


2025-2026 CONSOLIDATED BUDGET

Government of
Northwest Territories



Consolidated Budget 2025-26
of the Government of the Northwest Territories

Table of Contents	Page
Introduction	1
Government Reporting Entity	2
Consolidated Summary of Operations	3
Revenues by Source	4
Expenses	5
Segment Information	6
Consolidated Schedule of Segmented Information	7
Appendices	
Appendix A – Environment and Economic Development	8
Appendix B – Infrastructure	9
Appendix C – Education	10
Appendix D – Health and Social Services	11
Appendix E – Housing	12
Appendix F – Justice	13
Appendix G – General Government	14
Appendix H – Legislative Assembly and Statutory Offices	15

Introduction

Public Sector Accounting Standards (PSAS) require the Government Reporting Entity (GRE) to consolidate its budget using the same accounting principles and presentation that it uses to report its actual financial results. The consolidated budget is tabled annually.

The Main Estimates represent the Government of the Northwest Territories' (GNWT) proposed appropriations for the 2025-26 fiscal year. The Main Estimates detail all revenues projected to be earned and all expenses projected to be incurred for the period April 1, 2025 to March 31, 2026. The Main Estimates are compiled on a non-consolidated basis.

Revolving Funds are included in the Main Estimates within the departments to which they have a financial reporting relationship. Revolving funds are engaged in commercial activities, with undefined and non-lapsing expense authority.

The Public Agencies prepare operating budgets that represent their expected revenues and expenses for the fiscal year.

The Consolidated Budget represents a summary of the GNWT's Main Estimates approved by the Legislative Assembly, and Public Agencies' operating budgets approved by their responsible Ministers. It is adjusted to eliminate budgeted inter-entity revenues and expenses. In accordance with Canadian Public Sector Accounting Standards, the Consolidated Budget also represents the Government's original consolidated fiscal plan for the 2025-26 fiscal year and does not reflect supplementary appropriations.

All entities included in the Government Reporting Entity have a March 31 fiscal year-end with the exception of Aurora College, Divisional Education Councils and District Education Authorities, which have a June 30 fiscal year-end.

Government Reporting Entity

The Consolidated Budget presents summary information and serves as a means for the Government to show its accountability for the resources, obligations and financial affairs for which it is responsible. In addition to the GNWT Departments and Revolving Funds, the following entities are also included within the Government Reporting Entity.

Aurora College Act

Aurora College

Education Act

Beaufort-Delta Divisional Educational Council

Commission scolaire francophone Territoires du Nord-Ouest

Dehcho Divisional Education Council

Dettah District Education Authority

N'dilo District Education Authority

Sahtu Divisional Education Council

South Slave Divisional Education Council

Yellowknife Public Denominational District Education Authority (Yellowknife Catholic Schools)

Yellowknife District No.1 Education Authority

Hospital Insurance and Health and Social Services Administration Act

Hay River Health and Social Services Authority

Northwest Territories Health and Social Services Authority

Human Rights Act

Northwest Territories Human Rights Commission

Northwest Territories Heritage Fund Act

Northwest Territories Heritage Fund

Housing Northwest Territories Act

Housing Northwest Territories

Northwest Territories Hydro Corporation Act

Northwest Territories Hydro Corporation (NT Hydro)

Northwest Territories Societies Act

Arctic Energy Alliance

Northwest Territories Surface Rights Board Act

Northwest Territories Surface Rights Board

Northwest Territories Waters Act

Inuvialuit Water Board

Prosper NWT Act

Prosper NWT

Status of Women Council Act

Status of Women Council of the Northwest Territories

Tlicho Community Services Agency Act

Tlicho Community Services Agency

**Consolidated Budget 2025-26
of the Government of the Northwest Territories**

Consolidated Summary of Operations

For the year ending March 31,

(thousands of dollars)

	2025-26 Budget \$	2024-25 Budget^{1, 2} \$	2023-24 Actual \$
Revenues			
Grant from the Government of Canada	1,803,314	1,701,645	1,610,836
Transfer Payments	517,318	533,421	646,077
	2,320,632	2,235,066	2,256,913
Corporate and Personal Income Taxes	158,144	183,457	201,072
Other Taxes	169,488	183,044	163,771
General	103,178	155,973	113,755
Income from Portfolio Investments	1,300	2,540	10,074
Non-Renewable Resource Revenue	6,226	31,007	3,143
Sales	193,133	170,206	176,700
Recoveries	65,641	43,594	51,808
	697,110	769,821	720,323
Recoveries of Prior Years' Expenses	3,000	3,000	22,721
	3,020,742	3,007,887	2,999,957
Expenses			
Environment and Economic Development	218,619	209,631	322,606
Infrastructure	480,046	537,659	540,529
Education	490,274	454,571	461,269
Health and Social Services	822,335	777,616	786,149
Housing	113,833	109,807	113,618
Justice	162,888	148,867	146,435
General Government	506,784	488,271	620,104
Legislative Assembly and Statutory Offices	25,446	26,275	26,077
	2,820,225	2,752,697	3,016,787
Annual operating surplus (deficit)	200,517	255,190	(16,830)
Accumulated operating surplus, beginning of year	2,955,546	2,700,356	2,408,567
Accumulated operating surplus, end of year	3,156,063	2,955,546	2,391,737

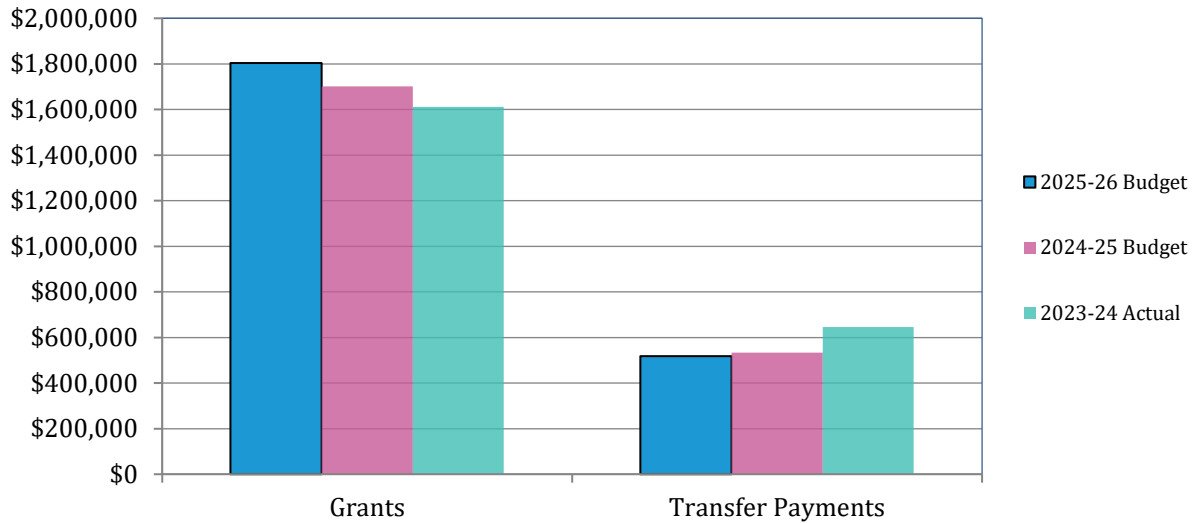
¹ The Government undertakes projects for the Government of Canada, the Government of Nunavut, and others. In the main estimates, these are presented as expenses and recoveries for Project on behalf of Third Parties. In the public accounts the expenses have been classified with the appropriate expense and the recoveries have been classified to the appropriate revenues line based on the nature of the transaction.

² The main estimates present gross amounts for revenues and certain offsets relating to the carbon tax. Because certain offsets meet the definition of concessions in Canadian Public Sector Accounting Standards, those offsets have been presented on a net basis.

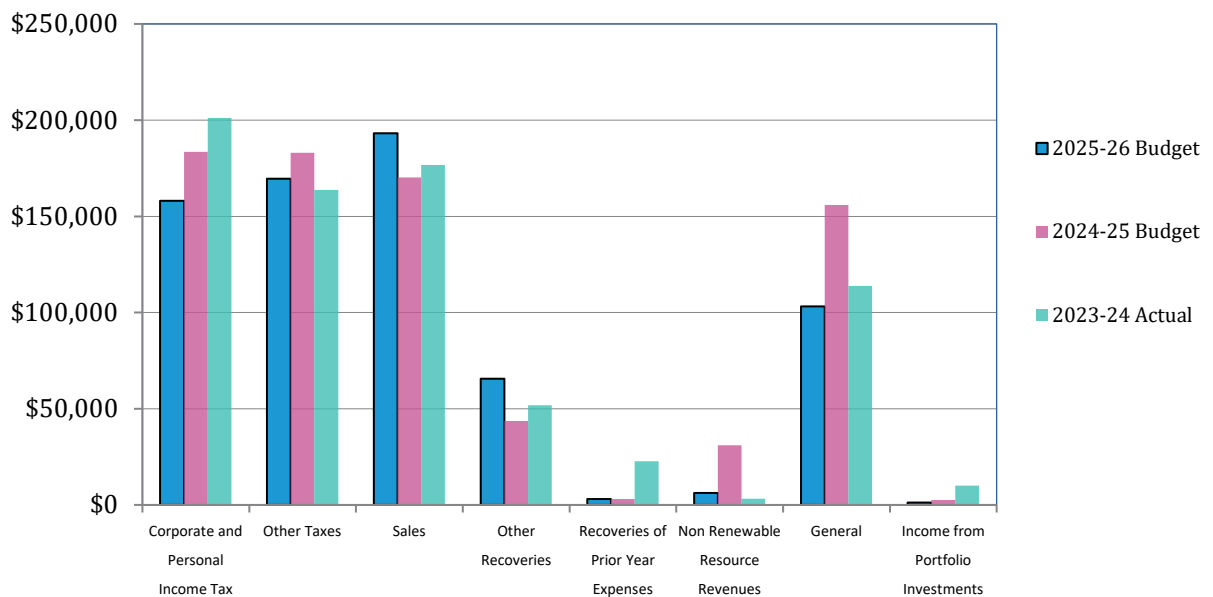
Revenues by Source

The Government funds programs and services through a combination of grants and transfer payments from the federal government as well as own-source revenues. The following shows the consolidated budget for fiscal years 2024-25 and 2025-26, and consolidated actual results for 2023-24.

Grants and Transfers from Federal Government ('000)



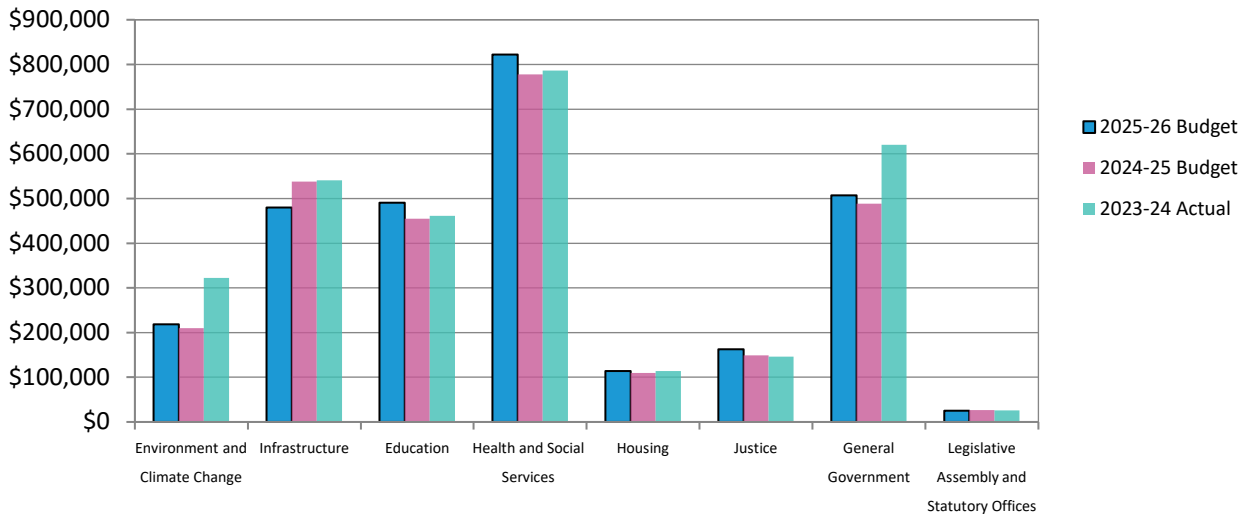
Own-source Revenues ('000)



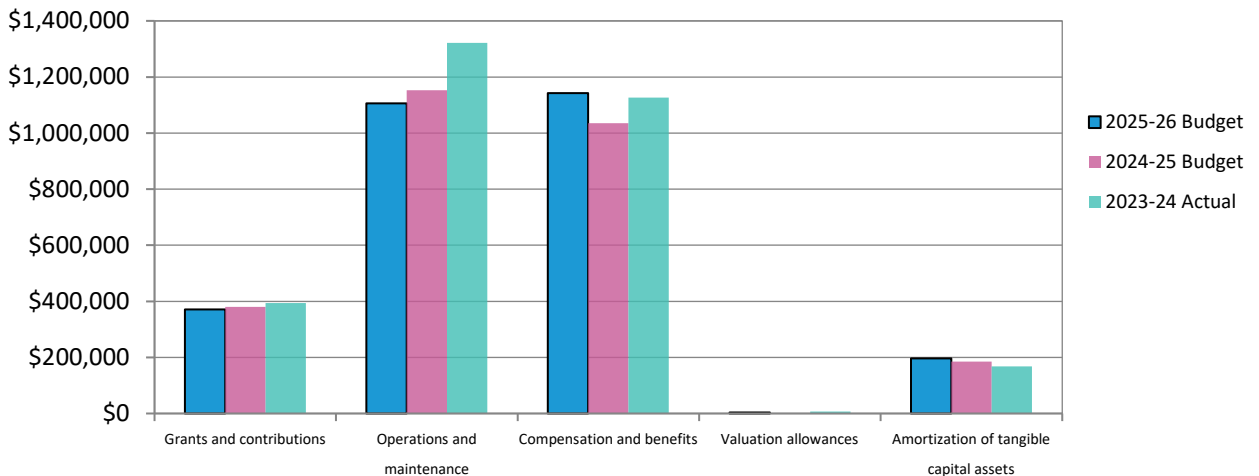
Expenses

The graphs below provide information on the Government's expenses by Program and Category.

**Budget
Expenses by Program ('000)**



**Budget
Expenses by Category ('000)**



Segment information

The Government reports on segments on the basis of relationships of its operations with similar entities. Segments are identified by the nature of an entity's operations and the accountability relationship that a group of similar entities has with the Government. There are no significant allocations of revenues or expenses between segments.

Government departments are identified as one segment to reflect the direct accountability relationship for financial reporting and budgeting between departments, their respective Ministers and the Legislative assembly.

Other Public Agencies within the Government Reporting Entity represent another segment. These agencies are typically associated with a particular Government department and have a formalized reporting relationship to that department. For example, Health and Social Services Authorities have an accountability relationship to the Minister of Health and Social Services as well as to their respective governing bodies.

Other Public Agencies also include agencies that report directly to a Minister responsible for their operations. For example, the Housing Northwest Territories and the Northwest Territories Hydro Corporation have Ministers specifically assigned to their operations. The agencies in this segment assist the Government in delivering its programs and services and in achieving its priorities.

**Consolidated Budget 2025-26
of the Government of the Northwest Territories**

Consolidated Schedule of Segmented Information

(All figures in thousands of dollars)

	Departments ¹	Public Agencies ²	Total for All Segments	Adjustments ³	2025-26 Budget	2024-25 Budget	2023-24 Actual
	\$	\$	\$	\$	\$	\$	\$
Revenues							
Grant from the Government of Canada	1,803,314	-	1,803,314	-	1,803,314	1,701,645	1,610,836
Transfer payments	442,128	75,190	517,318	-	517,318	533,421	646,077
	2,245,442	75,190	2,320,632	-	2,320,632	2,235,066	2,256,913
Taxation, Non-Renewable Resource and General Revenues							
Corporate and Personal Income Taxes	158,144	-	158,144	-	158,144	183,457	201,072
Other Taxes	157,869	11,619	169,488	-	169,488	183,044	163,771
General	61,958	989,286	1,051,244	(948,066)	103,178	155,973	113,755
Income from Portfolio Investments	-	1,300	1,300	-	1,300	2,540	10,074
Non-Renewable Resource Revenue	6,226	-	6,226	-	6,226	31,007	3,143
Sales	156,949	131,965	288,914	(95,781)	193,133	170,206	176,700
Recoveries	46,460	125,848	172,308	(106,667)	65,641	43,594	51,808
	587,606	1,260,018	1,847,624	(1,150,514)	697,110	769,821	720,323
Recoveries of Prior Years' Expenses	3,000	-	3,000	-	3,000	3,000	22,721
	2,836,048	1,335,208	4,171,256	(1,150,514)	3,020,742	3,007,887	2,999,957
Expenses							
Grants and Contributions	1,235,455	50,453	1,285,908	(914,355)	371,553	380,150	393,827
Operations and Maintenance	760,744	581,906	1,342,650	(236,159)	1,106,491	1,152,348	1,321,212
Compensation and Benefits	487,963	654,046	1,142,009	-	1,142,009	1,035,125	1,126,154
Change in Valuation Allowances	2,598	550	3,148	-	3,148	-	7,168
Amortization of Tangible Capital Assets	149,241	47,783	197,024	-	197,024	185,074	168,426
	2,636,001	1,334,738	3,970,739	(1,150,514)	2,820,225	2,752,697	3,016,787
Annual operating surplus (deficit)	200,047	470	200,517	-	200,517	255,190	(16,830)

¹ Departments consist of those listed in the appendices that begin with the word "Department" and the Legislative Assembly.

² Public agencies consist of those entities listed under Government Reporting Entity (page 2).

³ Includes adjustments to eliminate inter-entity balances to comply with the Canadian Public Sector Accounting Standards.

**Consolidated Budget 2025-26
of the Government of the Northwest Territories**

Appendix A

Environment and Economic Development

This entails promotion of sustainable use of natural resources, promoting economic self-sufficiency, to create a diverse economy for the Northwest Territories and administering sustainable use of public land as well as resolving disputes related to land.

The following components of the GRE are included:

- Department of Environment and Climate Change
- Department of Industry, Tourism, and Investment
- Prosper NWT
- Northwest Territories Heritage Fund
- Northwest Territories Surface Rights Board
- Arctic Energy Alliance
- Inuvialuit Water Board

(thousands of dollars)

	2025-26 Budget \$	2024-25 Budget \$	2023-24 Actual \$
Revenue			
Transfer Payments	26,014	23,211	29,516
	26,014	23,211	29,516
General	19,777	20,888	15,241
Income from Portfolio Investments	-	-	506
Non-Renewable Resource Revenue	6,226	31,007	3,143
Sales	1,113	899	551
Recoveries	2,122	2,060	2,581
	29,238	54,854	22,022
Recoveries of Prior Years' Expenses	-	-	972
	55,252	78,065	52,510
Expenses			
Grants and Contributions	29,087	27,953	35,098
Operations and Maintenance	74,000	76,754	180,609
Compensation and Benefits	106,264	96,900	100,208
Change in Valuation Allowances	250	-	521
Amortization of Tangible Capital Assets	9,018	8,024	6,170
	218,619	209,631	322,606
Annual operating deficit	(163,367)	(131,566)	(270,096)

**Consolidated Budget 2025-26
of the Government of the Northwest Territories**

Appendix B

Infrastructure

This entails providing services to the Government and people of the Northwest Territories by planning & design of government infrastructure, promoting energy efficiency, generating, and transmitting reliable energy.

The following components of the GRE are included:

- Department of Infrastructure
- Northwest Territories Hydro Corporation

(thousands of dollars)

	2025-26 Budget \$	2024-25 Budget \$	2023-24 Actual \$
Revenue			
Transfer Payments	108,628	138,218	115,057
	108,628	138,218	115,057
General	41,270	98,776	40,854
Income from Portfolio Investments	-	-	29
Sales	122,003	100,067	117,015
Recoveries	13,563	80	10,093
	176,836	198,923	167,991
Recoveries of Prior Years' Expenses	-	-	1,448
	285,464	337,141	284,496
Expenses			
Grants and Contributions	1,455	-	11,565
Operations and Maintenance	263,799	320,137	309,021
Compensation and Benefits	109,244	118,738	122,903
Change in Valuation Allowances	-	-	43
Amortization of Tangible Capital Assets	105,548	98,784	96,997
	480,046	537,659	540,529
Annual operating deficit	(194,582)	(200,518)	(256,033)

**Consolidated Budget 2025-26
of the Government of the Northwest Territories**

Appendix C

Education

This entails providing residents of the Northwest Territories with access to quality programs and services to assist residents make informed choices regarding education, training careers, employment, labour, child development, languages, and heritage.

The following components of the GRE are included:

- Department of Education, Culture and Employment
- Aurora College
- All Divisional Education Councils in the NWT
- All District Education Councils in the NWT
- Tlicho Community Services Agency (education portion)

(thousands of dollars)

	2025-26 Budget \$	2024-25 Budget \$	2023-24 Actual \$
Revenue			
Transfer Payments	106,155	87,924	79,639
	106,155	87,924	79,639
Other Taxes	11,619	11,517	11,475
General	10,456	8,830	12,369
Income from Portfolio Investments	-	200	677
Recoveries	900	1,062	4,416
	22,975	21,609	28,937
Recoveries of Prior Years' Expenses	-	-	3,461
	129,130	109,533	112,037
Expenses			
Grants and Contributions	78,232	52,586	61,195
Operations and Maintenance	100,792	110,301	102,947
Compensation and Benefits	289,074	270,766	273,638
Change in Valuation Allowances	2,598	-	3,462
Amortization of Tangible Capital Assets	19,578	20,918	20,027
	490,274	454,571	461,269
Annual operating deficit	(361,144)	(345,038)	(349,232)

**Consolidated Budget 2025-26
of the Government of the Northwest Territories**

Appendix D

Health and Social Services

This entails promoting, protecting, and providing for the health and well-being of the people of the Northwest Territories which includes providing social and market housing programs and services, subsidized rental and homeownership, unsubsidized rental housing in rural and remote communities, and advancing Gender equality in the Northwest Territories.

The following components of the GRE are included:

- Department of Health and Social Services
- Hay River Health and Social Services Authority
- Northwest Territories Health and Social Services Authority
- Tlicho Community Services Agency (health portion)
- Status of Women Council of the Northwest Territories

(thousands of dollars)

	2025-26 Budget \$	2024-25 Budget \$	2023-24 Actual \$
Revenue			
Transfer Payments	130,006	132,892	139,246
	130,006	132,892	139,246
General	4,587	4,513	10,359
Sales	-	863	-
Recoveries	47,205	36,772	34,308
	51,792	42,148	44,667
Recoveries of Prior Years' Expenses	-	-	2,689
	181,798	175,040	186,602
Expenses			
Grants and Contributions	-	35,534	41,036
Operations and Maintenance	411,537	390,839	344,163
Compensation and Benefits	387,056	328,202	378,844
Change in Valuation Allowances	300	-	1,167
Amortization of Tangible Capital Assets	23,442	23,041	20,939
	822,335	777,616	786,149
Annual operating deficit	(640,537)	(602,576)	(599,547)

**Consolidated Budget 2025-26
of the Government of the Northwest Territories**

Appendix E

Housing

This entails providing housing for the people of the Northwest Territories, including providing social and market housing programs and services, subsidized rental and homeownership, unsubsidized rental housing in rural and remote communities.

The following component of the GRE is included:

Housing Northwest Territories

(thousands of dollars)

	2025-26 Budget¹ \$	2024-25 Budget \$	2023-24 Actual \$
Revenue			
Transfer Payments	20,745	24,874	57,796
	20,745	24,874	57,796
General	13,301	12,237	17,895
Income from Portfolio Investments	1,300	1,940	1,995
Recoveries	475	894	102
	15,076	15,071	19,992
Recoveries of Prior Years' Expenses	-	-	-
	35,821	39,945	77,788
Expenses			
Grants and Contributions	42,240	40,545	18,268
Operations and Maintenance	37,922	36,606	47,066
Compensation and Benefits	16,171	15,426	35,429
Change in Valuation Allowances	-	-	46
Amortization of Tangible Capital Assets	17,500	17,230	12,809
	113,833	109,807	113,618
Annual operating deficit	(78,012)	(69,862)	(35,830)

¹ The amounts presented are the budget of the agency after adjustments to eliminate inter-entity transactions

**Consolidated Budget 2025-26
of the Government of the Northwest Territories**

Appendix F

Justice

This includes a mandate for the administration of justice in the Northwest Territories.

The following component of the GRE is included:

Department of Justice

(thousands of dollars)

	2025-26 Budget² \$	2024-25 Budget \$	2023-24 Actual \$
Revenue			
Transfer Payments	9,938	8,926	10,973
	9,938	8,926	10,973
General	8,904	8,641	8,034
Recoveries	1,271	1,246	1,462
	10,175	9,887	9,496
Recoveries of Prior Years' Expenses	-	-	858
	20,113	18,813	21,327
Expenses			
Grants and Contributions	6,539	5,331	5,532
Operations and Maintenance	80,891	76,142	73,117
Compensation and Benefits	70,454	63,461	64,326
Change in Valuation Allowances	-	-	11
Amortization of Tangible Capital Assets	5,004	3,933	3,449
	162,888	148,867	146,435
Annual operating deficit	(142,775)	(130,054)	(125,108)

² The amounts presented are the budget of the department after adjustments to eliminate inter-entity transactions

**Consolidated Budget 2025-26
of the Government of the Northwest Territories**

Appendix G

General Government

This encompasses providing public programs and services essential to communities, while protecting interests of consumers, as well as managing the financial, human and information technology resources required to support the priorities identified by the Legislative Assembly.

The following components of the GRE are included:

- Department of Executive and Indigenous Affairs
- Department of Finance
- Department of Municipal and Community Affairs

(thousands of dollars)

	2025-26 Budget \$	2024-25 Budget \$	2023-24 Actual \$
Revenue			
Grant from the Government of Canada	1,803,314	1,701,645	1,610,836
Transfer Payments	115,832	117,376	213,850
	1,919,146	1,819,021	1,824,686
Corporate and Personal Income Tax	158,144	183,457	201,072
Other Taxes	157,869	171,527	152,296
General	4,873	2,073	8,969
Income from Portfolio Investments	-	400	-
Sales	70,017	68,377	59,134
Recoveries	100	1,480	(1,158)
	391,003	427,314	420,313
Recoveries of Prior Years' Expenses	3,000	3,000	12,738
	2,313,149	2,249,335	2,257,737
Expenses			
Grants and Contributions	214,000	218,201	221,082
Operations and Maintenance	129,740	134,037	256,537
Compensation and Benefits	146,776	123,551	133,173
Change in Valuation Allowances	-	-	1,918
Amortization of Tangible Capital Assets	16,268	12,482	7,394
	506,784	488,271	620,104
Annual operating surplus	1,806,365	1,761,064	1,637,633

Consolidated Budget 2025-26 of the Government of the Northwest Territories

Appendix H

Legislative Assembly and Statutory Offices

Legislative Assembly and Statutory Offices entail safeguarding and promoting the principles of consensus government and the institution of the Legislative Assembly to foster an empowered and representative government, as well as providing information to the general public and parties involved in human rights complaints.

The following components of the GRE are included:

- Legislative Assembly
- Northwest Territories Human Rights Commission

	(thousands of dollars)		
	2025-26 Budget \$	2024-25 Budget \$	2023-24 Actual \$
Revenue			
General	10	15	34
Income from Portfolio Investments	-	-	6,867
Recoveries	5	-	4
	15	15	6,905
Recoveries of Prior Years' Expenses	-	-	555
	15	15	7,460
Expenses			
Grants and Contributions	-	-	51
Operations and Maintenance	7,810	7,532	7,752
Compensation and Benefits	16,970	18,081	17,633
Amortization of Tangible Capital Assets	666	662	641
	25,446	26,275	26,077
Annual operating deficit	(25,431)	(26,260)	(18,617)