

2023-2024 CONSOLIDATED BUDGET

Government of
Northwest Territories



Consolidated Budget 2023-2024
of the Government of the Northwest Territories

Table of Contents	Page
Introduction	1
Government Reporting Entity	2
Consolidated Summary of Operations	3
Revenues by Source	4
Expenses	5
Segmented Information	6
Consolidated Schedule of Segmented Information	7
Appendices	8

This page intentionally left blank

Introduction

Public Sector Accounting Standards (PSAS) require the government reporting entity to consolidate its budget using the same accounting principles and presentation that it uses to report its actual financial results. The consolidated budget is tabled annually.

The Main Estimates represent the Government of the Northwest Territories' (GNWT) proposed appropriations for the 2023-2024 fiscal year. The Main Estimates detail all revenues projected to be earned and all expenses projected to be incurred for the period April 1, 2023 to March 31, 2024, in order to implement strategies and achieve the goals of all the Government Departments. The Main Estimates are compiled on a non-consolidated basis.

Revolving Funds are included in the Main Estimates within the departments to which they have a financial reporting relationship. Revolving funds are engaged in commercial activities, with undefined and non-lapsing expense authority.

The Public Agencies prepare operating budgets that represent their expected revenues and expenses for the fiscal year.

The Consolidated Budget represents a summary of the GNWT's Main Estimates approved by the Legislative Assembly, and Public Agencies' operating budgets approved by their responsible Ministers. It is adjusted to eliminate budgeted inter-entity revenues and expenses. In accordance with Canadian Public Sector Accounting Standards, the Consolidated Budget also represents the Government's original consolidated fiscal plan for the 2023-2024 fiscal year and does not reflect supplementary appropriations.

All entities included in the Government Reporting Entity have a March 31 fiscal year-end with the exception of Aurora College, Divisional Education Councils and District Education Authorities, which have a June 30 fiscal year-end.

Government Reporting Entity

The Consolidated Budget presents summary information and serves as a means for the Government to show its accountability for the resources, obligations and financial affairs for which it is responsible. In addition to the GNWT Departments and Revolving Funds, the following entities are also included within the Government reporting entity.

Aurora College Act

Aurora College

Education Act

Beaufort-Delta Divisional Educational Council

Commission scolaire francophone Territoires du Nord-Ouest

Dehcho Divisional Education council

Dettah District Education Authority

N'dilo District Education Authority

Sahtu Divisional Education Council

South Slave Divisional Education Council

Yellowknife Public Denominational District Education Authority (Yellowknife Catholic Schools)

Yellowknife District No.1 Education Authority

Hospital Insurance and Health and Social Services Administration Act

Hay River Health and Social Services Authority

Northwest Territories Health and Social Services Authority

Human Rights Act

Northwest Territories Human Rights Commission

Northwest Territories Business Development and Investment Corporation Act

Northwest Territories Business Development and Investment Corporation

Northwest Territories Heritage Fund Act

Northwest Territories Heritage Fund

Northwest Territories Housing Corporation Act

Housing Northwest Territories

Northwest Territories Hydro Corporation Act

Northwest Territories Hydro Corporation (NT Hydro)

Northwest Territories Societies Act

Arctic Energy Alliance

Northwest Territories Surface Rights Board Act

Northwest Territories Surface Rights Board

Northwest Territories Waters Act

Inuvialuit Water Board

Status of Women Council Act

Status of Women Council of the Northwest Territories

Tlicho Community Services Agency Act

Tlicho Community Services Agency

**Consolidated Budget 2023-2024
of the Government of the Northwest Territories**

Consolidated Summary of Operations

For the year ending March 31,

(thousands of dollars)

Revenues	2024 Budget \$	2023 Budget ^{1,2} \$	2022 Actual \$
Grant from the Government of Canada	1,610,836	1,519,233	1,480,118
Transfer Payments	510,123	560,464	477,881
	2,120,959	2,079,697	1,957,999
Corporate and Personal Income Taxes	157,498	135,725	158,312
Other Taxes	169,200	147,430	137,236
General	107,068	113,836	96,638
Income from Portfolio Investments	840	610	5,145
Non-Renewable Resource Revenue	61,089	21,615	42,510
Sales	170,909	171,818	180,422
Recoveries	63,219	42,899	40,574
	729,823	633,933	660,837
Recoveries of Prior Years' Expenses	3,000	3,000	15,876
	2,853,782	2,716,630	2,634,712
Expenses			
Environment and Economic Development	209,934	185,271	191,480
Infrastructure	517,451	478,959	454,118
Education	460,940	428,811	422,947
Health and Social Services	713,024	685,232	708,793
Housing	142,034	109,896	106,838
Justice	145,883	137,676	141,300
General Government	514,358	520,369	522,688
Legislative Assembly and Statutory Offices	27,655	25,435	24,524
	2,731,279	2,571,649	2,572,688
Annual surplus	122,503	144,981	62,024
Accumulated surplus, beginning of year	2,577,853	2,432,872	2,370,848
Accumulated surplus, end of year	2,700,356	2,577,853	2,432,872

¹ The Government undertakes projects for the Government of Canada, the Government of Nunavut, and others. In the main estimates, these are presented as expenses and recoveries for Project on behalf of Third Parties. In the public accounts the expenses have been classified with the appropriate expense and the recoveries have been classified to the appropriate revenues line based on the nature of the transaction.

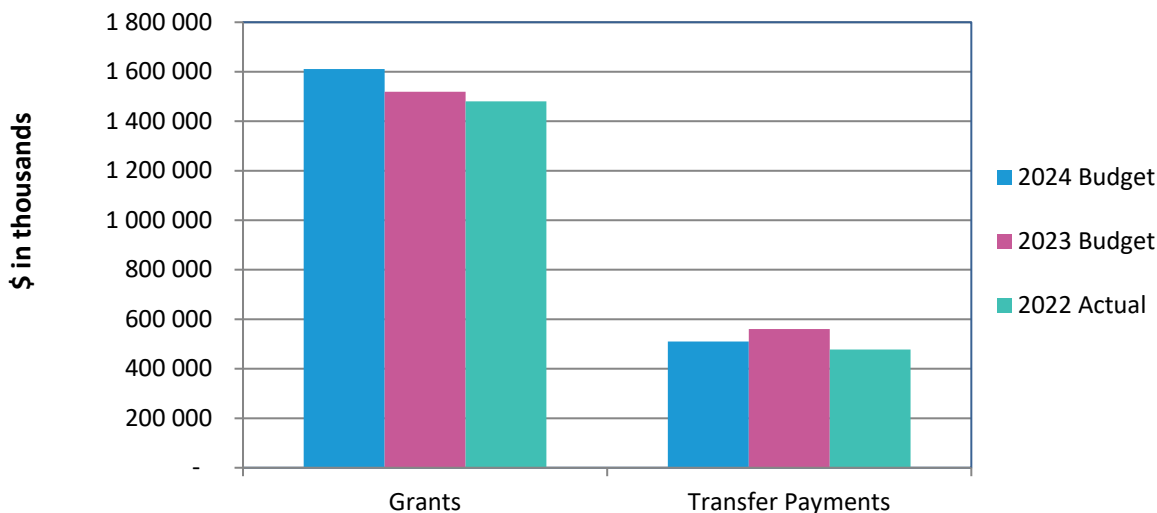
² The main estimates present gross amounts for revenues and certain offsets relating to the carbon tax. Because certain of the offsets meet the definition of concessions in Canadian Public Sector Accounting Standards, those offsets have been presented on a net basis

**Consolidated Budget 2023-2024
of the Government of the Northwest Territories**

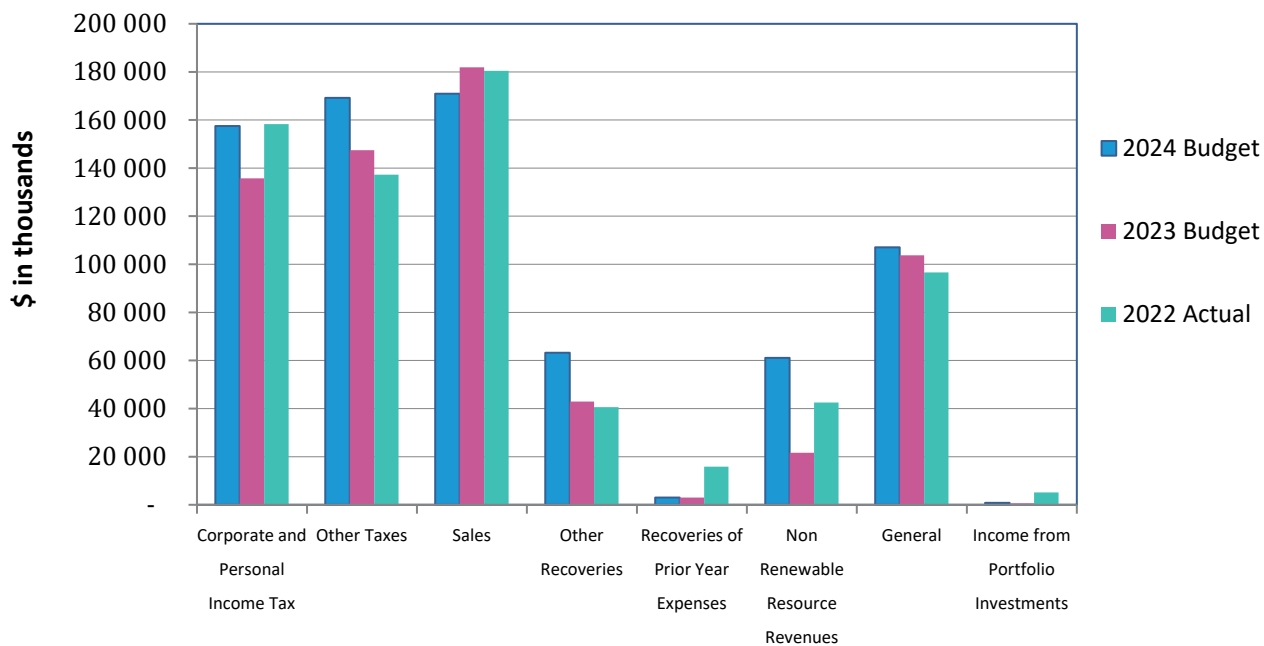
Revenues by Source

The Government funds programs and services through a combination of grants and transfer payments from the federal government as well as own-source revenues. The following shows the consolidated budget for fiscal years 2022-2023 and 2023-2024 and actual consolidated results for 2021-2022.

Grants and Transfers from Federal Government



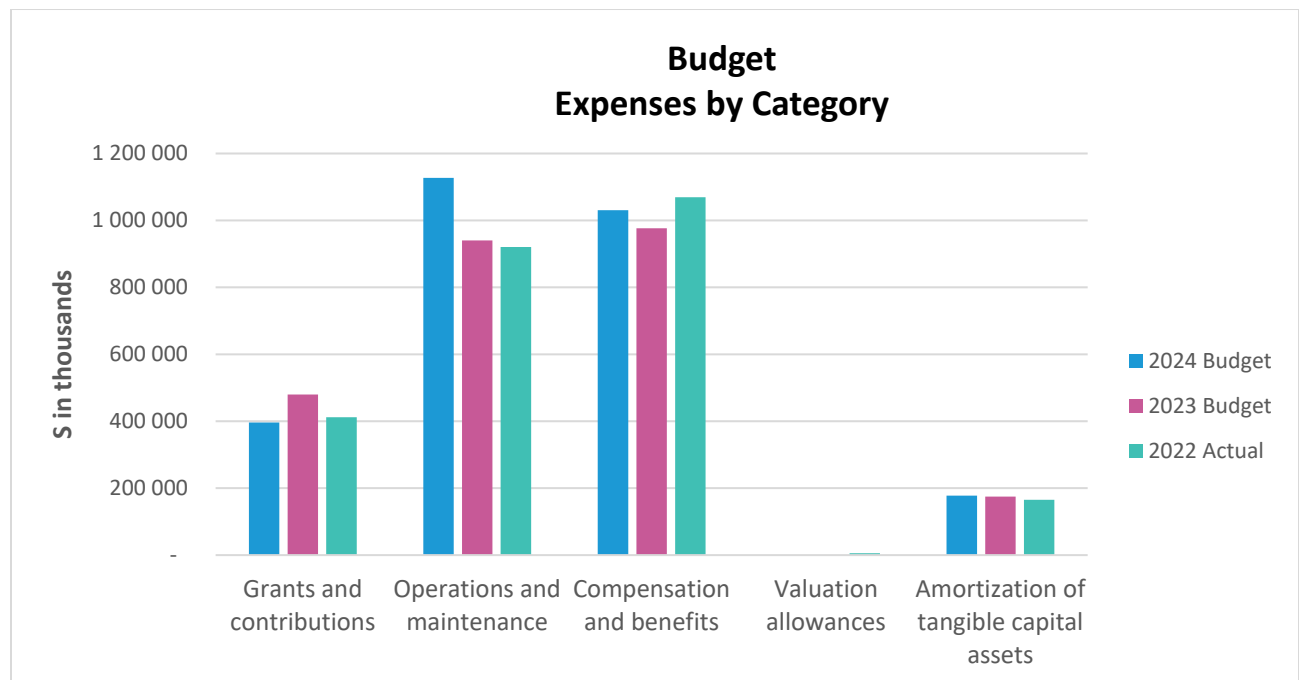
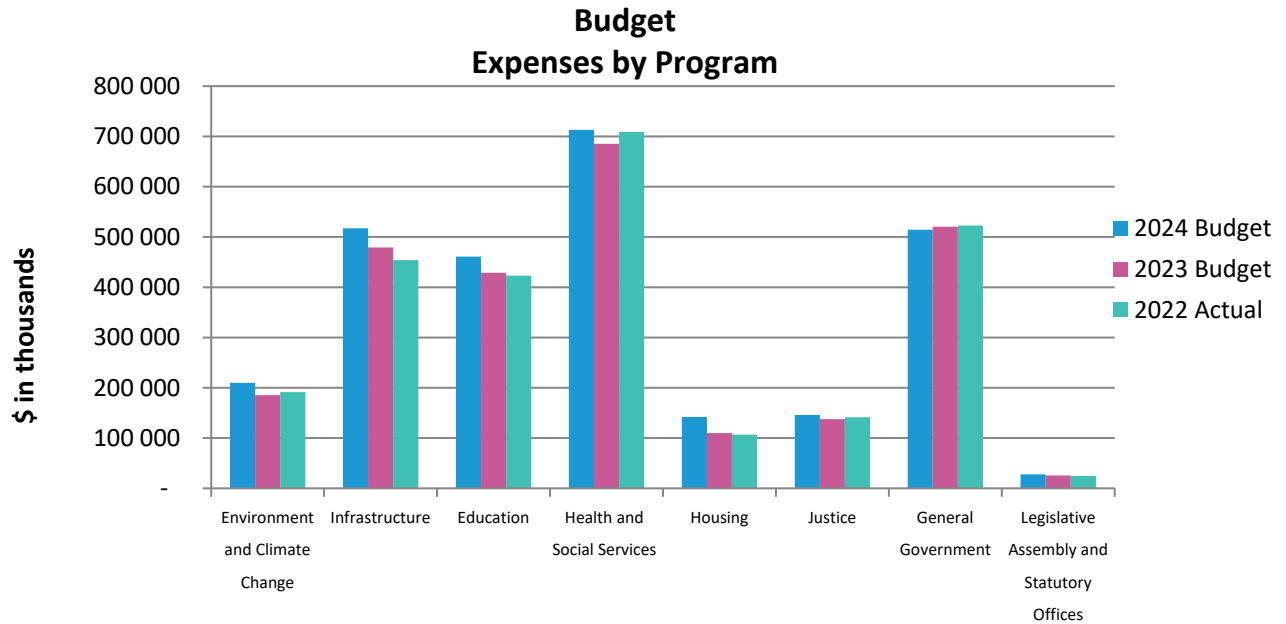
Own-source Revenues



**Consolidated Budget 2023-2024
of the Government of the Northwest Territories**

Expenses

The graphs below provide information on the Government’s expenses by Program and Category.



Segmented information

The Government reports on segments on the basis of relationships of its operations with similar entities. Segments are identified by the nature of an entity's operations and the accountability relationship that a group of similar entities has with the Government. There are no significant allocations of revenues or expenses between segments.

Government departments are identified as one segment to reflect the direct accountability relationship for financial reporting and budgeting between departments, their respective Ministers and the Legislative assembly.

Other Public Agencies within the Government Reporting Entity represent another segment. These agencies are typically associated with a particular Government department and have a formalized reporting relationship to that department. For example, Health and Social Services Authorities have an accountability relationship to the Minister of Health and Social Services as well as to their respective governing bodies.

Other Public Agencies also include agencies that report directly to a Minister responsible for their operations. For example, the Northwest Territories Housing Corporation (Housing Northwest Territories) and the Northwest Territories Hydro Corporation have Ministers specifically assigned to their operations. The agencies in this segment assist the Government in delivering its programs and services and in achieving its priorities.

**Consolidated Budget 2023-2024
of the Government of the Northwest Territories**

Consolidated Schedule of Segmented Information

(All figures in thousands of dollars)

	Departments ¹	Public Agencies ²	Total for All Segments	Adjustments ³	2024 Budget	2023 Budget	2022 Actual
	\$	\$	\$	\$	\$	\$	\$
Revenues							
Grant from the Government of Canada	1,610,836	-	1,610,836	-	1,610,836	1,519,233	1,480,118
Transfer payments	421,437	88,686	510,123	-	510,123	560,464	477,881
	2,032,273	88,686	2,120,959	-	2,120,959	2,079,697	1,957,999
Taxation, Non-Renewable Resource and General Revenues							
Corporate and Personal Income Taxes	157,498	-	157,498	-	157,498	135,725	158,312
Other Taxes	157,778	11,422	169,200	-	169,200	147,430	137,236
General	85,780	825,451	911,231	(804,163)	107,068	113,836	96,638
Income from Portfolio Investments	400	440	840	-	840	610	5,145
Non-Renewable Resource Revenue	61,089	-	61,089	-	61,089	21,615	42,510
Sales	112,450	113,839	226,289	(55,380)	170,909	171,818	180,422
Recoveries	25,341	73,264	98,605	(35,386)	63,219	42,899	40,574
	600,336	1,024,416	1,624,752	(894,929)	729,823	633,933	660,837
Recoveries of Prior Years' Expenses	3,000	-	3,000	-	3,000	3,000	15,876
	2,635,609	1,113,102	3,748,711	(894,929)	2,853,782	2,716,630	2,634,712
Expenses							
Grants and Contributions	1,085,725	70,284	1,156,009	(759,941)	396,068	479,915	411,873
Operations and Maintenance	758,339	503,573	1,261,912	(134,988)	1,126,924	940,269	920,617
Compensation and Benefits	446,334	584,113	1,030,447	-	1,030,447	976,611	1,069,233
Change in Valuation Allowances	-	-	-	-	-	-	5,775
Amortization of Tangible Capital Assets	137,221	40,619	177,840	-	177,840	174,854	165,190
	2,427,619	1,198,589	3,626,208	(894,929)	2,731,279	2,571,649	2,572,688
Annual operating surplus/(deficit)	207,990	(85,487)	122,503	-	122,503	144,981	62,024

¹ Departments consist of those listed in the appendices that begin with the word "Department" and the Legislative Assembly.

² Public agencies consist of those entities listed under Government Reporting Entity (page 2).

³ Includes adjustments to eliminate inter-entity balances to comply with the Canadian Public Sector Accounting Standards.

**Consolidated Budget 2023-24
of the Government of the Northwest Territories**

Appendix A

Environment and Economic Development

This entails promotion of sustainable use of natural resources, promoting economic self-sufficiency, to create a diverse economy for the Northwest Territories and administering sustainable use of public land as well as resolving disputes related to land.

The following components of the GRE are included:

- Department of Environment and Natural Resources
- Department of Industry, Tourism, and Investment
- Northwest Territories Business Development and Investment Corporation
- Northwest Territories Heritage Fund
- Northwest Territories Surface Rights Board
- Arctic Energy Alliance
- Inuvialuit Water Board

(thousands of dollars)

	2024 Budget \$	2023 Budget \$	2022 Actual \$
Revenue			
Transfer Payments	12,262	17,627	16,409
	12,262	17,627	16,409
General	17,875	13,001	17,552
Income from Portfolio Investments	-	-	58
Non-Renewable Resource Revenue	61,089	21,465	42,214
Sales	635	625	592
Recoveries	2,361	831	3,393
	81,960	35,922	63,809
Recoveries of Prior Years' Expenses	-	-	1,529
	94,222	53,549	81,747
Expenses			
Grants and Contributions	26,287	26,396	38,918
Operations and Maintenance	78,025	71,349	68,775
Compensation and Benefits	99,087	81,580	78,292
Change in Valuation Allowances	-	-	83
Amortization of Tangible Capital Assets	6,535	5,946	5,412
	209,934	185,271	191,480
Annual operating deficit	(115,712)	(131,722)	(109,733)

**Consolidated Budget 2023-24
of the Government of the Northwest Territories**

Appendix B

Infrastructure

This entails providing services to the Government and people of the Northwest Territories by planning & design of government infrastructure, promoting energy efficiency, generating, and transmitting reliable energy.

The following components of the GRE are included:

- Department of Infrastructure
- Northwest Territories Hydro Corporation

(thousands of dollars)

	2024 Budget \$	2023 Budget \$	2022 Actual \$
Revenue			
Transfer Payments	146,338	212,052	109,172
	146,338	212,052	109,172
General	60,578	48,985	30,627
Income from Portfolio Investments	-	-	(69)
Non-Renewable Resource Revenue	-	150	296
Sales	97,587	100,686	116,642
Recoveries	276	10,545	3,047
	158,441	160,366	150,543
Recoveries of Prior Years' Expenses	-	-	3,764
	304,779	372,418	263,479
Expenses			
Grants and Contributions	31,509	47,276	7,319
Operations and Maintenance	271,450	209,486	219,773
Compensation and Benefits	115,917	127,028	136,991
Change in Valuation Allowances	-	-	780
Amortization of Tangible Capital Assets	98,575	95,169	89,255
	517,451	478,959	454,118
Annual operating deficit	(212,672)	(106,541)	(190,639)

**Consolidated Budget 2023-24
of the Government of the Northwest Territories**

Appendix C

Education

This entails providing residents of the Northwest Territories with access to quality programs and services to assist residents make informed choices regarding education, training careers, employment, labour, child development, languages, and heritage.

The following components of the GRE are included:

- Department of Education, Culture and Employment
- Aurora College
- All Divisional Education Councils in the NWT
- All District education Councils in the NWT
- Tlicho Community Services Agency (education portion)

	(thousands of dollars)		
	2024	2023	2022
	Budget	Budget	Actual
	\$	\$	\$
Revenue			
Transfer Payments	80,557	59,735	65,358
	80,557	59,735	65,358
Other Taxes	11,422	11,313	11,368
General	5,331	4,988	8,001
Income from Portfolio Investments	-	-	89
Recoveries	723	583	960
	17,476	16,884	20,418
Recoveries of Prior Years' Expenses	-	-	(58)
	98,033	76,619	85,718
Expenses			
Grants and Contributions	67,428	65,677	65,977
Operations and Maintenance	106,898	98,597	86,164
Compensation and Benefits	267,196	245,185	250,505
Change in Valuation Allowances	-	-	840
Amortization of Tangible Capital Assets	19,418	19,352	19,461
	460,940	428,811	422,947
Annual operating deficit	(362,907)	(352,192)	(337,229)

**Consolidated Budget 2023-24
of the Government of the Northwest Territories**

Appendix D

Health and Social Services

This entails promoting, protecting, and providing for the health and well-being of the people of the Northwest Territories which includes providing social and market housing programs and services, subsidized rental and homeownership, unsubsidized rental housing in rural and remote communities, and advancing Gender equality in the Northwest Territories.

The following components of the GRE are included:

- Department of Health and Social Services
- Northwest Territories Health and Social Services Authority
- Tlicho Community Services Agency (health portion)
- Status of Women Council of the Northwest Territories

	(thousands of dollars)		
	2024 Budget \$	2023 Budget \$	2022 Actual \$
Revenue			
Transfer Payments	71,192	79,435	99,634
	71,192	79,435	99,634
General	2,412	25,149	5,576
Sales	137	-	-
Recoveries	55,623	27,954	29,572
	58,172	53,103	35,148
Recoveries of Prior Years' Expenses	-	-	6,152
	129,364	132,538	140,934
Expenses			
Grants and Contributions	24,733	40,631	35,020
Operations and Maintenance	339,920	313,195	273,044
Compensation and Benefits	325,321	306,406	374,209
Change in Valuation Allowances	-	-	3,019
Amortization of Tangible Capital Assets	23,050	25,000	23,501
	713,024	685,232	708,793
Annual operating deficit	(583,660)	(552,694)	(567,859)

**Consolidated Budget 2023-24
of the Government of the Northwest Territories**

Appendix E

Housing

This entails providing housing for the people of the Northwest Territories, including providing social and market housing programs and services, subsidized rental and homeownership, unsubsidized rental housing in rural and remote communities.

The following components of the GRE are included:

Housing Northwest Territories

(thousands of dollars)

	2024 Budget³ \$	2023 Budget \$	2022 Actual \$
Revenue			
Transfer Payments	50,872	21,178	46,257
	50,872	21,178	46,257
General	11,278	10,201	15,032
Income from Portfolio Investments	440	440	562
Recoveries	894	894	640
	12,612	11,535	16,234
Recoveries of Prior Years' Expenses	-	-	-
	63,484	32,713	64,491
Expenses			
Grants and Contributions	48,333	43,348	16,815
Operations and Maintenance	61,383	35,399	41,461
Compensation and Benefits	15,518	15,249	32,963
Change in Valuation Allowances	-	-	104
Amortization of Tangible Capital Assets	16,800	15,900	15,495
	142,034	109,896	106,838
Annual operating deficit	(78,550)	(77,183)	(44,347)

³ The amounts presented are the budget of the agency after adjustments to eliminate inter-entity transactions

**Consolidated Budget 2023-24
of the Government of the Northwest Territories**

Appendix F

Justice

This includes a mandate for the administration of justice in the Northwest Territories.

The following components of the GRE are included:

Department of Justice

(thousands of dollars)

	2024 Budget ⁴ \$	2023 Budget \$	2022 Actual \$
Revenue			
Transfer Payments	8,562	4,475	9,589
	8,562	4,475	9,589
General	7,517	6,902	8,445
Recoveries	1,722	2,062	1,351
	9,239	8,964	9,796
Recoveries of Prior Years' Expenses	-	-	321
	17,801	13,439	19,706
Expenses			
Grants and Contributions	5,277	3,785	4,425
Operations and Maintenance	70,113	63,803	70,716
Compensation and Benefits	66,742	66,478	62,781
Change in Valuation Allowances	-	-	62
Amortization of Tangible Capital Assets	3,751	3,610	3,316
	145,883	137,676	141,300
Annual operating deficit	(128,082)	(124,237)	(121,594)

⁴ The amounts presented are the budget of the department after adjustments to eliminate inter-entity transactions

**Consolidated Budget 2023-24
of the Government of the Northwest Territories**

Appendix G

General Government

This encompasses providing public programs and services essential to communities, while protecting interests of consumers, as well as managing the financial, human and information technology resources required to support the priorities identified by the Legislative Assembly.

The following components of the GRE are included:

- Department of Executive and Indigenous Affairs
- Department of Finance
- Department of Municipal and Community Affairs

(thousands of dollars)

	2024 Budget \$	2023 Budget \$	2022 Actual \$
Revenue			
Grant from the Government of Canada	1,610,836	1,519,233	1,480,118
Transfer Payments	140,340	165,962	131,462
	1,751,176	1,685,195	1,611,580
Corporate and Personal Income Tax	157,498	135,725	158,312
Other Taxes	157,778	136,117	125,868
General	2,057	4,595	11,357
Income from Portfolio Investments	400	170	-
Sales	72,550	70,507	63,188
Recoveries	1,620	30	1,634
	391,903	347,144	360,359
Recoveries of Prior Years' Expenses	3,000	3,000	3,696
	2,146,079	2,035,339	1,975,635
Expenses			
Grants and Contributions	192,501	252,802	243,372
Operations and Maintenance	190,969	141,178	154,059
Compensation and Benefits	121,792	117,127	116,182
Change in Valuation Allowances	-	-	887
Amortization of Tangible Capital Assets	9,096	9,262	8,188
	514,358	520,369	522,688
Annual operating surplus	1,631,721	1,514,970	1,452,947

**Consolidated Budget 2023-24
of the Government of the Northwest Territories**

Appendix H

Legislative Assembly and statutory offices

Legislative Assembly and statutory offices entail safeguarding and promoting the principles of consensus government and the institution of the Legislative Assembly to foster an empowered and representative government, as well as providing information to the general public and parties involved in human rights complaints.

The following components of the GRE are included:

- Legislative Assembly
- Northwest Territories Human Rights Commission

	(thousands of dollars)		
	2024 Budget \$	2023 Budget \$	2022 Actual \$
Revenue			
General	20	15	48
Income from Portfolio Investments	-	-	4,505
Recoveries	-	-	(23)
	20	15	4,530
Recoveries of Prior Years' Expenses	-	-	472
	20	15	5,002
Expenses			
Grants and Contributions	-	-	27
Operations and Maintenance	8,166	7,262	6,625
Compensation and Benefits	18,874	17,558	17,310
Amortization of Tangible Capital Assets	615	615	562
	27,655	25,435	24,524
Annual operating deficit	(27,635)	(25,420)	(19,522)