

2023-2024 CAPITAL ESTIMATES BUDGET DE DÉPENSES EN IMMOBILISATIONS

Le présent document contient la traduction française de l'introduction.

Government of Northwest Territories / Gouvernement des Territoires du Nord-Ouest




Table of Contents

Introduction	2
Introduction (FR)	6
Summary of Information	
Infrastructure Investment by Department	10
Total Planned Infrastructure Investment	11
Comparison of Departmental Capital Estimates and Expenditures	12
Percentage Distribution of Total Planned Infrastructure Investment	13
Estimates	
Legislative Assembly	14
Education, Culture and Employment	17
Environment and Natural Resources	23
Finance	32
Health and Social Services	38
Industry, Tourism and Investment	46
Infrastructure	52
Justice	60
Lands	65
Municipal and Community Affairs	68
NWT Housing Corporation	71
Appendices	
Appendix A - Glossary	74
Appendix B - Capital Planning Process	77

Introduction

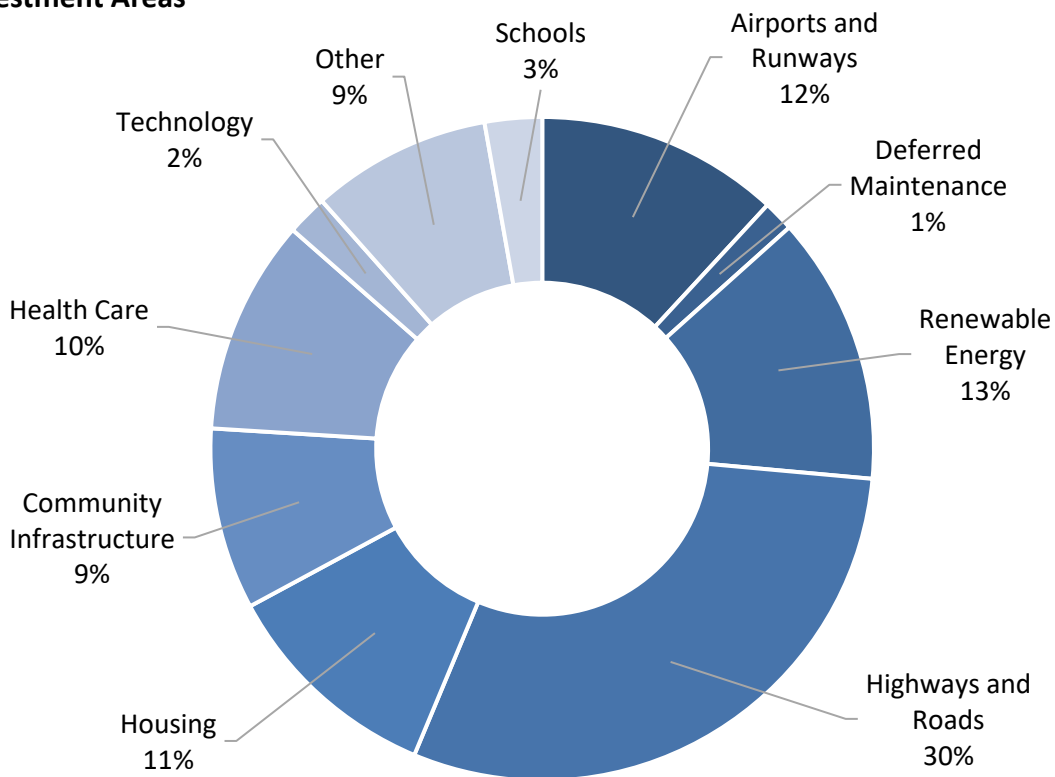
Overview

The Government of the Northwest Territories 2023-24 Capital Estimates outlines infrastructure investments that continue to deliver on the priorities of the 19th Legislative Assembly. These Estimates show commitments to build a strong and sustainable future for the Territory, increase employment and diversify our economy, while building and maintaining public infrastructure that are needed by communities, families, and businesses.

The 2023-24 Capital Estimates make informed and prudent infrastructure investments that expand capacity in the health care system, improve core infrastructure in the education system, attract private sector investment and support local skill development, jobs, and long-term economic growth.

The infrastructure investment of \$328 million will support core government services including health care, housing and education and includes a focus on maintaining the existing assets of the Territory through capital maintenance and renewal projects.

Key Investment Areas



Investing in Our Communities

The 2023-24 Capital Estimates aim to directly support and invest \$328 million in communities. Some of the priorities reflected in the Capital Estimates include:

- Making strategic investments that connect communities, expand the economy, or reduce the cost of living:
 - o Broadband Fibre Link Expansion from Inuvik to Tuktoyaktuk;
 - o Inuvik Airport Terminal and Runway Extension;
 - o Inuvik to Tuktoyaktuk Highway Road Improvements;
 - o Mackenzie Valley Highway Environmental Assessment and Planning;
 - o Slave Geological Province All Weather Highway Environmental Assessment and Planning; and
 - o Feasibility work in support of the Taltson Hydro Expansion Project.

- Reducing the cost of power and increasing the use of alternative and renewable energy:
 - o Community Hydro Projects;
 - o Diesel Power Plants;
 - o Fort Providence Transmission Line; and
 - o Whatì Transmission Line.

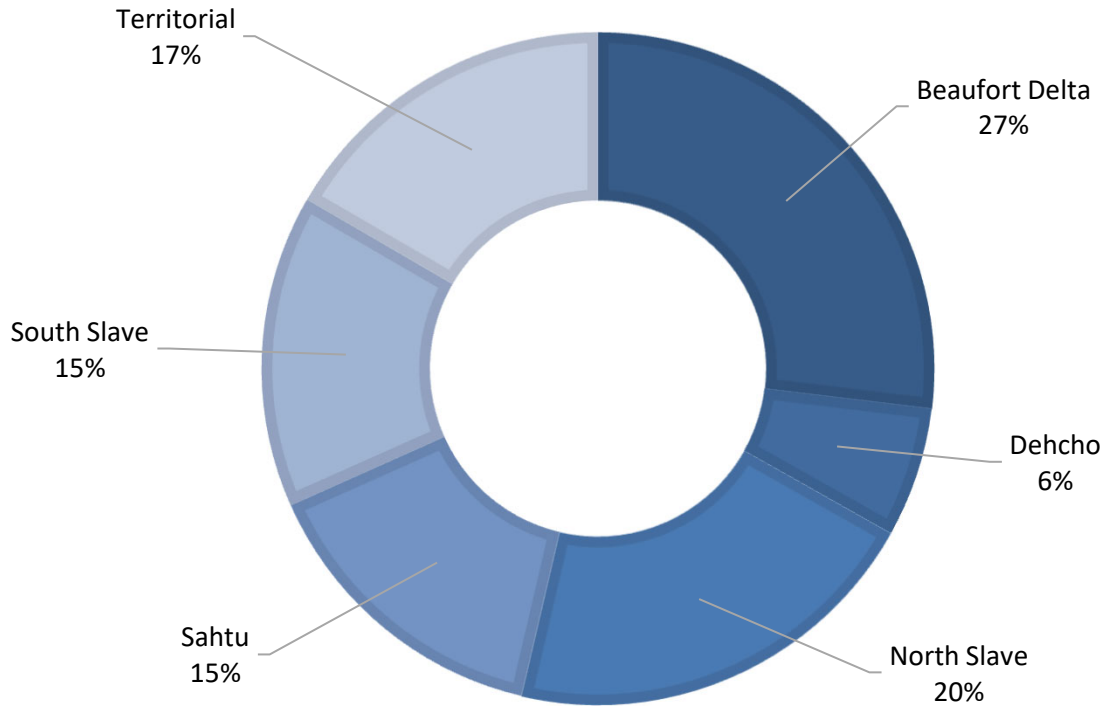
- Increase the number of affordable homes and reduce core housing needs:
 - o Public Housing New Construction; and
 - o Public Housing Retrofits.

- Enable seniors to age in place with dignity:
 - o Long Term Care Facilities planning, design and construction

Overarching priorities also addressed in the 2023-24 Capital Estimates include increasing employment in small communities, increasing economic diversification by supporting growth in non-extractive sectors and territorial resource exploration and development. The 2023-24 Capital Estimates also includes community public infrastructure funding of \$29 million to support community decision-making authority.

The 2023-24 Capital Estimates infrastructure investments benefit all regions and residents of the Northwest Territories. Infrastructure investments that benefit multiple or all regions of the territory are classified as 'Territorial' for the purposes of the regional summary.

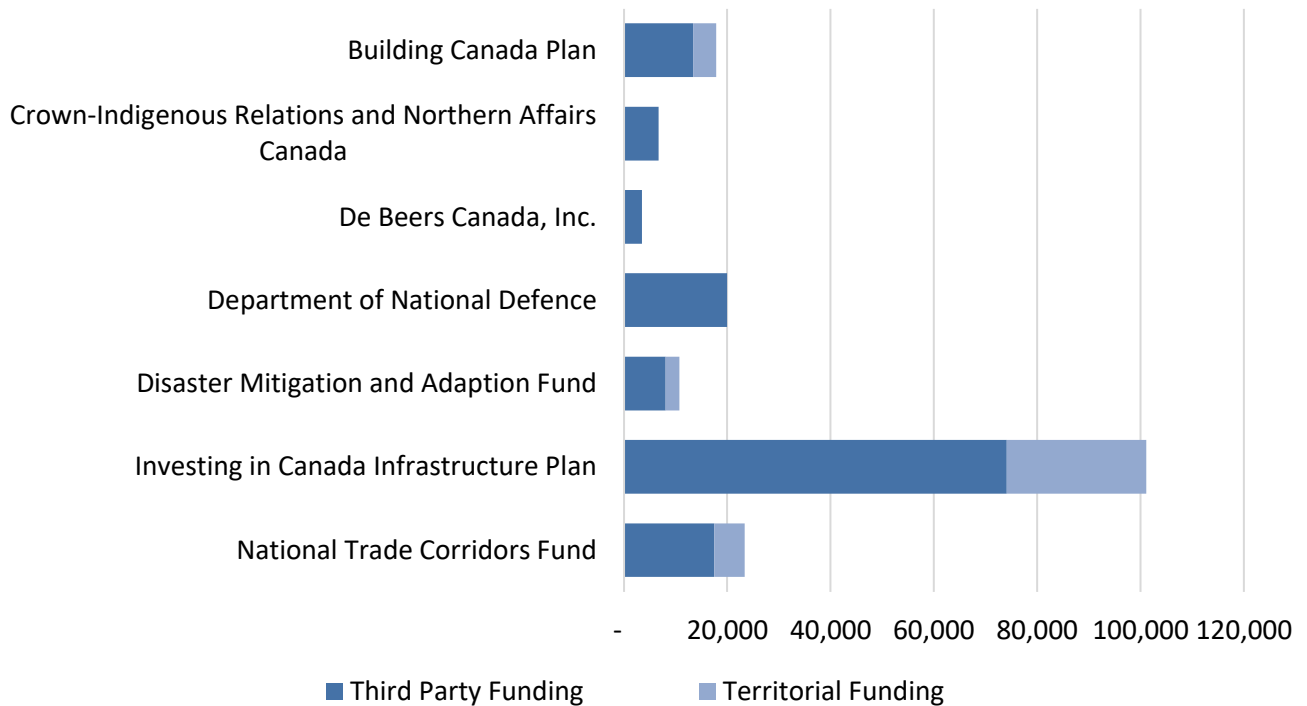
Investment by Region



Delivering on Our Commitments

The Government of the Northwest Territories is leveraging its infrastructure investment by securing increased capital funding from the Government of Canada for capital projects. The 2023-24 Capital Estimates include \$183 million of projects with secured funding.

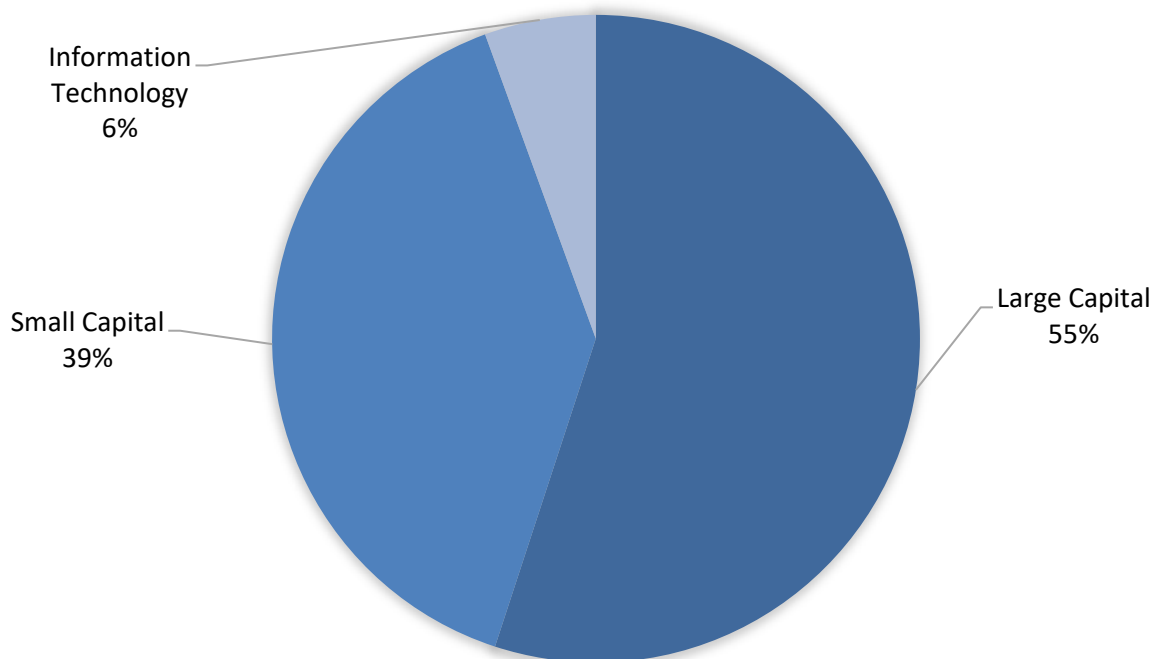
Projects with External Funding



The Government of the Northwest Territories is committed to improving transparency and decision-making of long-term strategic capital planning. The 2023-24 Capital Estimates address the priorities and fiscal responsibility of the Government with an achievable infrastructure investment.

The 2023-24 Capital Estimates address infrastructure projects of varying sizes and types. Capital projects can be summarized into three categories: large capital, small capital, and information technology projects. Large capital projects are tangible capital assets with a total project cost of \$600,000 or greater, whereas small capital projects are tangible capital assets with a total project cost greater than \$50,000 but less than \$600,000. Information technology projects include both small and large capital projects. A balance of projects by the three types are undertaken annually by the Government of the Northwest Territories.

Percentage of Projects by Type



The 2023-24 Capital Estimates by department are presented by activity, infrastructure investment type and allocation. Further information on the terms used in the 2023-24 Capital Estimates are included in Appendix A – Glossary.

The Government of the Northwest Territories follows a Corporate Capital Planning process summarized in Appendix B. This process culminates in the annual Infrastructure Acquisition Plan which assists the Government in identifying priority projects. The process considers both the current cost of development and the future liability for the maintenance and ultimate replacement of current infrastructure.

Introduction

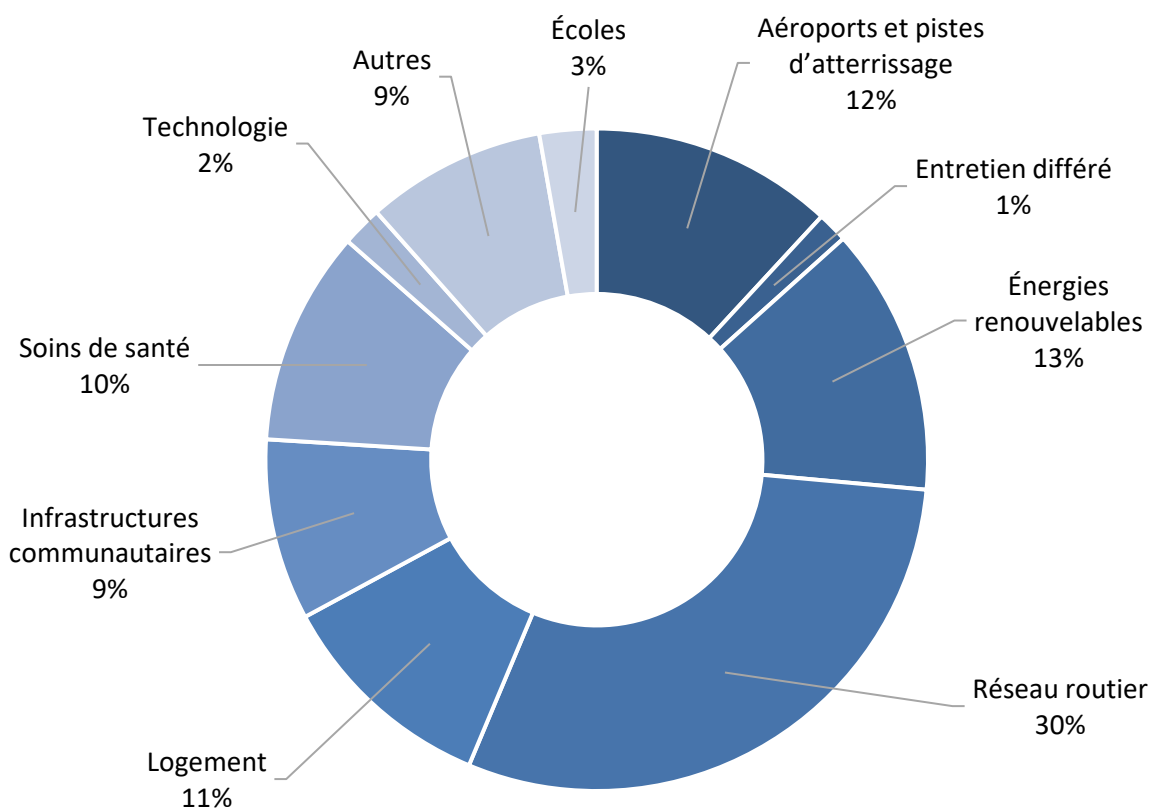
Aperçu

Le budget des dépenses en immobilisations 2023-2024 du gouvernement des Territoires du Nord Ouest présente les investissements prévus dans les infrastructures qui continuent de répondre aux priorités de la 19e Assemblée législative. Le gouvernement des Territoires du Nord-Ouest est déterminé à bâtir un avenir solide et durable pour le territoire, à accroître la création d'emplois et à diversifier notre économie, tout en construisant et en entretenant l'infrastructure publique dont ont besoin les collectivités, les familles et les entreprises.

Le budget des dépenses en immobilisations 2023-2024 prévoit des investissements éclairés et prudents dans les infrastructures, afin d'accroître la capacité du système de santé, d'améliorer l'infrastructure de base du système d'éducation, d'attirer les investissements du secteur privé et de soutenir le développement des compétences locales, l'emploi et la croissance économique à long terme.

Le budget de l'investissement dans les infrastructures, qui s'élève à 328 millions de dollars, permettra de financer les services gouvernementaux de base, notamment les services de santé, le logement et l'éducation, et mettra l'accent sur le maintien des actifs existants du territoire par le biais de projets d'entretien et de renouvellement des immobilisations.

Domaines principaux d'investissements



Investir dans nos collectivités

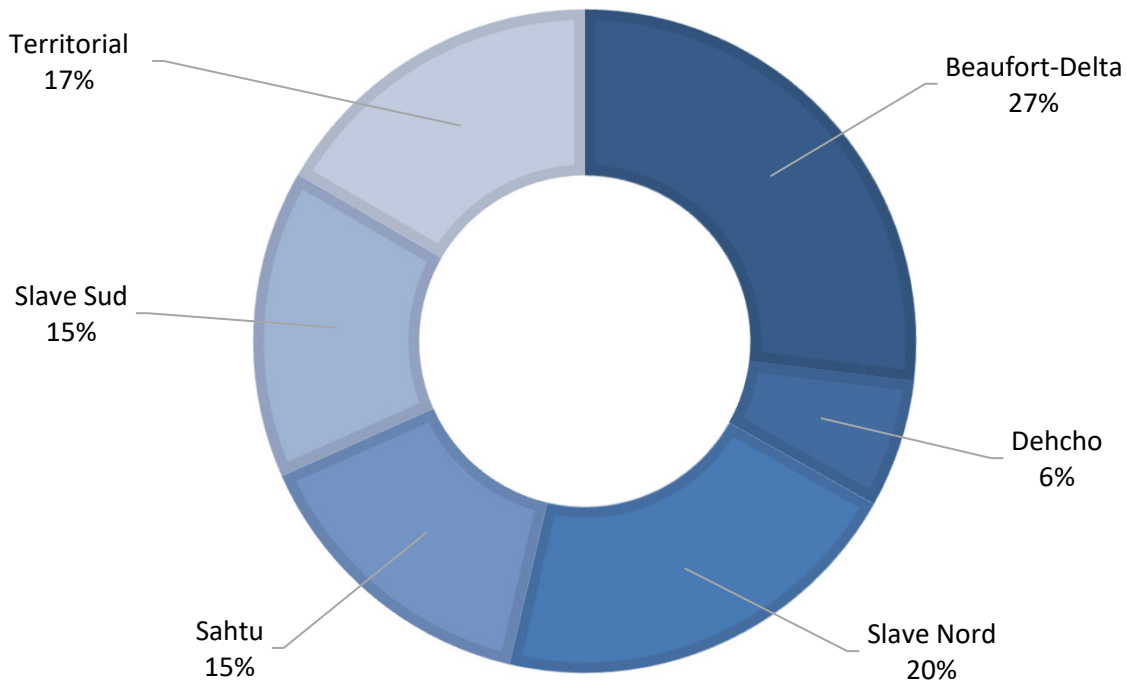
Le budget des dépenses en immobilisations 2023-2024 vise à soutenir directement les collectivités en y investissant 328 millions de dollars, conformément à l'engagement pris par la 19e Assemblée législative. Voici quelques-unes des priorités mentionnées dans le budget des dépenses en immobilisations :

- Réaliser des investissements stratégiques dans les infrastructures qui relient les collectivités, développent l'économie ou diminuent le coût de la vie:
 - o Extension de la liaison par fibre optique dans la vallée du Mackenzie d'Inuvik à Tuktoyaktuk;
 - o Aérogare et prolongement de la piste de l'aéroport d'Inuvik;
 - o Amélioration de la route entre Inuvik et Tuktoyaktuk;
 - o Évaluation et planification environnementales pour la route de la vallée du Mackenzie;
 - o Évaluation et planification environnementales pour la route toutes saisons du corridor d'accès à la province géologique des Esclaves; et
 - o Travaux de faisabilité à l'appui du projet d'agrandissement de la centrale de la rivière Taltson
- Diminuer le coût de l'électricité et favoriser l'utilisation de sources d'énergie de remplacement et renouvelable:
 - o Projets hydroélectriques communautaires;
 - o Centrales au diesel;
 - o Ligne de transport d'énergie à Fort Providence; et
 - o Ligne de transport d'énergie à Whati
- Accroître le nombre de logements abordables et diminuer les besoins impérieux en matière de logement:
 - o Construction de nouveaux logements publics; et
 - o Rénovation de logements publics
- Permettre aux personnes âgées de vieillir dans la dignité dans leur collectivité:
 - o Planification, conception et construction d'établissements de soins de longue durée

Les priorités globales également abordées dans le budget des dépenses en immobilisations 2023-2024 comprennent l'augmentation de la création d'emplois dans les petites collectivités, et le renforcement de la diversification économique en soutenant la croissance dans les secteurs non extractifs ainsi que l'exploration et le développement des ressources territoriales. Le budget des dépenses en immobilisations 2023-2024 prévoit également un financement de 29 millions de dollars pour les infrastructures publiques communautaires afin d'accroître le pouvoir décisionnel des collectivités.

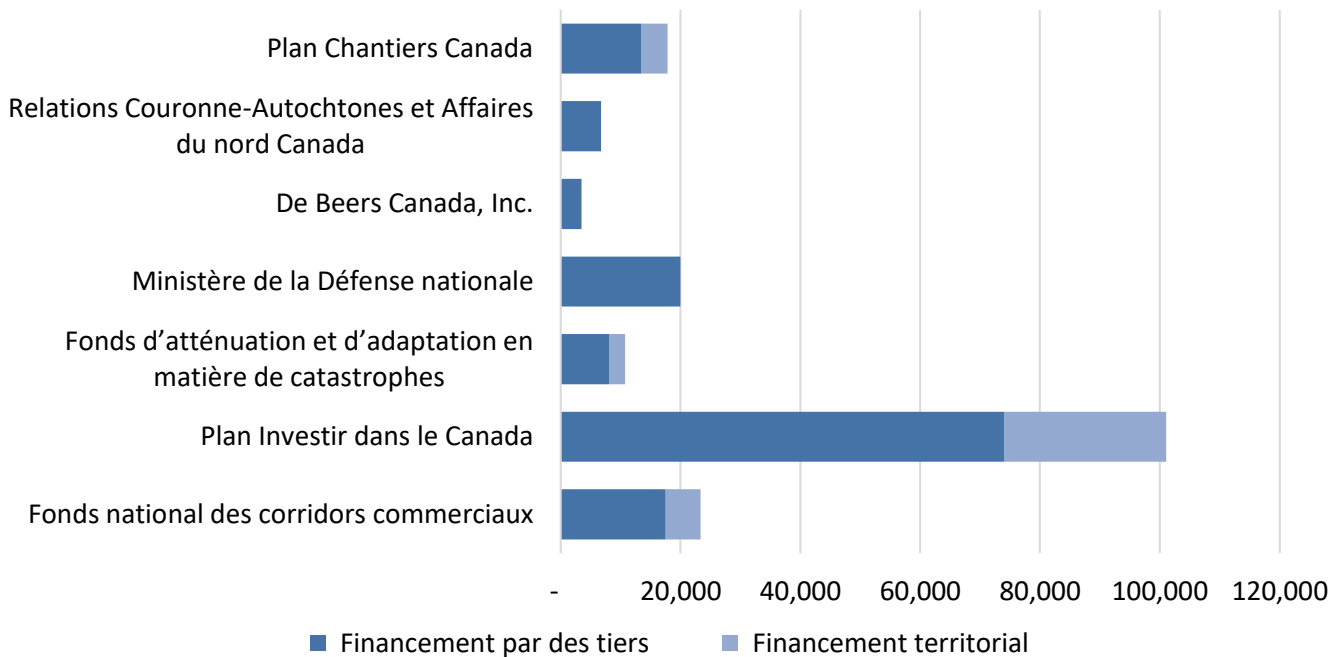
Les investissements dans les infrastructures du budget des dépenses en immobilisations 2023-2024 profitent à toutes les régions et à tous les résidents des Territoires du Nord-Ouest. Ces investissements qui profitent à plusieurs ou à toutes les régions du territoire sont classés comme « territoriaux » pour les besoins du résumé régional.

Investissements en infrastructures par région



Le gouvernement des Territoires du Nord-Ouest tire parti de l'investissement dans les infrastructures en obtenant plus de financement pour les immobilisations de la part du gouvernement fédéral du Canada pour les projets d'immobilisations. Le budget des dépenses en immobilisations 2023-2024 comprend un total de 183 millions de dollars en projets ayant obtenu du financement.

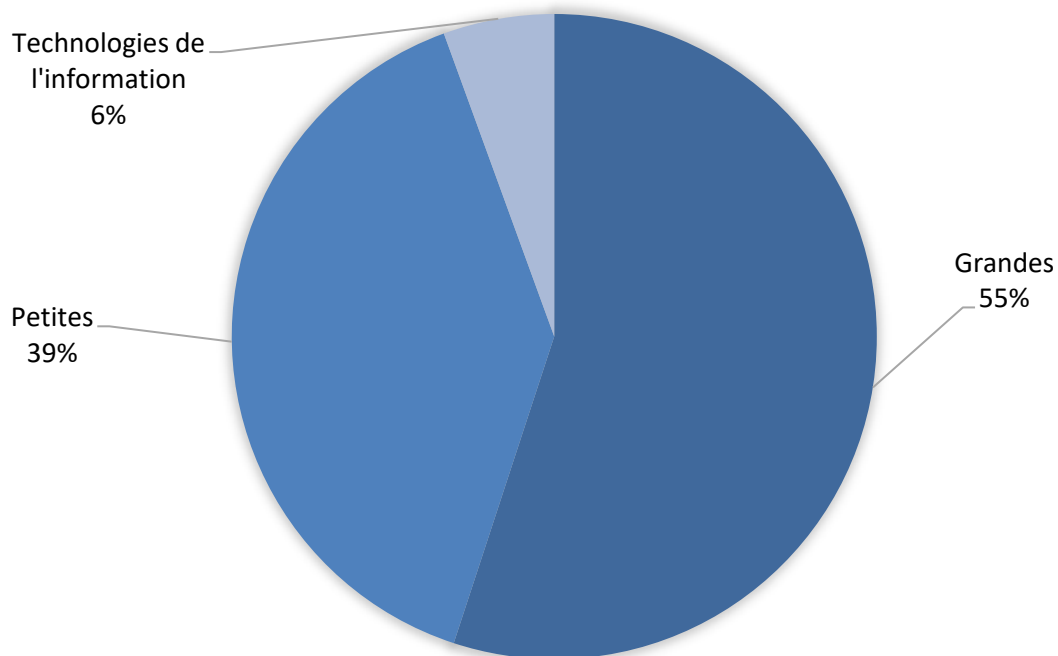
Projets avec financement externe



Le gouvernement des Territoires du Nord-Ouest s'est engagé à améliorer la transparence et le processus décisionnel de la planification stratégique des investissements à long terme. Le budget des dépenses en immobilisations 2023-2024 répond aux priorités et à la responsabilité financière du gouvernement avec un investissement réalisable dans les infrastructures.

Le budget des dépenses en immobilisations 2023-2024 couvre des projets d'infrastructures de tailles et de types différents. Ces projets peuvent être regroupés en trois catégories : les grandes immobilisations, les petites immobilisations et les projets de technologies de l'information. Les grands projets d'immobilisations sont des actifs corporels dont le coût total est de 600 000 \$ ou plus, tandis que les petits projets d'immobilisations sont des actifs corporels dont le coût total est supérieur à 50 000 \$, mais inférieur à 600 000 \$. Les projets de technologies de l'information comprennent à la fois les petits et les grands projets d'immobilisations. Le gouvernement des Territoires du Nord-Ouest entreprend chaque année un équilibre entre ces trois types de projets.

Nombre de projets par type d'immobilisations



Le budget des dépenses en immobilisations 2023-2024 par ministère est présenté par activité, par type d'investissement en infrastructures et par affectation. Pour plus de renseignements sur les modalités du budget des dépenses en immobilisations 2023-2024, voir l'annexe A – Glossaire.

Le gouvernement des Territoires du Nord-Ouest suit un processus de planification des immobilisations décrit à l'annexe B. Ce processus se termine par le plan annuel d'acquisition d'infrastructures, qui aide le gouvernement à identifier les projets prioritaires. Le processus tient compte à la fois du coût actuel du développement et de la responsabilité future pour l'entretien et le remplacement définitif des infrastructures actuelles.

Infrastructure Investment by Department

(thousands of dollars)

	2021-2022 Actuals	2022-2023 Capital Estimates	2022-2023 Revised Estimates	2023-2024 Capital Estimates
Tangible Capital Assets				
Legislative Assembly	617	400	575	200
Education, Culture and Employment	14,667	15,919	22,543	5,623
Environment and Natural Resources	1,545	2,110	5,242	2,072
Finance	1,635	79,849	84,238	16,118
Health and Social Services	38,428	47,058	35,904	35,904
Industry, Tourism and Investment	8,578	4,437	19,095	3,078
Infrastructure	66,356	250,121	276,818	156,814
Justice	636	1,480	2,733	1,480
Lands	8	225	535	225
Municipal and Community Affairs	-	150	150	160
	132,470	401,749	447,833	221,674
Infrastructure Contributions				
Education, Culture and Employment	12,363	9,453	14,346	3,500
Health and Social Services	-	2,555	2,555	-
Infrastructure	37,098	43,040	43,040	36,448
Municipal and Community Affairs	31,500	29,000	29,000	29,000
	80,961	84,048	88,941	68,948
Deferred Maintenance (non-capital)				
Infrastructure	336	1,800	2,352	1,800
	336	1,800	2,352	1,800
Public Private Partnerships				
Infrastructure	41,167	4,420	5,808	-
	41,167	4,420	5,808	-
Total Infrastructure Investment	254,934	492,017	544,934	292,422

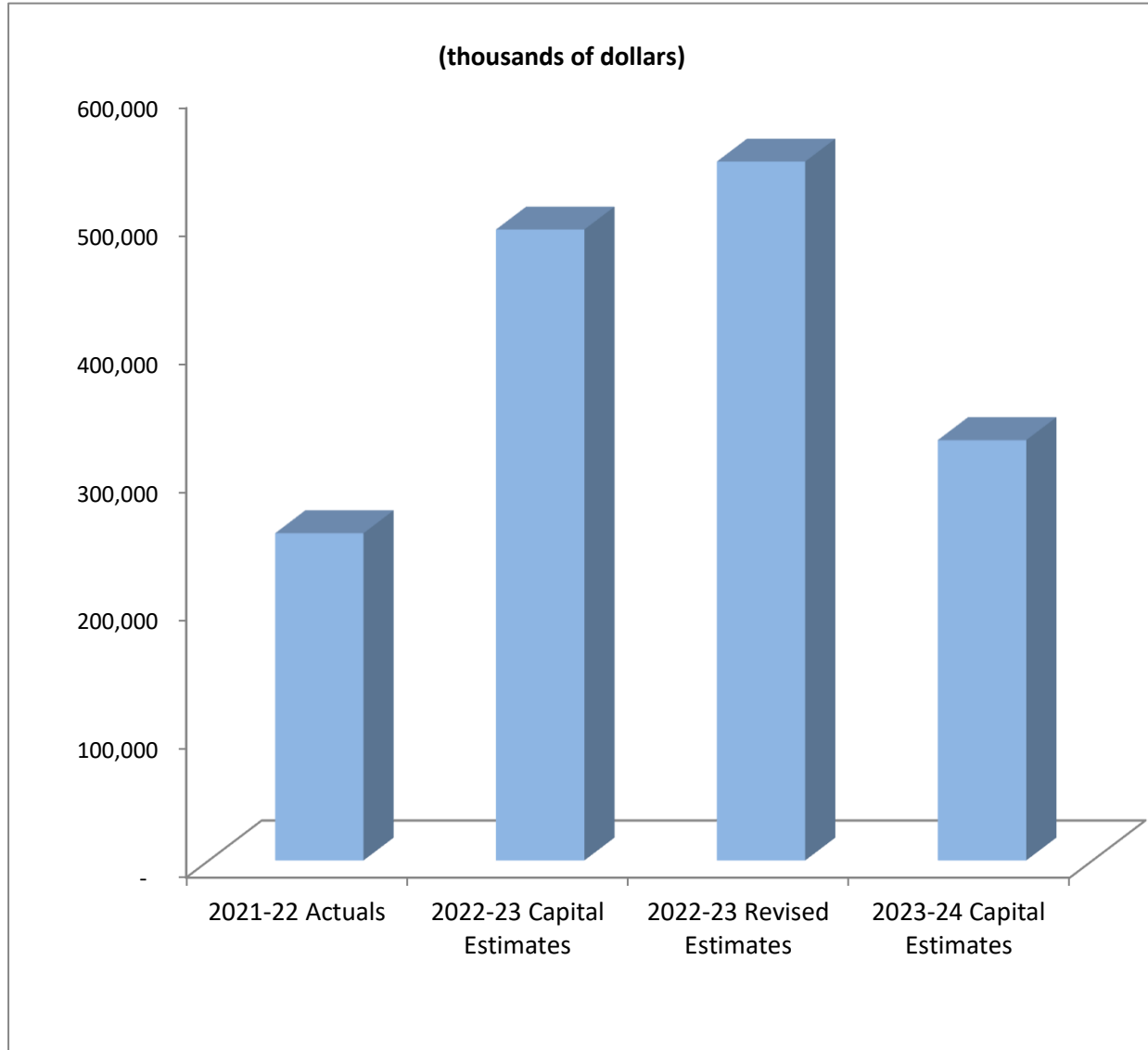
Total Planned Infrastructure Investment

(thousands of dollars)

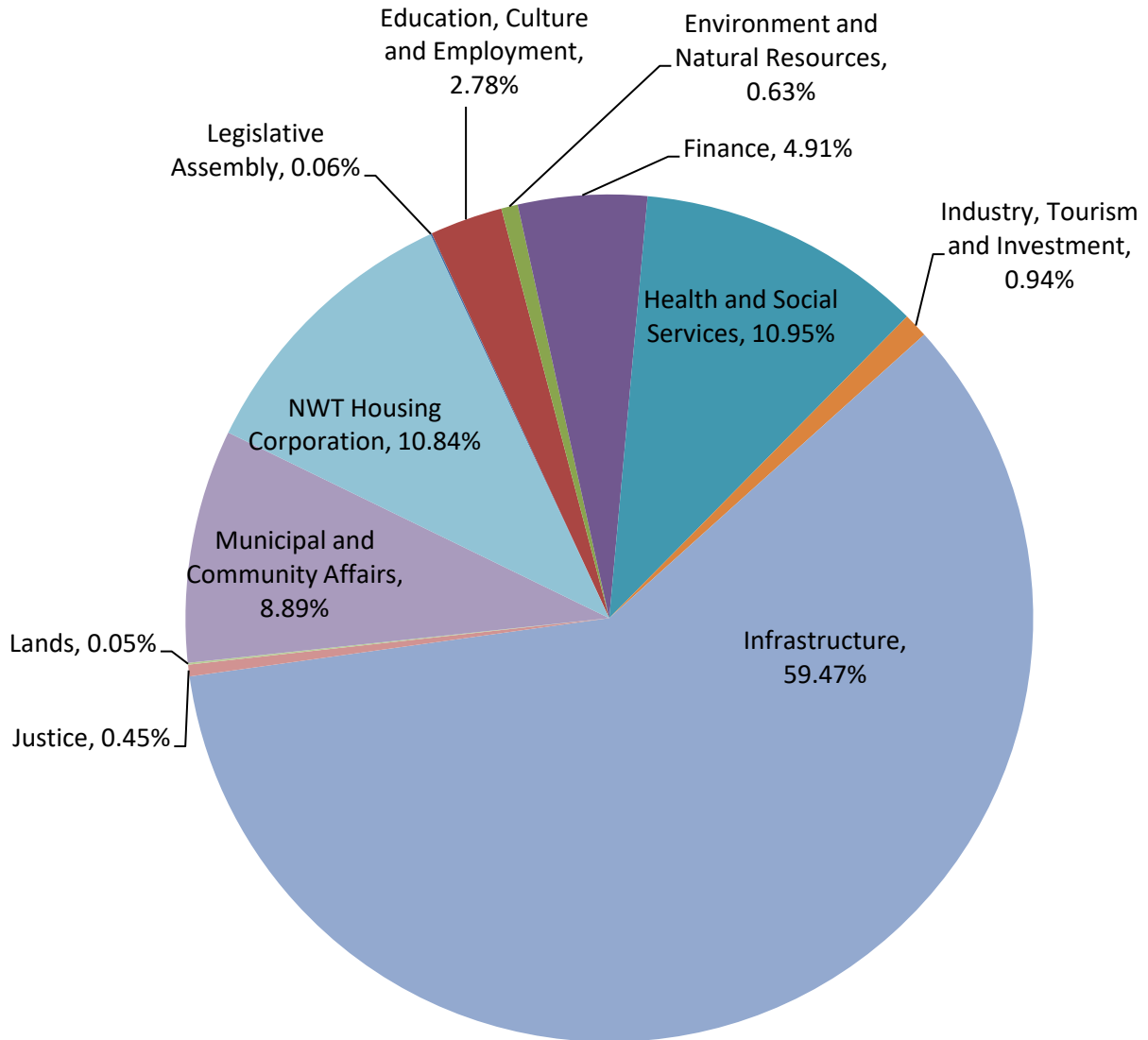
	Prior Years	2023-2024	2024-2025	2025-2026	Future Years	Total
Summary						
Legislative Assembly	-	200	-	-	-	200
Education, Culture and Employment	40,248	9,123	-	-	-	49,371
Environment and Natural Resources	797	2,072	120	19,620	-	22,609
Finance	9,085	16,118	2,077	948	-	28,228
Health and Social Services	25,557	35,904	26,371	25,500	17,000	130,332
Industry, Tourism and Investment	2,435	3,078	2,450	-	-	7,963
Infrastructure	363,043	195,062	285,619	169,334	78,706	1,091,764
Justice	-	1,480	-	-	-	1,480
Lands	85	225	-	-	-	310
Municipal and Community Affairs	-	29,160	-	-	-	29,160
NWT Housing Corporation	-	35,563	-	-	-	35,563
	441,250	327,985	316,637	215,402	95,706	1,396,980
Type						
Tangible Capital Assets	402,844	257,237	223,896	154,389	67,116	1,105,482
Infrastructure Contributions	38,406	68,948	92,741	61,013	28,590	289,698
Deferred Maintenance	-	1,800	-	-	-	1,800
Total Infrastructure Investment	441,250	327,985	316,637	215,402	95,706	1,396,980

This summary includes the 2023-2024 planned infrastructure expenditures of the NWT Housing Corporation. The financing of these expenditures includes funding from the Canada Mortgage and Housing Corporation and various other sources. Contribution funding is provided by the GNWT through the NWTHC's sponsoring department, the Department of Finance, in the annual Main Estimates. This item is for information purposes only.

Comparison of Departmental Capital Estimates and Expenditures



Percentage Distribution of Total Planned Infrastructure Investment



Legislative Assembly

The mandate of the Legislative Assembly of the Northwest Territories is to safeguard and promote the principles of consensus government and the institution of the Legislative Assembly in order to foster an empowered and representative government that is relevant and accountable to the people of the Northwest Territories.

	(thousands of dollars)			
	2021-2022 Actuals	2022-2023 Capital Estimates	2022-2023 Revised Estimates	2023-2024 Capital Estimates
Activity				
Office of the Clerk	617	400	575	200
	617	400	575	200
Infrastructure Investments				
Large Capital Projects	-	-	-	-
Small Capital Projects	617	400	575	200
Information Technology Projects	-	-	-	-
	617	400	575	200
Allocated to:				
Tangible Capital Assets	617	400	575	200
Infrastructure Contributions	-	-	-	-
Deferred Maintenance	-	-	-	-
Public Private Partnerships	-	-	-	-
	617	400	575	200

Legislative Assembly

Office of the Clerk

The Office of the Clerk is responsible for the procurement and management of all tangible capital assets for the Legislative Assembly and the precinct.

	(thousands of dollars)			
	2021-2022	2022-2023	2022-2023	2023-2024
	Actuals	Capital Estimates	Revised Estimates	Capital Estimates
Infrastructure Investments				
Large Capital Projects	-	-	-	-
Small Capital Projects	617	400	575	200
Information Technology Projects	-	-	-	-
	617	400	575	200
Allocated to:				
Tangible Capital Assets	617	400	575	200
Infrastructure Contributions	-	-	-	-
Deferred Maintenance	-	-	-	-
Public Private Partnerships	-	-	-	-
	617	400	575	200

Legislative Assembly

Office of the Clerk

Project Listing (Information Item)

Project Name	Location	Classification	Type	Estimated Completion
Building Accessibility Upgrade – Phase III National Building Code Upgrade	Yellowknife	Community	TCA	2023-24

Education, Culture and Employment

The mandate of the Department of Education, Culture and Employment is to provide the residents of the Northwest Territories with access to quality programs, services and supports to assist them in making informed and productive choices for themselves and their families with regard to education, training, careers, employment and labour, child development, languages, culture and heritage.

	(thousands of dollars)			
	2021-2022	2022-2023	2022-2023	2023-2024
	Actuals	Capital Estimates	Revised Estimates	Capital Estimates
Activity				
Culture, Heritage and Languages	5	-	75	-
Junior Kindergarten to Grade 12 School Services	27,025	22,842	34,284	5,623
Labour Development and Advanced Education	-	2,530	2,530	3,500
	27,030	25,372	36,889	9,123
Infrastructure Investments				
Large Capital Projects	26,429	24,222	34,919	8,033
Small Capital Projects	601	1,150	1,970	1,090
Information Technology Projects	-	-	-	-
	27,030	25,372	36,889	9,123
Allocated to:				
Tangible Capital Assets	14,667	15,919	22,543	5,623
Infrastructure Contributions	12,363	9,453	14,346	3,500
Deferred Maintenance	-	-	-	-
Public Private Partnerships	-	-	-	-
	27,030	25,372	36,889	9,123

Education, Culture and Employment

Culture, Heritage and Languages

The Culture, Heritage and Languages activity is responsible for the planning, development, maintenance and continuous improvement of culture, heritage, and official languages programs in the Northwest Territories. Infrastructure needs identified within this activity include information technology projects and capital associated with the Culture and Heritage division, including the Prince of Wales Northern Heritage Centre. Culture, Heritage and Languages consists of the following divisions: Culture and Heritage, Francophone Affairs Secretariat, and Indigenous Languages and Education Secretariat.

	(thousands of dollars)			
	2021-2022	2022-2023	2022-2023	2023-2024
	Actuals	Capital Estimates	Revised Estimates	Capital Estimates
Infrastructure Investments				
Large Capital Projects	-	-	-	-
Small Capital Projects	5	-	75	-
Information Technology Projects	-	-	-	-
	<u>5</u>	<u>-</u>	<u>75</u>	<u>-</u>
Allocated to:				
Tangible Capital Assets	5	-	75	-
Infrastructure Contributions	-	-	-	-
Deferred Maintenance	-	-	-	-
Public Private Partnerships	-	-	-	-
	<u>5</u>	<u>-</u>	<u>75</u>	<u>-</u>

Education, Culture and Employment

Junior Kindergarten to Grade 12 School Services

The Junior Kindergarten to Grade 12 School Services (JK-12 School Services) activity is responsible for the planning, development, maintenance and continuous improvement of the junior kindergarten through grade 12 school system in the Northwest Territories. Infrastructure needs identified within this activity include elementary schools, secondary schools, and other assets associated with providing school services. JK-12 School Services includes the following divisions: Curriculum Development and Student Assessment; Education Operations and Educator Development; and, Student Support and Wellness.

	(thousands of dollars)			
	2021-2022	2022-2023	2022-2023	2023-2024
	Actuals	Capital Estimates	Revised Estimates	Capital Estimates
Infrastructure Investments				
Large Capital Projects	26,429	21,692	32,389	4,533
Small Capital Projects	596	1,150	1,895	1,090
Information Technology Projects	-	-	-	-
	27,025	22,842	34,284	5,623
Allocated to:				
Tangible Capital Assets	14,662	15,919	22,468	5,623
Infrastructure Contributions	12,363	6,923	11,816	-
Deferred Maintenance	-	-	-	-
Public Private Partnerships	-	-	-	-
	27,025	22,842	34,284	5,623

Education, Culture and Employment

Junior Kindergarten to Grade 12 School Services

Project Listing (Information Item)

Project Name	Location	Classification	Type	Estimated Completion
Chief Jimmy Bruneau School (Behchokò) - Planning Planning for Chief Jimmy Bruneau School	Behchokò	Community	TCA	2023-24
Colville Lake School - Planning Planning for Colville Lake School	Colville Lake	Community	TCA	2023-24
Colville Lake School Three Portables Acquisition of Three Portables for Colville Lake School	Colville Lake	Community	TCA	2023-24
Chief Julius School Playground Fencing Playground Fencing for Chief Julius School	Fort McPherson	Community	TCA	2023-24
Chief Sunrise School Main Door Safety Main Door Safety Improvements for Chief Sunrise School	Katl'odeeche	Community	TCA	2023-24
Chief Paul Niditchie School Parking Drop Off & Pull-In Parking Drop Off and Pull-In for Chief Paul Niditchie School	Tsiigehtchic	Community	TCA	2023-24
Mangilaluk (Tuktoyaktuk) School Major Project Full renovation with addition of 720m ² of space to support high school programs	Tuktoyaktuk	Community	TCA	2023-24
Chief Julian Yendo School Fencing for School Yard and Playground School Yard and Playground Fencing for Chief Julian Yendo School	Wrigley	Community	TCA	2023-24

Education, Culture and Employment

Labour Development and Advanced Education

Labour Development and Advanced Education provides a range of programs and services related to career development, apprenticeship, employment preparation, labour services, and postsecondary education. Infrastructure needs identified within this activity include the campuses for Aurora College, including student housing and academic infrastructure, and Community Learning Centres. Labour Development and Advanced Education consists of the following divisions: Adult and Advanced Education, Apprenticeship and Occupational Certification, Employment Standards, Labour Market Programs, Management and Program Support, and Student Transition Support.

	(thousands of dollars)			
	2021-2022	2022-2023	2022-2023	2023-2024
	Actuals	Capital Estimates	Revised Estimates	Capital Estimates
Infrastructure Investments				
Large Capital Projects	-	2,530	2,530	3,500
Small Capital Projects	-	-	-	-
Information Technology Projects	-	-	-	-
	-	2,530	2,530	3,500
Allocated to:				
Tangible Capital Assets	-	-	-	-
Infrastructure Contributions	-	2,530	2,530	3,500
Deferred Maintenance	-	-	-	-
Public Private Partnerships	-	-	-	-
	-	2,530	2,530	3,500

Education, Culture and Employment

Labour Development and Advanced Education

Project Listing (Information Item)

Project Name	Location	Classification	Type	Estimated Completion
Western Arctic Research Centre Warehouse Aurora College - Western Arctic Research Centre Warehouse Replacement	Inuvik	Regional	IC	2023-24

Environment and Natural Resources

Environment and Natural Resources' mandate is to promote and support the sustainable use and development of natural resources and to protect, conserve and enhance the Northwest Territories environment for the social and economic benefit of all Northwest Territories residents.

	(thousands of dollars)			
	2021-2022 Actuals	2022-2023 Capital Estimates	2022-2023 Revised Estimates	2023-2024 Capital Estimates
Activity				
Corporate Management	2	-	581	-
Environmental Protection and Waste Management	2	160	741	80
Environmental Stewardship and Climate Change	89	140	140	-
Forest Management	740	1,515	2,282	1,592
Wildlife	712	295	1,498	400
	1,545	2,110	5,242	2,072
Infrastructure Investments				
Large Capital Projects	-	-	-	-
Small Capital Projects	1,545	2,110	5,242	2,072
Information Technology Projects	-	-	-	-
	1,545	2,110	5,242	2,072
Allocated to:				
Tangible Capital Assets	1,545	2,110	5,242	2,072
Infrastructure Contributions	-	-	-	-
Deferred Maintenance	-	-	-	-
Public Private Partnerships	-	-	-	-
	1,545	2,110	5,242	2,072

Environment and Natural Resources

Corporate Management

The Corporate Management activity provides overall management, strategic planning, communication, and leadership to the department's divisions and regions. Divisions and units within this activity enable the department to respond effectively to the environmental and resource management priorities of Northwest Territories residents.

	(thousands of dollars)			
	2021-2022	2022-2023	2022-2023	2023-2024
	Actuals	Capital Estimates	Revised Estimates	Capital Estimates
Infrastructure Investments				
Large Capital Projects	-	-	-	-
Small Capital Projects	2	-	581	-
Information Technology Projects	-	-	-	-
	2	-	581	-
Allocated to:				
Tangible Capital Assets	2	-	581	-
Infrastructure Contributions	-	-	-	-
Deferred Maintenance	-	-	-	-
Public Private Partnerships	-	-	-	-
	2	-	581	-

Environment and Natural Resources

Environmental Protection and Waste Management

The Environmental Protection and Waste Management activity works to prevent and reduce the impact of human activities on the natural environment for the benefit of current and future generations.

The Environmental Protection division provides information and technical advice through environmental assessments, Land and Water Board processes, develops, implements, and delivers programs with respect to hazardous substances (spills, contaminated sites and pesticides), as well as solid and hazardous waste management.

	(thousands of dollars)			
	2021-2022	2022-2023	2022-2023	2023-2024
	Actuals	Capital Estimates	Revised Estimates	Capital Estimates
Infrastructure Investments				
Large Capital Projects	-	-	-	-
Small Capital Projects	2	160	741	80
Information Technology Projects	-	-	-	-
	2	160	741	80
Allocated to:				
Tangible Capital Assets	2	160	741	80
Infrastructure Contributions	-	-	-	-
Deferred Maintenance	-	-	-	-
Public Private Partnerships	-	-	-	-
	2	160	741	80

Environment and Natural Resources

Environmental Protection and Waste Management

Project Listing (Information Item)

Project Name	Location	Classification	Type	Estimated Completion
Taiga Lab Equipment Auto Titration Analyzer Replace an existing titration analyzer	Yellowknife	Territorial	TCA	2023-24

Environment and Natural Resources

Environmental Stewardship and Climate Change

The Environmental Stewardship and Climate Change activity works to ensure that the Northwest Territories environment figures prominently in conservation planning and proposed developments. The activity also leads the monitoring of cumulative impacts related to development.

	(thousands of dollars)			
	2021-2022	2022-2023	2022-2023	2023-2024
	Actuals	Capital Estimates	Revised Estimates	Capital Estimates
Infrastructure Investments				
Large Capital Projects	-	-	-	-
Small Capital Projects	89	140	140	-
Information Technology Projects	-	-	-	-
	89	140	140	-
Allocated to:				
Tangible Capital Assets	89	140	140	-
Infrastructure Contributions	-	-	-	-
Deferred Maintenance	-	-	-	-
Public Private Partnerships	-	-	-	-
	89	140	140	-

Environment and Natural Resources

Forest Management

The Forest Management activity provides for the stewardship of Northwest Territories forests through sustainable management of forest resources and forest fire management. In the course of delivering its mandate, Forest Management establishes, operates and ensures the maintenance of its infrastructure at strategic locations across the Northwest Territories. Infrastructure includes environmental monitoring assets such as radio communications networks, lightning location networks and remote automatic weather monitoring networks, buildings and other facilities, including, but not limited to, air tanker bases at strategic airfield locations, fixed detection facilities, wildland fire response bases, specialized equipment assets such as wildland fire mobile command units, and the air tanker fleet.

	(thousands of dollars)			
	2021-2022	2022-2023	2022-2023	2023-2024
	Actuals	Capital Estimates	Revised Estimates	Capital Estimates
Infrastructure Investments				
Large Capital Projects	-	-	-	-
Small Capital Projects	740	1,515	2,282	1,592
Information Technology Projects	-	-	-	-
	740	1,515	2,282	1,592
Allocated to:				
Tangible Capital Assets	740	1,515	2,282	1,592
Infrastructure Contributions	-	-	-	-
Deferred Maintenance	-	-	-	-
Public Private Partnerships	-	-	-	-
	740	1,515	2,282	1,592

Environment and Natural Resources

Forest Management

Project Listing (Information Item)

Project Name	Location	Classification	Type	Estimated Completion
District Office Communications Tower 80ft Advanced Communication Tower to Replace the Existing Tower	Fort Providence	Community	TCA	2023-24
Air Tanker Base Standby Facility Supply and Construction of an 80m ² facility	Fort Simpson	Territorial	TCA	2023-24
Air Tanker Base Dispatch Facility Supply and Construction of an 80m ² facility	Fort Simpson	Territorial	TCA	2023-24
Forest Management Division Truck ½ Ton 4x4 Crew Cab Truck	Fort Smith	Territorial	TCA	2023-24
Radio Communications Consoles Replace Radio Communication Consoles	Fort Smith	Territorial	TCA	2023-24
Telecommunications Truck 4-wheel Drive Vehicle Capable of Hauling and Storing Equipment	Fort Smith	Territorial	TCA	2023-24
Weather Network Upgrades Weather Network Upgrades	Fort Smith	Territorial	TCA	2025-26
Fuel Storage Facility Construction of a Hazardous Materials Storage Building	Norman Wells	Regional	TCA	2023-24
Incident Response Standby Facility Supply and Construction of an 80m ² facility	Sambaa K'e	Regional	TCA	2023-24

Environment and Natural Resources

Wildlife and Fish

The Wildlife and Fish activity is responsible for the stewardship of wildlife resources. Wildlife initiatives assess and monitor wildlife populations, habitat, species at risk, wildlife health, and biodiversity. Wildlife also coordinates initiatives to address impacts on wildlife from human activity. Functions include developing legislation, strategies, management plans and programs to support the conservation and management of wildlife resources, participating in environmental assessment and review processes, preparing public information materials on wildlife conservation and management, biodiversity and reducing wildlife/human conflicts, undertaking compliance activities and administering the sport fishery. Wildlife decisions are made using the best available scientific, traditional and community knowledge.

	(thousands of dollars)			
	2021-2022	2022-2023	2022-2023	2023-2024
	Actuals	Capital Estimates	Revised Estimates	Capital Estimates
Infrastructure Investments				
Large Capital Projects	-	-	-	-
Small Capital Projects	712	295	1,498	400
Information Technology Projects	-	-	-	-
	712	295	1,498	400
Allocated to:				
Tangible Capital Assets	712	295	1,498	400
Infrastructure Contributions	-	-	-	-
Deferred Maintenance	-	-	-	-
Public Private Partnerships	-	-	-	-
	712	295	1,498	400

Environment and Natural Resources

Wildlife and Fish

Project Listing (Information Item)

Project Name	Location	Classification	Type	Estimated Completion
Frank Channel Compound Fence Construct a Perimeter Fence with Rolling Secure Gate	Behchokò	Community	TCA	2023-24
Gordon Lake Patrol Facility 50m ² Patrol Facility for Gordon Lake	Yellowknife	Regional	TCA	2023-24

Finance

The mandate of the Department of Finance is to obtain, manage and control the financial, human, information and technology resources required to support the priorities identified by the Legislatively Assembly through implementation of Government of the Northwest Territories' policies and programs and ensuring effective, efficient and economical management of financial, human, information and technology resources.

	(thousands of dollars)			
	2021-2022	2022-2023	2022-2023	2023-2024
	Actuals	Capital Estimates	Revised Estimates	Capital Estimates
Activity				
Management Board Secretariat	-	6,000	6,000	12,738
Office of the Chief Information Officer	1,635	2,199	6,588	3,380
Office of the Comptroller General	-	71,650	71,650	-
	1,635	79,849	84,238	16,118
Infrastructure Investments				
Large Capital Projects	-	76,255	76,255	12,738
Small Capital Projects	-	200	200	-
Information Technology Projects	1,635	3,394	7,783	3,380
	1,635	79,849	84,238	16,118
Allocated to:				
Tangible Capital Assets	1,635	79,849	84,238	16,118
Infrastructure Contributions	-	-	-	-
Deferred Maintenance	-	-	-	-
Public Private Partnerships	-	-	-	-
	1,635	79,849	84,238	16,118

Finance

Office of the Chief Information Officer

The Office of the Chief Information Officer provides overall leadership to the GNWT's Information Management & Technology sector across the government and provides strategic advice on the application of technology and information to the Minister and Deputy Ministers in all GNWT departments. The activity is also responsible for the GNWT's coordinated Information and Cyber Security program, implementation and ongoing maintenance of line of business applications and solutions, as well as the GNWT's enterprise geospatial data and information services.

The Office of the Chief Information Officer works collaboratively with other technology delivery teams, like the Technology Service Centre, to ensure that the GNWT's information and technology sector is aligned to meet the evolving needs of the Government and that quality service is provided to all clients.

	(thousands of dollars)			
	2021-2022	2022-2023	2022-2023	2023-2024
	Actuals	Capital Estimates	Revised Estimates	Capital Estimates
Infrastructure Investments				
Large Capital Projects	-	-	-	-
Small Capital Projects	-	200	200	-
Information Technology Projects	1,635	1,999	6,388	3,380
	1,635	2,199	6,588	3,380
Allocated to:				
Tangible Capital Assets	1,635	2,199	6,588	3,380
Infrastructure Contributions	-	-	-	-
Deferred Maintenance	-	-	-	-
Public Private Partnerships	-	-	-	-
	1,635	2,199	6,588	3,380

Finance

Office of the Chief Information Officer

Project Listing (Information Item)

Project Name	Location	Classification	Type	Estimated Completion
DRIVES Silverlight Obsolescence Replace the presentation layer of the DRIVES information system	Yellowknife	Territorial	TCA	2024-25
NWT Courts Modernization Program to replace the system that manages Courts operations and modernize and digitize many aspects of Courts operations	Yellowknife	Territorial	TCA	2025-26
NWT Parks Reservation System Replacement Replacement of the web application that handles NWT Parks reservations	Yellowknife	Territorial	TCA	2023-24
Real-Time Location Services Emergency alert system for North Slave Correctional Centre	Yellowknife	Territorial	TCA	2023-24
Road Maintenance Management System Upgrade system currently used to track road maintenance	Yellowknife	Territorial	TCA	2023-24
Student Records Module Replacement Replacement or update to student records module of CMAS	Yellowknife	Territorial	TCA	2025-26
Taiga Lab Information System Replacement of laboratory system used in Taiga Labs	Yellowknife	Territorial	TCA	2023-24
Transportation Information Reporting System Replacement and modernization of the Road Conditions Reporting System and related components	Yellowknife	Territorial	TCA	2024-25

Finance

Management Board Secretariat

The Management Board Secretariat supports the operations of the Financial Management Board, and is also responsible for the GNWT Public Private Partnership Policy and its accompanying Management Framework.

	(thousands of dollars)			
	2021-2022	2022-2023	2022-2023	2023-2024
	Actuals	Capital Estimates	Revised Estimates	Capital Estimates
Infrastructure Investments				
Large Capital Projects	-	6,000	6,000	12,738
Small Capital Projects	-	-	-	-
Information Technology Projects	-	-	-	-
	-	6,000	6,000	12,738
Allocated to:				
Tangible Capital Assets	-	6,000	6,000	12,738
Infrastructure Contributions	-	-	-	-
Deferred Maintenance	-	-	-	-
Public Private Partnerships	-	-	-	-
	-	6,000	6,000	12,738

Finance

Management Board Secretariat

Project Listing (Information Item)

Project Name	Location	Classification	Type	Estimated Completion
Broadband Fibre Expansion Link (ICIP) Mackenzie Valley Fibre Link extension along the Inuvik to Tuktoyaktuk Highway	Regional	Regional	TCA	2023-24

Finance

Office of the Comptroller General

The Office of the Comptroller General (OCG) is responsible for control of the administration of the Consolidated Revenue Fund with respect to the receipt and payment of public money, accounting policies, the financial records of the GNWT, reporting responsibilities, financial analysis, advice and interpretation, internal auditing and related matters.

The OCG is responsible for the development of corporate accounting procedures and policies, administration and integrity of the government's financial information systems, accounts receivable and accounts payable functions, external financing reporting, and providing collections and credit granting functions. The OCG implements, maintains, and supports existing and new functionality within the GNWT's Enterprise Resource Planning solution which includes financial and human resource information systems and associated reporting and tools.

	(thousands of dollars)			
	2021-2022	2022-2023	2022-2023	2023-2024
	Actuals	Capital Estimates	Revised Estimates	Capital Estimates
Infrastructure Investments				
Large Capital Projects	-	70,255	70,255	-
Small Capital Projects	-	-	-	-
Information Technology Projects	-	1,395	1,395	-
	-	71,650	71,650	-
Allocated to:				
Tangible Capital Assets	-	71,650	71,650	-
Infrastructure Contributions	-	-	-	-
Deferred Maintenance	-	-	-	-
Public Private Partnerships	-	-	-	-
	-	71,650	71,650	-

Health and Social Services

The mandate of Health and Social Services is to promote, protect and provide for the health and well-being of the residents of the Northwest Territories.

Activity	(thousands of dollars)			
	2021-2022 Actuals	2022-2023 Capital Estimates	2022-2023 Revised Estimates	2023-2024 Capital Estimates
Administrative and Support Services	186	1,196	11,827	500
Health and Social Programs	9,583	9,879	15,821	28,415
Long Term and Continuing Care Services	28,659	38,538	41,449	6,989
	38,428	49,613	69,097	35,904
Infrastructure Investments				
Large Capital Projects	32,229	43,743	46,654	33,175
Small Capital Projects	6,013	4,674	10,616	2,229
Information Technology Projects	186	1,196	11,827	500
	38,428	49,613	69,097	35,904
Allocated to:				
Tangible Capital Assets	38,428	47,058	66,542	35,904
Infrastructure Contributions	-	2,555	2,555	-
Deferred Maintenance	-	-	-	-
Public Private Partnerships	-	-	-	-
	38,428	49,613	69,097	35,904

Health and Social Services

Administrative and Support Services

Enterprise-wide technology enables improved delivery of quality health and social services care by linking providers with patients or clients and with each other remotely throughout the Northwest Territories.

	(thousands of dollars)			
	2021-2022	2022-2023	2022-2023	2023-2024
	Actuals	Capital Estimates	Revised Estimates	Capital Estimates
Infrastructure Investments				
Large Capital Projects	-	-	-	-
Small Capital Projects	-	-	-	-
Information Technology Projects	186	1,196	11,827	500
	<u>186</u>	<u>1,196</u>	<u>11,827</u>	<u>500</u>
Allocated to:				
Tangible Capital Assets	186	1,196	11,827	500
Infrastructure Contributions	-	-	-	-
Deferred Maintenance	-	-	-	-
Public Private Partnerships	-	-	-	-
	<u>186</u>	<u>1,196</u>	<u>11,827</u>	<u>500</u>

Health and Social Services

Administrative and Support Services

Project Listing (Information Item)

Project Name	Location	Classification	Type	Estimated Completion
Client Health Record Charting Tool Replacement, modernization, and enablement of shared charting needs system	Yellowknife	Territorial	TCA	2025-26

Health and Social Services

Health and Social Programs

Health and Social Services infrastructure has been constructed across the north to support the delivery of primary, secondary and emergency care to the residents of the Northwest Territories.

Primary care services for individuals, families and communities within the health system are provided in facilities such as health centres, community clinics and public health clinics.

Residential care programs for adults and children provide supportive living arrangements in a residential/group home setting for an extended period of time to meet physical, emotional, spiritual, and psychosocial needs. Programs are delivered in long term care facilities and group homes.

	(thousands of dollars)			
	2021-2022	2022-2023	2022-2023	2023-2024
	Actuals	Capital Estimates	Revised Estimates	Capital Estimates
Infrastructure Investments				
Large Capital Projects	3,570	5,300	5,300	26,241
Small Capital Projects	6,013	4,579	10,521	2,174
Information Technology Projects	-	-	-	-
	9,583	9,879	15,821	28,415
Allocated to:				
Tangible Capital Assets	9,583	9,879	15,821	28,415
Infrastructure Contributions	-	-	-	-
Deferred Maintenance	-	-	-	-
Public Private Partnerships	-	-	-	-
	9,583	9,879	15,821	28,415

Health and Social Services

Health and Social Programs

Project Listing (Information Item)

Project Name	Location	Classification	Type	Estimated Completion
Ambulance Ambulance	Behchokò	Community	TCA	2024-25
Child and Family Services Van Van	Behchokò	Community	TCA	2023-24
Body Holding Room Body Holding Room	Fort Good Hope	Community	TCA	2023-24
Health Center Van Large Multi-function van that can accommodate a stretcher	Fort Good Hope	Community	TCA	2023-24
Health and Social Services Center - Planning Planning for Health and Social Services Centre, prototype 1,600 BGSM	Fort Simpson	Community	TCA	2024-25
Health Center Van Large Multi-function van that can accommodate a stretcher	Fort Simpson	Community	TCA	2023-24
Child and Family Services Leased Space Child and Family Services program lease space	Fort Smith	Community	TCA	2023-24
Social Services SUV Large Sport Utility Vehicle	Hay River	Community	TCA	2023-24
Supportive Living Van Multi-function Van with wheelchair lift	Hay River	Community	TCA	2023-24
Tractor Tractor with multi-function attachments for the Hay River Health and Social Services Authority	Hay River	Community	TCA	2023-24
Regional Office Support Vehicle Large Sport Utility Vehicle	Inuvik	Regional	TCA	2023-24
Large Van with Accessibility Adaptations Large Van with accessibility adaptations	Inuvik	Regional	TCA	2023-24
Health Center SUV Large Sport Utility Vehicle	Norman Wells	Community	TCA	2023-24
Health Center SUV Multi-function Sport Utility Vehicle	Norman Wells	Community	TCA	2023-24

Health and Social Services

Health and Social Programs

Project Listing

(Information Item)

Project Name	Location	Classification	Type	Estimated Completion
Biomedical Equipment Evergreening Medical equipment replacement, territory-wide	Territorial	Territorial	TCA	2023-24
Health and Social Services Centre Level B Health and Social Services Centre, prototype 1,300 BGSM	Tulita	Regional	TCA	2024-25
Body Holding Room Body Holding Room	Ulukhaktok	Community	TCA	2023-24
Health Center Van Large Multi-function van that can accommodate a stretcher	Whatì	Community	TCA	2023-24
Wellness and Recovery Center (ICIP) Wellness and Recovery Centre, 1,200m ² Facility	Yellowknife	Community	TCA	2024-25

Health and Social Services

Long Term and Continuing Care Services

Home Care and Support Services provide individuals with nursing care and support for personal care and daily living activities when they are no longer able to perform these activities on their own.

Long Term Care and Supported Living are home-like facilities that provides care and services for people who no longer are able to live independently or who require onsite nursing care, 24-hour supervision, or personal support.

	(thousands of dollars)			
	2021-2022	2022-2023	2022-2023	2023-2024
	Actuals	Capital Estimates	Revised Estimates	Capital Estimates
Infrastructure Investments				
Large Capital Projects	28,659	38,443	41,354	6,934
Small Capital Projects	-	95	95	55
Information Technology Projects	-	-	-	-
	28,659	38,538	41,449	6,989
Allocated to:				
Tangible Capital Assets	28,659	35,983	38,894	6,989
Infrastructure Contributions	-	2,555	2,555	-
Deferred Maintenance	-	-	-	-
Public Private Partnerships	-	-	-	-
	28,659	38,538	41,449	6,989

Health and Social Services

Long Term and Continuing Care Services

Project Listing (Information Item)

Project Name	Location	Classification	Type	Estimated Completion
Long Term Care Van Van equipped with slide out steps	Behchokò	Community	TCA	2023-24
Long Term Care Facility - Planning Planning for Long Term Care Facility, 24 Bed	Fort Simpson	Territorial	TCA	2025-26
Long Term Care Facility - Planning Planning for Long Term Care Facility, 24 Bed	Fort Smith	Regional	TCA	2025-26
Long Term Care Facility Long Term Care Facility, 24 Bed (3,800m ²)	Hay River	Regional	TCA	2027-28
Long Term Care Facility - Planning Planning for Long Term Care Facility, 20 Bed	Inuvik	Regional	TCA	2024-25

Industry, Tourism and Investment

The mandate of the Department of Industry, Tourism and Investment is to promote economic self-sufficiency through the responsible development of Northwest Territories mineral and petroleum resources, the development of natural resource industries, including agriculture, commercial fishing and the traditional economy, and the promotion and support of tourism, trade and investment, business, and manufacturing and secondary industries, to create a prosperous, diverse and sustainable economy for the benefit of all Northwest Territories residents.

	(thousands of dollars)			
	2021-2022 Actuals	2022-2023 Capital Estimates	2022-2023 Revised Estimates	2023-2024 Capital Estimates
Activity				
Economic Diversification and Business Support	5,989	1,459	11,205	-
Minerals and Petroleum Resources	24	-	2,176	100
Tourism and Parks	2,565	2,978	5,714	2,978
	8,578	4,437	19,095	3,078
Infrastructure Investments				
Large Capital Projects	5,989	1,459	11,205	-
Small Capital Projects	2,565	2,978	5,714	2,978
Information Technology Projects	24	-	2,176	100
	8,578	4,437	19,095	3,078
Allocated to:				
Tangible Capital Assets	8,578	4,437	19,095	3,078
Infrastructure Contributions	-	-	-	-
Deferred Maintenance	-	-	-	-
Public Private Partnerships	-	-	-	-
	8,578	4,437	19,095	3,078

Industry, Tourism and Investment

Economic Diversification and Business Support

The Economic Diversification and Business Support activity leads the development of policy, programs and initiatives in support of the renewable resources sector, Northwest Territories Traditional Economy, and the business community. The activity is the GNWT lead on internal and international trade matters and works to attract foreign investment and immigration. ITI Regional Offices supply program guidance, support and assistance at the community level. Specific programs support agriculture, commercial fisheries, arts and fine crafts, film, hide procurement, fur and marketing.

	(thousands of dollars)			
	2021-2022	2022-2023	2022-2023	2023-2024
	Actuals	Capital Estimates	Revised Estimates	Capital Estimates
Infrastructure Investments				
Large Capital Projects	5,989	1,459	11,205	-
Small Capital Projects	-	-	-	-
Information Technology Projects	-	-	-	-
	5,989	1,459	11,205	-
Allocated to:				
Tangible Capital Assets	5,989	1,459	11,205	-
Infrastructure Contributions	-	-	-	-
Deferred Maintenance	-	-	-	-
Public Private Partnerships	-	-	-	-
	5,989	1,459	11,205	-

Industry, Tourism and Investment

Minerals and Petroleum Resources

The Minerals and Petroleum Resources activity consists of the Diamonds, Royalties and Financial Analysis Division, the Mineral and Petroleum Resources Division, the Mineral Resources Act Implementation Division, the Northwest Territories Geological Survey Division, and the Client Service and Community Relations Unit. ITI Regional Offices ensure that businesses and entrepreneurs receive access to programs and resources, to help maximize the benefits from development in their regions.

The activity develops and delivers policy, programs, and services related to minerals and petroleum exploration and development, and manages subsurface tenure associated with mineral and petroleum subsurface resource rights for public lands in the Northwest Territories. It undertakes and supports public geoscience studies, markets and promotes mineral and petroleum resource potential and investment opportunities in the Northwest Territories, oversees the management of benefits related to resource development, and manages royalties from mineral and petroleum resource development in the Northwest Territories. The activity serves as a consistent first point of contact within the GNWT to help industry and communities maximize economic opportunities from resource exploration and development.

	(thousands of dollars)			
	2021-2022	2022-2023	2022-2023	2023-2024
	Actuals	Capital Estimates	Revised Estimates	Capital Estimates
Infrastructure Investments				
Large Capital Projects	-	-	-	-
Small Capital Projects	-	-	-	-
Information Technology Projects	24	-	2,176	100
	24	-	2,176	100
Allocated to:				
Tangible Capital Assets	24	-	2,176	100
Infrastructure Contributions	-	-	-	-
Deferred Maintenance	-	-	-	-
Public Private Partnerships	-	-	-	-
	24	-	2,176	100

Industry, Tourism and Investment

Minerals and Petroleum Resources

Project Listing

(Information Item)

Project Name	Location	Classification	Type	Estimated Completion
Mineral Administration and Registry System Replace mineral resource information system	Yellowknife	Territorial	TCA	2024-25

Industry, Tourism and Investment

Tourism and Parks

The Tourism and Parks activity provides overall planning, marketing, administration and maintenance of the Territorial parks; support to tourism business operators, tourism support businesses, community governments and Indigenous organizations for infrastructure development, product development, skills and safety training, mentoring, marketing, and tourism awareness; and conducts research and planning. ITI Regional Offices execute day-to-day operations, capital project management, enforcement and asset maintenance activities in parks; and supply program guidance, support and assistance at the community level.

ITI continues to make capital improvements to parks for amenities required to keep the parks safe, meet growing demands for upgraded facilities and to attract more visitors to the Northwest Territories through the continuous improvement of the park experience. Infrastructure needs identified within this activity are for parks amenities.

	(thousands of dollars)			
	2021-2022	2022-2023	2022-2023	2023-2024
	Actuals	Capital Estimates	Revised Estimates	Capital Estimates
Infrastructure Investments				
Large Capital Projects	-	-	-	-
Small Capital Projects	2,565	2,978	5,714	2,978
Information Technology Projects	-	-	-	-
	2,565	2,978	5,714	2,978
Allocated to:				
Tangible Capital Assets	2,565	2,978	5,714	2,978
Infrastructure Contributions	-	-	-	-
Deferred Maintenance	-	-	-	-
Public Private Partnerships	-	-	-	-
	2,565	2,978	5,714	2,978

Industry, Tourism and Investment

Tourism and Parks

Project Listing

(Information Item)

Project Name	Location	Classification	Type	Estimated Completion
North Arm Campground Kitchen Shelter Kitchen Shelter - North Arm Campground	Behchokò	Territorial	TCA	2023-24
Liard River Ferry Crossing Day Use Area Day Use Area - Ferry Crossing Betterment - Liard River	Fort Simpson	Territorial	TCA	2024-25
Hay River Park Multi Use Picnic Shelter Replace Picnic Shelter with Multi-Use Shelter - Hay River Park	Hay River	Territorial	TCA	2024-25
Gwich'in Park Group Camping Area Group Camping Area - Gwich'in Park	Inuvik	Territorial	TCA	2023-24
Jak Park Playground Equipment Replace Playground Equipment - Jak Park	Inuvik	Territorial	TCA	2023-24
Nataiinlaih Park Renewable Energy Retrofit Renewable Energy Retrofit - Nataiinlaih Park	Inuvik	Territorial	TCA	2023-24
Sambaa Deh Park Day Use Area Day Use Area Betterment - Sambaa Deh Park	Jean Marie River	Territorial	TCA	2023-24
Lady Evelyn Falls Group Camping Area Construct Group Camping Area - Lady Evelyn Falls	Kakisa	Territorial	TCA	2024-25
Blackstone Park Residence Residence Betterment - Blackstone Park	Nahanni Butte	Territorial	TCA	2024-25
Blackstone Park Upper Day Use Area Upper Day Use Area Betterment - Blackstone Park	Nahanni Butte	Territorial	TCA	2023-24
Blackstone Park Viewing Platform Viewing Platform Replacement - Blackstone Park	Nahanni Butte	Territorial	TCA	2023-24
Fred Henne Park Outhouse Replace Outhouse - Fred Henne Park	Yellowknife	Territorial	TCA	2023-24
Parks Maintenance and Enforcement Vehicle Vehicle Replacement - Parks Maintenance and Enforcement	Yellowknife	Territorial	TCA	2023-24
Yellowknife River Park Day Use Area Accessible Board Walk Day Use Area Accessible Board Walk - Yellowknife River Park	Yellowknife	Territorial	TCA	2023-24

Infrastructure

The mandate of the Department of Infrastructure is to provide services to the public and the Government of the Northwest Territories with respect to the planning, design, construction, acquisition, operation and maintenance of government infrastructure; and to promote the development and increased use of energy efficient, renewable and alternative energy technologies. This mandate also includes the provision of regulatory safety services to the public.

	(thousands of dollars)			
	2021-2022	2022-2023	2022-2023	2023-2024
	Actuals	Capital Estimates	Revised Estimates	Capital Estimates
Activity				
Asset Management	94,556	94,961	115,177	82,792
Energy and Strategic Initiatives	43,363	115,252	115,252	62,213
Programs and Services	7,038	89,168	97,589	50,057
	144,957	299,381	328,018	195,062
Infrastructure Investments				
Large Capital Projects	139,973	293,145	316,933	188,046
Small Capital Projects	3,175	4,326	9,175	4,526
Information Technology Projects	1,809	1,910	1,910	2,490
	144,957	299,381	328,018	195,062
Allocated to:				
Tangible Capital Assets	66,356	250,121	276,818	160,814
Infrastructure Contributions	37,098	43,040	43,040	32,448
Deferred Maintenance	336	1,800	2,352	1,800
Public Private Partnerships	41,167	4,420	5,808	-
	144,957	299,381	328,018	195,062

Infrastructure

Asset Management

The Asset Management activity includes the planning and design of buildings and works, highways, marine facilities, and airports throughout the Northwest Territories on behalf of the GNWT. This activity includes the delivery of operations, maintenance, and project management services to ensure that client needs are met and facility life cycle costs are minimized. Asset Management functions support regional operations by providing technical support in several areas: planning; technical expertise for program and design standards; leasing options and space management; evaluations and commissioning; production of granular materials; environmental site remediation assessment, planning, and coordination; project management support; risk assessment; and overall general technical support to ensure regional operations can be successful.

	(thousands of dollars)			
	2021-2022	2022-2023	2022-2023	2023-2024
	Actuals	Capital Estimates	Revised Estimates	Capital Estimates
Infrastructure Investments				
Large Capital Projects	93,262	93,800	113,386	80,742
Small Capital Projects	1,294	1,161	1,791	2,050
Information Technology Projects	-	-	-	-
	94,556	94,961	115,177	82,792
Allocated to:				
Tangible Capital Assets	52,463	88,741	107,017	80,992
Infrastructure Contributions	590	-	-	-
Deferred Maintenance	336	1,800	2,352	1,800
Public Private Partnerships	41,167	4,420	5,808	-
	94,556	94,961	115,177	82,792

Infrastructure

Asset Management

Project Listing (Information Item)

Project Name	Location	Classification	Type	Estimated Completion
Asphalt Distributor Truck Asphalt Distributor Truck	Behchokò	Community	TCA	2023-24
Frank Channel Bridge (ICIP) A 200 m long, 2 lane, multi-span bridge adjacent to the existing bridge	Behchokò	Regional	TCA	2026-27
50 Ton Scissor Neck Trailer 50 Ton Scissor Neck Trailer	Enterprise	Community	TCA	2023-24
Highways Dozer Dozer	Enterprise	Community	TCA	2023-24
Highway 8 Snow Fencing Additional snow fencing for Highway 8	Fort McPherson	Regional	TCA	2023-24
Hiab Truck Hiab Stake Truck, Highways	Fort Providence	Regional	TCA	2023-24
Redknife River Bridge Replacement of three existing bridge culverts at Redknife River	Fort Simpson	Regional	TCA	2023-24
Highway 1 Salt Shed Salt shed upgrades at Highway 1 km 43	Hay River	Regional	TCA	2023-24
Snowcat Snowcat	Inuvik	Community	TCA	2023-24
Highway 7 Reconstruction (BCP) Improvement of existing roads to accommodate an increase in commercial traffic	Nahendeh	Regional	TCA	2024-25
Bridge Rehabilitation and Replacement (BCP) Replacement of deteriorated and failing bridge-culverts, rehabilitation of deteriorating bridges	Regional	Regional	TCA	2026-27
Community Access Road Improvement (BCP) Improvement of existing roads to accommodate an increase in commercial traffic	Regional	Regional	TCA	2023-24
Community Access Road Improvements (ICIP) Improvement of existing roads to accommodate an increase in commercial traffic	Regional	Regional	TCA	2026-27
Highway 1 Reconstruction (BCP) Improvement of existing roads to accommodate an increase in commercial traffic	Regional	Regional	TCA	2023-24
Highway 3 Reconstruction (BCP) Improvement of existing roads to accommodate an increase in commercial traffic	Regional	Regional	TCA	2023-24

Infrastructure

Asset Management

Project Listing

(Information Item)

Project Name	Location	Classification	Type	Estimated Completion
Highway 8 Reconstruction (BCP) Improvement of existing roads to accommodate an increase in commercial traffic	Regional	Regional	TCA	2023-24
Inuvik - Tuktoyaktuk Highway - Reconstruction Reconstruction work on the Inuvik -Tuktoyaktuk Highway	Regional	Regional	TCA	2027-28
Slave Geological Province All Weather Highway Environmental Assessment and Planning (NTCF) Slave Geological Province Corridor Environmental Assessment and Planning (Highway 4 to Lockhart Lake)	Regional	Regional	TCA	2027-28
Capital Asset Retrofit Fund Program Energy upgrades and retrofits - controls, building envelope, energy audits	Territorial	Territorial	TCA	2023-24
Capital Asset Retrofit Fund Program Energy upgrades and retrofits - controls, building envelope, energy audits	Territorial	Territorial	DM	2023-24
Deferred Maintenance Lifecycle renewals - tangible capital assets	Territorial	Territorial	TCA	2023-24
Deferred Maintenance Lifecycle renewals - deferred maintenance	Territorial	Territorial	DM	2023-24
Enhanced Safety Improvements (BCP) Installation of rumble strips, guardrail/barriers, signage, lighting, controlled crosswalks and traffic controls	Territorial	Territorial	TCA	2025-26
Highway Culverts, Bridges and Chipseal Overlay Replacement of large diameter culverts, deteriorating bridges and highway chipseal overlay	Territorial	Territorial	TCA	2023-24
Planning Studies Planning Studies	Territorial	Territorial	TCA	2023-24
Great Bear River Bridge (NTCF) - Planning A 460 m long, 2 lane, 5-span bridge	Tulita	Territorial	TCA	2026-27
Whatì Access Road Rehabilitation work on the Whatì Access Road	Whatì	Regional	TCA	2023-24
Cold Storage Building Insulation and Heating Insulate and add heating system to existing cold storage building	Yellowknife	Regional	TCA	2023-24

Infrastructure

Energy and Strategic Initiatives

The Energy and Strategic Initiatives activity includes programs, services, and projects that plan and advance the GNWT's energy objectives and strategic infrastructure priorities, establishing and building relationships with Indigenous partners on major projects, as well as the Department's policy, legislation and communication functions. The activity provides services in the following functional areas:

Energy
 Policy, Planning and Communication
 Strategic Energy Infrastructure
 Strategic Infrastructure

	(thousands of dollars)			
	2021-2022	2022-2023	2022-2023	2023-2024
	Actuals	Capital Estimates	Revised Estimates	Capital Estimates
Infrastructure Investments				
Large Capital Projects	43,363	115,252	115,252	62,213
Small Capital Projects	-	-	-	-
Information Technology Projects	-	-	-	-
	43,363	115,252	115,252	62,213
Allocated to:				
Tangible Capital Assets	6,855	72,212	72,212	29,765
Infrastructure Contributions	36,508	43,040	43,040	32,448
Deferred Maintenance	-	-	-	-
Public Private Partnerships	-	-	-	-
	43,363	115,252	115,252	62,213

Infrastructure

Energy and Strategic Initiatives

Project Listing

(Information Item)

Project Name	Location	Classification	Type	Estimated Completion
Fort Providence Transmission Line (ICIP) A 170 km transmission line from the Taltson hydroelectricity system to serve Fort Providence, Kakisa and Dory Point	Fort Providence	Regional	IC	2024-25
Fort Simpson Diesel Plant Relocation (ICIP) Relocation of Diesel Plant	Fort Simpson	Regional	IC	2025-26
Fort Simpson Liquefied Natural Gas (ICIP) Liquefied Natural Gas facility to generate electricity	Fort Simpson	Regional	IC	2025-26
Taltson Hydro Expansion Planning Taltson Expansion Pre-Construction Planning	Fort Smith	Territorial	TCA	2023-24
Prohibition Creek Access Road (ICIP) A 6.7 km access road from the Canyon Creek Bridge to the Prohibition Creek Bridge	Norman Wells	Regional	TCA	2023-24
Community Hydro (ICIP) Two community hydro projects to generate electricity	Regional	Regional	IC	2026-27
Hydro Infrastructure - Northwest Territories				
Power Corporation Upgrades (ICIP) Northwest Territories Power Corporation Upgrades	Regional	Regional	IC	2026-27
Mackenzie Valley Highway Environmental Assessment and Planning (NTCF)				
Assessment and Planning (NTCF) Mackenzie Valley Highway Environmental Assessment and Planning	Sahtu	Regional	TCA	2025-26
Diesel Power Plant Infrastructure (ICIP) Diesel Power Plant Infrastructure	Territorial	Territorial	IC	2023-24
Tuktoyaktuk Liquefied Natural Gas (ICIP) Liquefied Natural Gas facility to generate electricity	Tuktoyaktuk	Regional	IC	2025-26
Whatì Transmission Line (ICIP) Extension of Snare Hydro system to Whatì	Whatì	Regional	IC	2026-27
Mount Gaudet Access Road (NTCF) Construction of 15 km access road from Wrigley	Wrigley	Regional	TCA	2025-26

Infrastructure

Programs and Services

Programs and Services includes programs and services that are focused on external clients, including other departments, communities and the public. The activity provides services in the following functional areas:

Air, Marine and Safety
 Compliance, Safety and Licensing
 Corporate Information Management
 Fuel Services
 Marine Transportation Services
 Technology Service Centre

	(thousands of dollars)			
	2021-2022	2022-2023	2022-2023	2023-2024
	Actuals	Capital Estimates	Revised Estimates	Capital Estimates
Infrastructure Investments				
Large Capital Projects	3,348	84,093	88,295	45,091
Small Capital Projects	1,881	3,165	7,384	2,476
Information Technology Projects	1,809	1,910	1,910	2,490
	7,038	89,168	97,589	50,057
Allocated to:				
Tangible Capital Assets	7,038	89,168	97,589	50,057
Infrastructure Contributions	-	-	-	-
Deferred Maintenance	-	-	-	-
Public Private Partnerships	-	-	-	-
	7,038	89,168	97,589	50,057

Infrastructure

Programs and Services

Project Listing (Information Item)

Project Name	Location	Classification	Type	Estimated Completion
Peel River Ferry Winch System New ferry winch system for Peel River	Fort McPherson	Regional	TCA	2023-24
Surface Water Drainage - Phase 2 Surface Water Drainage - Phase 2	Fort McPherson	Regional	TCA	2023-24
Airport Sewage Lift Station Airport Sewage Lift Station Replacement Study	Fort Smith	Regional	TCA	2023-24
Patrol Vehicle Patrol Vehicle	Hay River	Community	TCA	2023-24
Inuvik Airport Resurface Structures Adaptation for Climate Change (DMAF) Resurface structures at the Inuvik Airport for climate change resilience	Inuvik	Regional	TCA	2024-25
Mike Zubko Air Terminal Building (ICIP) Replace Air Terminal Building	Inuvik	Regional	TCA	2024-25
Runway Extension Inuvik Airport (DND) Design and construction to extend the runway by 3,000 feet at the Inuvik Airport	Inuvik	Regional	TCA	2025-26
Fuel Services Division Fuel Delivery Truck Fuel Services Division, Fuel Delivery Truck	Jean Marie River	Community	TCA	2023-24
Fuel Storage Capacity (DMAF) Increase fuel storage capacity	Regional	Regional	TCA	2026-27
9 Cubic Meter Dump Truck 9 Cubic Meter Dump Truck	Tsiigehtchic	Community	TCA	2023-24
Dispensing System Dispensing System	Tulita	Community	TCA	2024-25
Fuel Services Division Truck Garage Fuel Services Division, Truck Garage	Ulukhaktok	Community	TCA	2024-25
N'Dulee Singles Trailer No. 2 N'Dulee Singles Trailer No. 2	Wrigley	Regional	TCA	2023-24
Technology Service Centre Infrastructure Replacement of capital server, network and storage infrastructure	Yellowknife	Territorial	TCA	2023-24
Tracked Excavator Tracked Excavator	Yellowknife	Regional	TCA	2023-24

Justice

The Minister and the Department of Justice have the mandate for the administration of justice in the Northwest Territories, including policing and corrections. This mandate will be carried out in a manner which respects community and Indigenous values and encourages communities to assume increasing responsibilities.

	(thousands of dollars)			
	2021-2022 Actuals	2022-2023 Capital Estimates	2022-2023 Revised Estimates	2023-2024 Capital Estimates
Activity				
Corrections	609	1,480	2,260	1,480
Court Services	-	-	175	-
Services to the Public	27	-	298	-
	636	1,480	2,733	1,480
Infrastructure Investments				
Large Capital Projects	236	-	-	-
Small Capital Projects	400	1,480	2,733	1,480
Information Technology Projects	-	-	-	-
	636	1,480	2,733	1,480
Allocated to:				
Tangible Capital Assets	636	1,480	2,733	1,480
Infrastructure Contributions	-	-	-	-
Deferred Maintenance	-	-	-	-
Public Private Partnerships	-	-	-	-
	636	1,480	2,733	1,480

Justice

Corrections

The Corrections activity provides safe custody and supervision of adult and youth offenders. This is achieved through the operation of correctional facilities and the supervision of offenders sentenced to community-based orders such as conditional sentences and probation orders. Corrections also delivers culturally relevant programs to support offender rehabilitation and reintegration, including input and support of Elders, the Traditional Liaison Officers and Indigenous staff members.

	(thousands of dollars)			
	2021-2022	2022-2023	2022-2023	2023-2024
	Actuals	Capital Estimates	Revised Estimates	Capital Estimates
Infrastructure Investments				
Large Capital Projects	236	-	-	-
Small Capital Projects	373	1,480	2,260	1,480
Information Technology Projects	-	-	-	-
	609	1,480	2,260	1,480
Allocated to:				
Tangible Capital Assets	609	1,480	2,260	1,480
Infrastructure Contributions	-	-	-	-
Deferred Maintenance	-	-	-	-
Public Private Partnerships	-	-	-	-
	609	1,480	2,260	1,480

Justice Corrections

Project Listing (Information Item)

Project Name	Location	Classification	Type	Estimated Completion
Fort Smith Correctional Centre Pick-Up Full size truck for transporting passengers	Fort Smith	Regional	TCA	2023-24
South Mackenzie Correctional Centre Pick-Up Full size truck for transporting passengers	Hay River	Regional	TCA	2023-24
North Slave Correctional Complex Heating Unit Replace heating unit linked to generator shed	Yellowknife	Regional	TCA	2023-24
North Slave Correctional Complex Kitchen Replace kitchen equipment, sinks, countertops	Yellowknife	Regional	TCA	2023-24
North Slave Correctional Complex Van Full size van for transporting passengers	Yellowknife	Regional	TCA	2023-24
Sheriff's Vehicle 1 Full size sport utility vehicle	Yellowknife	Regional	TCA	2023-24
Sheriff's Vehicle 2 Full size sport utility vehicle	Yellowknife	Regional	TCA	2023-24
Specialized Courts and Integrated Case Management Services Tenant Improvements Accommodate office improvement for integrated service delivery model	Yellowknife	Regional	TCA	2023-24

Justice

Court Services

The Northwest Territories has four levels of court which collectively constitute the judicial branch of government: Court of Appeal, Supreme Court, Territorial Court and Justice of the Peace Court. The courts are independent of the Executive (GNWT departments and public agencies) and Legislative (Legislative Assembly) branches of government. The Court Services activity is responsible for providing administrative support to the courts through the Court Registry, and the Sheriff's Office. These support services ensure courts are accessible, impartial and timely. The activity is also responsible for family law services, including mediation, and the Parenting After Separation Program.

	(thousands of dollars)			
	2021-2022	2022-2023	2022-2023	2023-2024
	Actuals	Capital Estimates	Revised Estimates	Capital Estimates
Infrastructure Investments				
Large Capital Projects	-	-	-	-
Small Capital Projects	-	-	175	-
Information Technology Projects	-	-	-	-
	-	-	175	-
Allocated to:				
Tangible Capital Assets	-	-	175	-
Infrastructure Contributions	-	-	-	-
Deferred Maintenance	-	-	-	-
Public Private Partnerships	-	-	-	-
	-	-	175	-

Justice

Services to the Public

Services to the Public includes a number of programs and services that are accessible to all residents, including services available from the following: Public Trustee’s Office, Coroner’s Office, Legal Registries (Land Titles Office; corporation, partnership, business name, cooperative association and society registration; personal property registration, regulation in securities trading, registration of notaries public and commissioners for oaths), Maintenance Enforcement Office, and Rental Office.

	(thousands of dollars)			
	2021-2022	2022-2023	2022-2023	2023-2024
	Actuals	Capital Estimates	Revised Estimates	Capital Estimates
Infrastructure Investments				
Large Capital Projects	-	-	-	-
Small Capital Projects	27	-	298	-
Information Technology Projects	-	-	-	-
	27	-	298	-
Allocated to:				
Tangible Capital Assets	27	-	298	-
Infrastructure Contributions	-	-	-	-
Deferred Maintenance	-	-	-	-
Public Private Partnerships	-	-	-	-
	27	-	298	-

Lands

The mandate of the Department of Lands is to manage, administer and plan for the sustainable use of public land in the Northwest Territories in a fair and transparent manner that reflects the interests of the people of the Northwest Territories.

	(thousands of dollars)			
	2021-2022 Actuals	2022-2023 Capital Estimates	2022-2023 Revised Estimates	2023-2024 Capital Estimates
Activity				
Operations	8	225	535	225
	8	225	535	225
Infrastructure Investments				
Large Capital Projects	-	-	-	-
Small Capital Projects	8	225	535	225
Information Technology Projects	-	-	-	-
	8	225	535	225
Allocated to:				
Tangible Capital Assets	8	225	535	225
Infrastructure Contributions	-	-	-	-
Deferred Maintenance	-	-	-	-
Public Private Partnerships	-	-	-	-
	8	225	535	225

Lands

Operations

Operations activities are carried out through the Land Administration Division in Yellowknife, and each of the five regional centres. Operations carries out the administration and management of land tenure on public land, along with inspections and compliance and enforcement programs on all public land in the Northwest Territories on behalf of the Commissioner of the Northwest Territories, and on any land with respect to authorizations issued by the Mackenzie Valley Land and Water Board, pursuant to the appropriate land and water legislation, policies and procedures.

	(thousands of dollars)			
	2021-2022	2022-2023	2022-2023	2023-2024
	Actuals	Capital Estimates	Revised Estimates	Capital Estimates
Infrastructure Investments				
Large Capital Projects	-	-	-	-
Small Capital Projects	8	225	535	225
Information Technology Projects	-	-	-	-
	8	225	535	225
Allocated to:				
Tangible Capital Assets	8	225	535	225
Infrastructure Contributions	-	-	-	-
Deferred Maintenance	-	-	-	-
Public Private Partnerships	-	-	-	-
	8	225	535	225

Lands

Operations

Project Listing (Information Item)

Project Name	Location	Classification	Type	Estimated Completion
Regional Office Vehicle 8 cylinder, 6.0L, ¾ ton truck	Inuvik	Regional	TCA	2023-24
North Slave Regional Office Washroom Shower and two unisex washrooms	Yellowknife	Regional	TCA	2023-24
Regional Office Vehicle 8 cylinder, 6.0L, ¾ ton truck	Yellowknife	Regional	TCA	2023-24

Municipal and Community Affairs

The department is responsible for the development and maintenance of community governments, responsive and responsible to the residents, with sufficient legal authority and resources to carry out community responsibilities, to provide their public programs and services essential to good community life and to deal effectively with other governments and organizations. The department is also responsible for protecting the interests of consumers.

	(thousands of dollars)			
	2021-2022 Actuals	2022-2023 Capital Estimates	2022-2023 Revised Estimates	2023-2024 Capital Estimates
Activity				
Regional Operations	31,500	29,150	29,150	29,160
	31,500	29,150	29,150	29,160
Infrastructure Investments				
Large Capital Projects	31,500	29,000	29,000	29,000
Small Capital Projects	-	150	150	160
Information Technology Projects	-	-	-	-
	31,500	29,150	29,150	29,160
Allocated to:				
Tangible Capital Assets	-	150	150	160
Infrastructure Contributions	31,500	29,000	29,000	29,000
Deferred Maintenance	-	-	-	-
Public Private Partnerships	-	-	-	-
	31,500	29,150	29,150	29,160

Municipal and Community Affairs

Regional Operations

Regional Operations administers funding to support community governments with the provision of community public infrastructure required to support community government programs and services. Funding is allocated to 33 community governments according to the Community Public Infrastructure Funding Policy. Each community government approves an annual capital plan which outlines their use of the funding.

	(thousands of dollars)			
	2021-2022	2022-2023	2022-2023	2023-2024
	Actuals	Capital Estimates	Revised Estimates	Capital Estimates
Infrastructure Investments				
Large Capital Projects	31,500	29,000	29,000	29,000
Small Capital Projects	-	150	150	160
Information Technology Projects	-	-	-	-
	31,500	29,150	29,150	29,160
Allocated to:				
Tangible Capital Assets	-	150	150	160
Infrastructure Contributions	31,500	29,000	29,000	29,000
Deferred Maintenance	-	-	-	-
Public Private Partnerships	-	-	-	-
	31,500	29,150	29,150	29,160

Municipal and Community Affairs

Regional Operations

Project Listing

(Information Item)

Project Name	Location	Classification	Type	Estimated Completion
Formula Funding				
Community Government Share of Capital Formula Funding				
	Aklavik	Community	IC	On-going
	Behchokò	Community	IC	On-going
	Colville Lake	Community	IC	On-going
	Déline *	Community	IC	On-going
	Dettah/Ndilo	Community	IC	On-going
	Enterprise	Community	IC	On-going
	Fort Good Hope	Community	IC	On-going
	Fort Liard	Community	IC	On-going
	Fort McPherson	Community	IC	On-going
	Fort Providence	Community	IC	On-going
	Fort Resolution	Community	IC	On-going
	Fort Simpson	Community	IC	On-going
	Fort Smith	Community	IC	On-going
	Gamètì	Community	IC	On-going
	Hay River	Community	IC	On-going
	Inuvik	Community	IC	On-going
	Jean Marie River	Community	IC	On-going
	Kakisa	Community	IC	On-going
	K'atl'odeeche	Community	IC	On-going
	Łutsel K'e	Community	IC	On-going
	Nahanni Butte	Community	IC	On-going
	Norman Wells	Community	IC	On-going
	Paulatuk	Community	IC	On-going
	Sachs Harbour	Community	IC	On-going
	Sambaa K'e	Community	IC	On-going
	Tsiigehtchic	Community	IC	On-going
	Tuktoyaktuk	Community	IC	On-going
	Tulita	Community	IC	On-going
	Ulukhaktok	Community	IC	On-going
	Wekweètì	Community	IC	On-going
	Whatì	Community	IC	On-going
	Wrigley	Community	IC	On-going
	Yellowknife	Community	IC	On-going
Regional Vehicle	Inuvik	Regional	TCA	2023-24
¾ ton crew cab 4X4				
Regional Vehicle	Norman Wells	Regional	TCA	2023-24
¾ ton crew cab 4X4				

* funded through an operations expenditures transfer

NWT Housing Corporation

(Information Item)

The Northwest Territories Housing Corporation (NWTHC) provides social and market housing programs and services including subsidized rental and homeownership programs (including purchase and repairs), and unsubsidized rental housing in rural and remote communities. The NWTHC develops programs and services to address the core housing needs of Northwest Territories residents. The NWTHC incorporates energy-efficient technologies in its housing design and in the retrofitting of housing to improve its sustainability and energy efficiency. At the community level, the NWTHC partners with Local Housing Organizations, and Indigenous governments, to manage and administer community housing services in 33 communities.

This summary reflects the 2023-2024 planned infrastructure expenditures of the NWT Housing Corporation. The financing of these expenditures includes funding from the Canada Mortgage and Housing Corporation and various other sources. Contribution funding is provided by the GNWT through the NWTHC's sponsoring department, the Department of Finance, in the annual Main Estimates. This item is intended for information only.

	(thousands of dollars)			
	2021-2022 Actuals	2022-2023 Capital Estimates	2022-2023 Revised Estimates	2023-2024 Capital Estimates
Activity				
Finance and Infrastructure Services	30,296	10,625	104,152	35,563
	30,296	10,625	104,152	35,563
Infrastructure Investments				
Large Capital Projects	28,037	7,300	98,414	30,039
Small Capital Projects	2,259	3,325	5,738	5,524
Information Technology Projects	-	-	-	-
	30,296	10,625	104,152	35,563
Allocated to:				
Tangible Capital Assets	30,296	10,625	104,152	35,563
Infrastructure Contributions	-	-	-	-
Deferred Maintenance	-	-	-	-
Public Private Partnerships	-	-	-	-
	30,296	10,625	104,152	35,563

NWT Housing Corporation

Finance and Infrastructure Services

Finance and Infrastructure Services (F&IS) is responsible for overall planning of capital infrastructure projects including the development, design and procurement, and delivery of capital infrastructure projects in support of the NWT HC's rental and homeownership programs. This includes the administration and acquisition of suitable land and the security of NWT HC assets and mortgage interests. F&IS also leads efforts in maintenance management activities of the rental housing portfolio in order to ensure its long term sustainability and is the NWT HC's lead on issues related to energy efficiency and new housing technologies.

	(thousands of dollars)			
	2021-2022	2022-2023	2022-2023	2023-2024
	Actuals	Capital Estimates	Revised Estimates	Capital Estimates
Infrastructure Investments				
Large Capital Projects	28,037	7,300	98,414	30,039
Small Capital Projects	2,259	3,325	5,738	5,524
Information Technology Projects	-	-	-	-
	30,296	10,625	104,152	35,563
Allocated to:				
Tangible Capital Assets	30,296	10,625	104,152	35,563
Infrastructure Contributions	-	-	-	-
Deferred Maintenance	-	-	-	-
Public Private Partnerships	-	-	-	-
	30,296	10,625	104,152	35,563

NWT Housing Corporation

Finance and Infrastructure Services

Project Listing (Information Item)

Project Name	Location	Classification	Type	Estimated Completion
Materials and labour, 5 units, Public Housing (PH) (Crown-Indigenous Relations and Northern Affairs Canada (CIRNAC))	Behchokò	Community	TCA	2023-24
Major retrofit, 4 units, PH (CIRNAC)	Behchokò	Community	TCA	2023-24
Major retrofit, 1 unit, Homeownership Entry Level Program (CIRNAC)	Colville Lake	Community	TCA	2023-24
Materials and labour, 2 units, PH	Déline	Community	TCA	2023-24
Materials and labour, 2 units, PH	Déline	Community	TCA	2023-24
Major retrofit, 1 unit, PH (CIRNAC)	Dettah	Community	TCA	2023-24
Major retrofit, 2 units, PH (CIRNAC)	Fort Good Hope	Community	TCA	2023-24
Major retrofit, 4 units, PH (CIRNAC)	Fort Liard	Community	TCA	2023-24
Materials and labour, 2 units, PH	Fort McPherson	Community	TCA	2023-24
Major retrofit, 2 units, PH (CIRNAC)	Fort McPherson	Community	TCA	2023-24
Materials and labour, 2 units, PH (CIRNAC)	Fort Providence	Community	TCA	2023-24
BioMass project, 13 units, PH (CIRNAC)	Fort Providence	Community	TCA	2023-24
Major retrofit, 6 units, PH (CIRNAC)	Fort Providence	Community	TCA	2023-24
Materials and labour, 2 units, PH (CIRNAC)	Fort Resolution	Community	TCA	2023-24
Major retrofit, 1 unit, Market Housing (MH) (CIRNAC)	Fort Resolution	Community	TCA	2023-24
Materials and labour, 2 units, PH (CIRNAC)	Fort Simpson	Community	TCA	2023-24
Major retrofit, 2 units, PH (CIRNAC)	Fort Simpson	Community	TCA	2023-24
Materials and labour, 2 units, PH (CIRNAC)	Fort Smith	Community	TCA	2023-24
Major retrofit, 29 units, PH (CIRNAC)	Hay River	Community	TCA	2023-24
Major retrofit, 6 units, PH (CIRNAC)	Inuvik	Community	TCA	2023-24
Major retrofit, 5 units, PH (CIRNAC)	łutsel K'e	Community	TCA	2023-24
Major retrofit, 1 unit, PH (CIRNAC)	Norman Wells	Community	TCA	2023-24
Materials and labour, 4 units, PH	Paulatuk	Community	TCA	2023-24
Materials and labour, 2 units, PH (CIRNAC)	Paulatuk	Community	TCA	2023-24
Major retrofit, 4 units, PH (CIRNAC)	Paulatuk	Community	TCA	2023-24
Major retrofit, 4 units, PH	Tsiigehtchic	Community	TCA	2023-24
Materials and labour, 2 units, PH (CIRNAC)	Tuktoyaktuk	Community	TCA	2023-24
Major retrofit, 2 units, PH (CIRNAC)	Tuktoyaktuk	Community	TCA	2023-24
Major retrofit, 2 units, PH (CIRNAC)	Tulita	Community	TCA	2023-24
Major retrofit, 3 units, PH (CIRNAC)	Ulukhaktok	Community	TCA	2023-24
Vehicle replacement	Various	Community	TCA	2023-24
Major retrofit, 1 unit, PH	Whatì	Community	TCA	2023-24
Major retrofit, 1 unit, MH	Whatì	Community	TCA	2023-24
Major retrofit, 2 units, PH	Wrigley	Community	TCA	2023-24
Major retrofit, 16 units, PH (CIRNAC)	Yellowknife	Community	TCA	2023-24

Appendix A - Glossary

Activity	A division of a Department.
Amortization	The portion of the total cost of a tangible capital asset (TCA) that is charged to an operations expense in the current fiscal period as a result of charging the cost of a TCA to an operations expense over its useful economic life.
Appropriation	The authority to incur an expenditure that is set out in an Act respecting the authorization of expenditures, or the express authority in the <i>Financial Administration Act</i> (FAA) or another Act to incur an expenditure, or to make a disbursement out of the Consolidated Revenue Fund.
Classification	Community - A specific community utilizes (e.g. a school or water treatment plant) Regional - Limited primarily to a specific region (e.g. a highway project) Territorial - A territorial project (e.g. Stanton Territorial Hospital or Information Technology projects)
Budget	A detailed estimate of future transactions, in terms of quantities, money values or both, designed for planning and control over future operations and activities.
Capital Investment Expenditure	An expenditure incurred to purchase, construct, develop or otherwise acquire a tangible capital asset to be owned by Government or a Public Agency.
Contribution	A conditional transfer of approved funds to a third party to fulfill a statutory obligation or other Government objective within a specified time frame.
Deferred Maintenance (DM)	A dedicated allocation of funds to the maintenance of Government owned assets. Historically, maintenance has competed for funding with other projects and was often deferred.
Department	A division of the public service continued or established by statute, or designated as a department by the Commissioner in Executive Council, on the recommendation of the Premier; or the Office of the Legislative Assembly.
Disposal	The processes of removing of an asset from use and from the accounting records as a result of destruction, loss, obsolescence or abandonment.
Estimates	Annual estimates of expenditures and revenues of the GNWT in the context of budgets (i.e. Main Estimates for operations revenue and expenses; Capital Estimates for infrastructure expenditures).
Expenditure	For purposes of the <i>Financial Administration Act</i> , expenditure means an outlay of funds, or incurrence of a liability, that results in an operating expense or infrastructure expenditure.

Financial Instrument	Any contract that gives rise to a financial asset of one entity and a financial liability or equity instrument of another entity.
Financial Management Board	The committee of the Executive Council, established by the <i>Financial Administration Act</i> .
Infrastructure Contribution (IC)	A contribution made to a third party, by the Government, to purchase, construct, develop or acquire a tangible capital asset, where the risks and rewards incident to ownership are retained by the third party.
Large Capital Asset	A tangible capital asset with a total project cost exceeding \$600,000.
Location	The community where a tangible capital asset is physically located. If not located in or near a specific community (e.g. a highway project), then "Regional" or "Territorial" is designated as the location.
Net Book Value	The cost of a tangible capital asset, less both accumulated amortization and the amount of any write-downs.
Public Agency	A statutory body specified in Schedule A, B, or C of the <i>Financial Administration Act</i> .
Public Private Partnerships (P3)	A business venture which is funded and operated through a partnership of government and one or more private sector companies.
Regions	Geographical subdivisions of the Northwest Territories for administrative purposes.
Revised Estimates	Includes the Capital Estimates and Supplementary Appropriations.
Small Capital Asset	A tangible capital asset with a total project cost of \$50,000 or greater, but not exceeding \$600,000.
Tangible Capital Asset (TCA)	<p>A non-financial asset having physical substance that;</p> <ul style="list-style-type: none"> · is held for use in the production or supply of goods, delivery of services or program outputs; · has a useful economic life beyond one fiscal year; · is intended to be used on a continuing basis; · is not intended for resale in the ordinary course of operations; and · cost is equal to, or greater than, \$50,000 <p>Major categories of tangible capital assets are:</p> <ul style="list-style-type: none"> · Land (other than land acquired at no cost to the government) · Roads and Bridges · Barges and Tugboats · Airstrips and Aprons · Buildings · Ferries · Fences · Signs · Aircraft · Network Transmission Systems · Fuel Distribution Systems · Park Improvements · Water and Sewer Works

- Mainframe and Software Systems
- Mobile and Heavy Equipment
- Major Equipment
- Medical Equipment
- Leasehold Improvements

Valuation Allowance

An amount recorded to recognize the potential reduction in value of a recorded financial asset or non-financial asset due to the recorded amount not likely to be fully recovered or fully realized. The valuation allowance is an offset to the recorded amount of the asset to determine the carrying value, net book value, or net realizable value of the related asset.

Work-in-progress (WIP)

An account used to record capital investment expenditures prior to the applicable tangible capital asset being substantially complete or put into service.

Appendix B - Capital Planning Process

The development of the Capital Estimates is a committee-based process where several groups review and monitor each step of the process to ensure accuracy and completeness.

The Capital Planning Process is built on the following cornerstones:

- o Establishment of clear roles and responsibilities
- o Accurate and timely project planning
- o Justification of capital projects through the capital planning process, and
- o Controlling project cost and risk.

This process provides for one financial target which funds all departmental projects for the upcoming fiscal year. Projects are prioritized on a government-wide basis according to a specific ranking criteria.

The primary criteria for ranking capital projects are as follows:

1. Protection of People;
2. Protection of Assets;
3. Protection of Environment;
4. Financial Investment; and,
5. Program Needs or Requirement.

Secondary criteria are used to further assess the urgency of projects, within each of the primary criteria. The secondary criteria are as follows:

1. Direct Impact Scale – how many impacted?
2. Severity of Impact – what is the impact?
4. Urgency – how soon is it needed?
3. Mitigation – what else can be done?

PROCESS SUMMARY

