



Main Estimates

2017-2018

Government of
Northwest Territories



Northwest Territories



Table of Contents

Introduction	ii
SUMMARY INFORMATION	
Graphs	vi
Summary of Operations	vii
Summary of Revenues	viii
Summary of Operations Expenditures	ix
Summary of Cash Flow	x
Summary of Borrowing and Estimated Borrowing Capacity	xi
Summary of Resource Revenue Sharing	xii
Summary of Active Positions	xiii
BORROWING PLAN	xv
OPERATIONS EXPENDITURES	
Legislative Assembly	1
Education, Culture and Employment	23
Environment and Natural Resources	55
Executive and Indigenous Affairs	93
Finance	123
Borrowing Plan	129
Health and Social Services	151
Industry, Tourism and Investment	189
Infrastructure	217
Justice	249
Lands	285
Municipal and Community Affairs	307
NWT Housing Corporation	345
APPENDICES	
Appendix A - Glossary	365
Appendix B - Budget Development Process	368

Introduction

The Main Estimates represent the Government of the Northwest Territories' proposed appropriations for the 2017-2018 fiscal year. The Estimates detail all expenditures projected to be incurred, and all revenues projected to be earned for the period April 1, 2017 to March 31, 2018, in order to implement strategies and achieve the goals of the Government.

The 2017-2018 Budget Address is an integral part of these Estimates. The Budget Address and the Main Estimates together constitute the budget of the Northwest Territories.

The Legislative Assembly is being requested to appropriate funds at the departmental level, as detailed in the Main Estimates, for operations expenditures for the fiscal year ending March 31, 2018.

The GNWT presents the Operations Expenditures (Main Estimates) and the Infrastructure Investment Expenditures (Capital Estimates) in two separate documents. The Capital Estimates are approved by the Legislative Assembly during its fall sitting.

Operations Expenditures

Operations Expenditures include only the proposed operating expenses for each department.

The following detailed information is provided for each department:

- **Organizational Chart** shows the departmental structure for administrative reporting purposes.
- **Accounting Structure Chart** shows the department's structure for financial reporting purposes.
- **Graphs** illustrate the allocation of proposed expenditures to major activities and a five-year comparison of actual and proposed expenditures.
- **Department Overview** includes the mandate of the department.
- **Department Summary** presents the following information:
 - **Operations Expenditure Summary shows** the total appropriation requirements by control object for the department. The expenditure categories are presented to provide further detail of the nature of the expenditures (e.g. compensation and benefits, grants, contributions and transfers, amortization, several other categories).
 - **Revenue Summary** presents departmental revenues by the type of revenue.
 - **Active Position Summary** shows the total number of positions, by category (full-time, part-time, or seasonal), serving the department in each region, and the total number of positions, by category, serving the department by community groupings.
- **Activity Summary** provides the following information for each activity;
 - **Activity Description** provides an explanation of the purpose or programs for each activity.
 - **Operations Expenditure Summary** shows the appropriation requirements for the activity, summarized by expenditure category. Comparative figures are provided for the prior year in the Revised Estimates and Main Estimates columns. Actual expenditures for the second prior year in the far right hand column..

- o **Program Delivery Details** show amounts for each of the major program functions. This schedule is not provided for those activities that only have one major function.
- o **Grants, Contributions and Transfers** provides descriptions and amounts for proposed grants, contributions and transfers.
- o **Summary of Active Positions (Regional Allocation)** shows the number of positions, by category, in each region.
- o **Summary of Active Positions (Community Allocation)** shows the number of positions, by category, by community groupings (Headquarters, Regional Offices, Other communities).
- **Summary of Work Performed on Behalf of Others** presents information about certain functions that the Government performs in the Northwest Territories on behalf of the Government of Canada or others. Expenditures incurred for these activities are fully recovered and are not required to be appropriated by the Legislative Assembly.
- **Other Information Items** includes proposed departmental expenditures or financial activities related to various public agencies or revolving funds.

For further clarification on terms used in the Main Estimates and the budget development process, please consult the Glossary in Appendix A and the Budget Development Process in Appendix B.

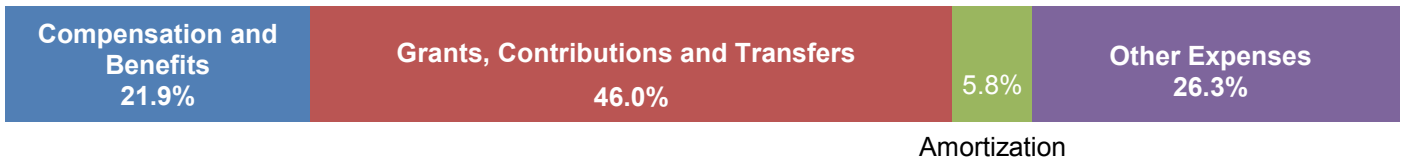
The 2016-2017 Main Estimates and Budget Address are available on the Department of Finance website:

<http://www.fin.gov.nt.ca/budget>

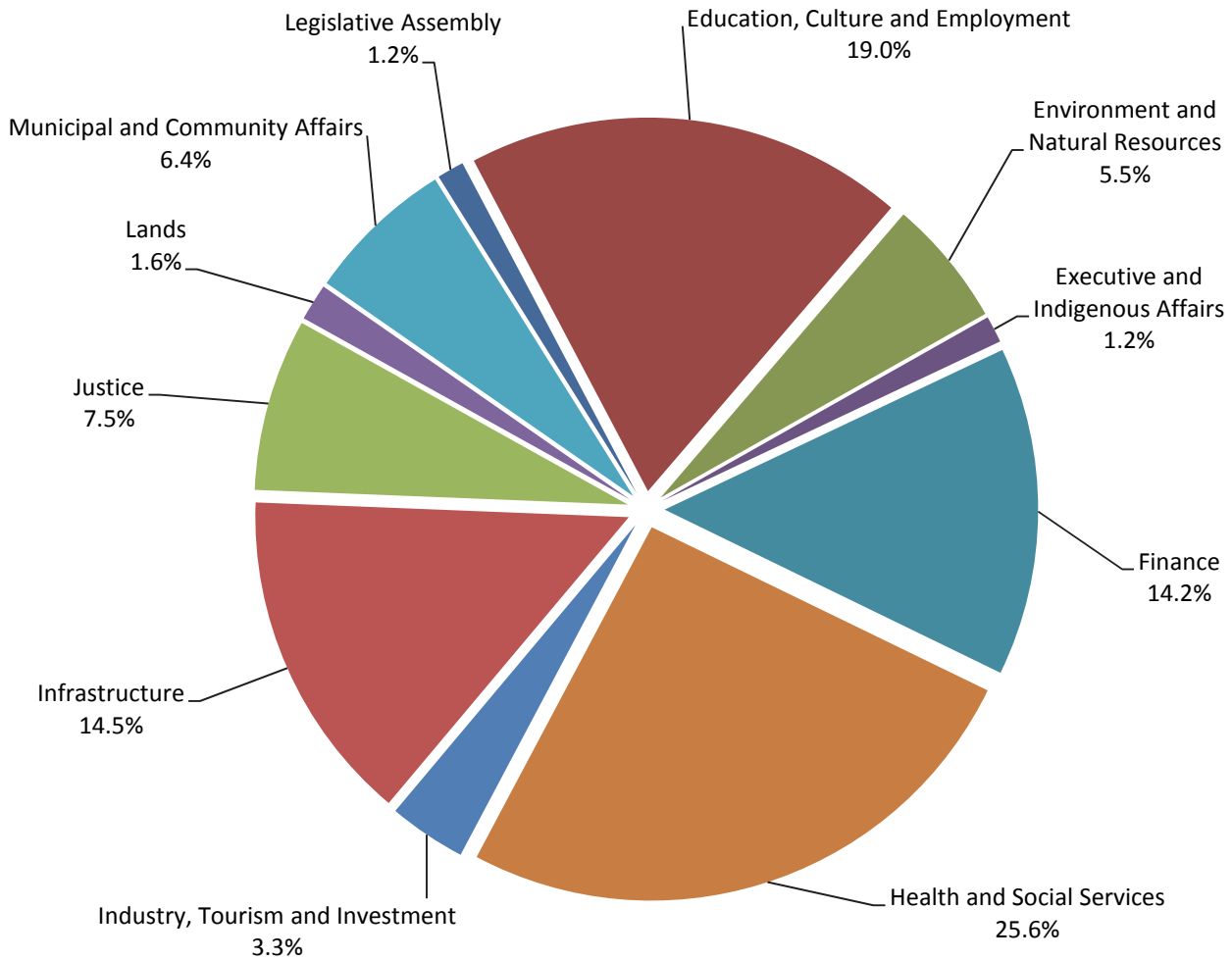
This page intentionally left blank

This page intentionally left blank


Expenditures by Category



Expenditures by Department



Revenue Sources



Summary of Operations

(thousands of dollars)

	2017-2018 Main Estimates	2016-2017 Revised Estimates	2016-2017 Main Estimates	2015-2016 Actuals
REVENUES	1,859,038	1,846,054	1,809,762	1,833,237
OPERATIONS EXPENSE				
Compensation and Benefits	362,436	369,401	369,141	379,866
Grants, Contributions and Transfers	762,211	772,286	773,054	774,445
Amortization	95,931	89,326	89,326	83,870
Chargebacks	18,680	18,362	18,332	19,900
Computer Hardware and Software	11,429	7,872	7,876	7,729
Contract Services	213,892	211,836	210,984	205,636
Controllable Assets	3,019	3,155	3,305	5,857
Fees and Payments	86,373	85,012	84,950	105,131
Interest	11,378	11,202	11,202	9,429
Materials and Supplies	19,621	20,697	20,802	25,497
Purchased Services	13,153	13,042	13,045	16,077
Travel	18,376	18,797	18,380	17,285
Utilities	37,606	39,530	39,530	37,873
Valuation Allowances	2,419	2,419	2,419	3,081
TOTAL OPERATIONS EXPENSE TO BE VOTED	1,656,524	1,662,937	1,662,346	1,692,456
OPERATING SURPLUS (DEFICIT) PRIOR TO ADJUSTMENTS	202,514	183,117	147,416	140,781
Infrastructure Contributions	(28,402)	(31,473)	(28,402)	(29,002)
Deferred Maintenance	(2,000)	(2,939)	-	(1,918)
Petroleum Products Stabilization Fund net profit (loss)	(100)	115	94	(182)
Supplementary Reserve	(35,000)	(43,000)	(30,000)	-
Estimated Appropriation Lapses	30,000	20,000	30,000	-
WORK PERFORMED ON BEHALF OF OTHERS				
Recoveries	73,546	101,112	89,526	81,115
Expenditures	(73,546)	(101,112)	(89,526)	(81,115)
OPERATING SURPLUS FOR THE YEAR	167,012	125,820	119,108	109,679
ACCUMULATED SURPLUS, BEGINNING OF YEAR	1,657,395	1,531,575	1,518,855	1,421,896
ACCUMULATED SURPLUS, END OF YEAR	1,824,407	1,657,395	1,637,963	1,531,575

Summary of Revenues

(thousands of dollars)

	2017-2018 Main Estimates	2016-2017 Revised Estimates	2016-2017 Main Estimates	2015-2016 Actuals
GRANT FROM CANADA	1,232,439	1,219,888	1,219,888	1,232,755
TRANSFER PAYMENTS	186,329	187,382	170,660	194,153
TAXATION REVENUE				
Personal Income Tax	113,268	119,716	110,603	109,837
Corporate Income Tax	83,723	73,477	60,003	25,010
Tobacco Tax	15,624	15,742	15,760	16,191
Fuel Tax	19,465	19,306	18,877	19,750
Payroll Tax	42,525	41,965	41,448	42,085
Property Taxes and School Levies	25,364	29,463	23,360	28,380
Basic Insurance Premium Tax	4,500	4,500	4,500	4,755
Fire Insurance Premium Tax	350	350	350	406
	304,819	304,519	274,901	246,414
Non-renewable Resource Revenue				
Licences, Rental and Other Fees	2,380	12,441	2,287	2,414
Minerals, Oil and Gas Royalties	43,370	43,060	59,810	55,759
Quarry Fees	250	250	250	173
	46,000	55,751	62,347	58,346
GENERAL REVENUES				
Revolving Funds Net Revenue	23,545	23,281	23,281	23,548
Regulatory Revenues	35,789	24,412	27,542	24,442
Investment Income	805	805	805	4,364
Lease	5,905	5,630	5,630	6,008
Program	17,927	20,022	20,344	21,996
Grants in kind	583	593	593	445
Service and miscellaneous	1,897	771	771	1,622
Recovery of Prior Years' Expenditures	3,000	3,000	3,000	19,144
	89,451	78,514	81,966	101,569
TOTAL REVENUES	1,859,038	1,846,054	1,809,762	1,833,237

Summary of Operations Expenditures

(thousands of dollars)

	2017-2018 Main Estimates	2016-2017 Revised Estimates	2016-2017 Main Estimates	2015-2016 Actuals
Department				
Legislative Assembly	19,336	19,336	19,336	20,307
Education, Culture and Employment	314,879	315,848	315,848	312,186
Environment and Natural Resources	91,517	90,315	90,315	110,513
Executive and Indigenous Affairs	19,194	19,194	19,194	18,898
Finance	235,743	238,734	238,734	242,515
Health and Social Services	423,457	414,519	414,234	424,773
Industry, Tourism and Investment	55,511	59,870	59,870	62,438
Infrastructure	240,419	245,578	245,270	241,105
Justice	123,417	127,200	127,092	129,512
Lands	26,291	28,143	28,253	27,284
Municipal and Community Affairs	106,760	104,200	104,200	102,925
	1,656,524	1,662,937	1,662,346	1,692,456
Expenditure Category				
Compensation and Benefits	362,436	369,401	369,141	379,866
Grants, Contributions and Transfers	762,211	772,286	773,054	774,445
Amortization	95,931	89,326	89,326	83,870
Chargebacks	18,680	18,362	18,332	19,900
Computer Hardware and Software	11,429	7,872	7,876	7,729
Contract Services	213,892	211,836	210,984	205,636
Controllable Assets	3,019	3,155	3,305	5,857
Fees and Payments	86,373	85,012	84,950	105,131
Interest	11,378	11,202	11,202	9,429
Materials and Supplies	19,621	20,697	20,802	25,497
Purchased Services	13,153	13,042	13,045	16,077
Travel	18,376	18,797	18,380	17,285
Utilities	37,606	39,530	39,530	37,873
Valuation Allowances	2,419	2,419	2,419	3,081
	1,656,524	1,662,937	1,662,346	1,692,456

Summary of Cash Flow

(thousands of dollars)

	2017-2018 Main Estimates	2016-2017 Revised Estimates	2016-2017 Main Estimates	2015-2016 Actuals
OPERATING TRANSACTIONS				
Cash Received From:				
Canada	1,367,013	1,372,807	1,368,394	1,397,795
Other Revenues	503,986	468,193	472,806	443,181
	1,871,000	1,841,000	1,841,200	1,840,976
Cash Paid For:				
Operations Expenses	(1,591,400)	(1,621,997)	(1,601,001)	(1,640,542)
Projects Performed for Others	(2,000)	(2,000)	(2,000)	-
Cash Provided By (Used for) Operating Transactions	277,599	217,003	238,200	200,434
CAPITAL TRANSACTIONS				
Capital Investment (current year)	(254,400)	(284,000)	(284,000)	(202,063)
Cash Provided by (Used for) Capital Transactions	(254,400)	(284,000)	(284,000)	(202,063)
INVESTING TRANSACTIONS	(4,200)	(4,200)	(4,200)	(4,264)
FINANCING TRANSACTIONS	(4,000)	(4,000)	(4,000)	(4,051)
INCREASE (DECREASE) IN CASH AND CASH EQUIVALENTS	14,999	(75,197)	(54,000)	(9,944)
Cash and Cash Equivalents, Beginning of Year	(320,000)	(244,803)	(258,000)	(234,859)
CASH AND CASH EQUIVALENTS, END OF YEAR	(305,000)	(320,000)	(312,000)	(244,803)

Summary of Borrowing and Estimated Borrowing Capacity

(thousands of dollars)

	2017-2018 Main Estimates	2016-2017 Revised Estimates	2016-2017 Main Estimates	2015-2016 Actuals
SHORT TERM DEBT				
Government of the Northwest Territories	305,000	320,000	312,000	244,803
Hay River Health & Social Services Authority	1,000	1,000	1,000	-
NWT Hydro Corporation	30,000	30,000	20,000	32,600
	336,000	351,000	333,000	277,403
LONG TERM DEBT				
Government of the Northwest Territories:				
Deh Cho Bridge - Real Return Bonds	177,562	176,295	178,427	177,801
Mackenzie Valley Fibre Optic Link capital lease	81,000	81,000	-	65,007
Stanton Territorial Hospital Debt	133,500	80,900	-	13,730
Canada Mortgage and Housing Corporation	521	595	597	666
Public Agencies:				
NWT Hydro Corporation	227,226	231,146	230,272	182,547
NWT Housing Corporation	8,256	9,063	9,189	9,911
Yellowknife Catholic Schools	663	1,417	855	2,130
	964,728	931,416	752,340	729,195
OBLIGATIONS UNDER CAPITAL LEASES				
Government of the Northwest Territories	950	1,835	1,816	2,665
NWT Hydro Corporation	17,571	17,976	17,976	18,568
NWT Housing Corporation	-	-	-	53
LOAN GUARANTEES				
Other public agencies	-	-	250	-
NWT Housing Corporation	15,805	19,006	19,149	21,926
TOTAL GROSS BORROWING PER BORROWING REGULATIONS	999,054	970,233	791,531	772,407
LESS:				
EXTERNALLY RESTRICTED SINKING FUNDS				
NWT Hydro Corporation	(9,518)	(8,749)	(8,749)	(8,717)
TERRITORIAL BORROWING	989,536	961,484	782,782	763,690
TERRITORIAL BORROWING LIMIT	1,300,000	1,300,000	1,300,000	1,300,000
AVAILABLE BORROWING AUTHORITY FOR FISCAL PLANNING PURPOSES	310,464	338,516	517,218	536,310

Summary of Resource Revenue Sharing

(thousands of dollars)

	2017-2018 Main Estimates	2016-2017 Revised Estimates	2016-2017 Main Estimates	2015-2016 Actuals
REVENUE				
Non-renewable Resource Revenue	46,000	55,751	62,347	58,346
GRANT				
Reduction in Territorial Formula Financing Grant	23,000	27,876	31,200	29,173
TRANSFERS				
Transfers to Aboriginal Governments	10,100	10,100	10,100	6,575
CONTRIBUTIONS				
Contribution to NWT Heritage Fund	7,600	7,600	7,600	4,722
	40,700	45,576	48,900	40,470
NET FISCAL BENEFIT	5,300	10,176	13,447	17,876

Summary of Active Positions (Information Item)

Department	2017-2018 Main Estimates	2016-2017 Main Estimates
Legislative Assembly	41	40
Education, Culture and Employment	244	243
Environment and Natural Resources	363	364
Executive and Indigenous Affairs	103	103
Finance	356	360
Health and Social Services	180	178
Industry, Tourism and Investment	181	183
Infrastructure	580	609
Justice	453	458
Lands	145	151
Municipal and Community Affairs	97	100
	2,743	2,789
Public Agencies		
Aurora College	193	196
Business Development and Investment Corporation	15	15
Education Authorities	1,059	1,019
Health And Social Services Authorities	1,488	1,460
Liquor Revolving Fund	14	14
NWT Housing Corporation	114	116
	2,883	2,820
	5,626	5,609

	2017-2018				2016-2017			
	Full Time	Part Time	Seasonal	Total	Full Time	Part Time	Seasonal	Total
Regional Allocation								
Headquarters	1,425	12	1	1,438	1,463	11	1	1,475
North Slave	1,399	56	16	1,471	1,372	56	16	1,444
Tłı̨chǫ	248	23	3	274	239	24	3	266
South Slave	953	64	31	1,048	952	64	30	1,046
Dehcho	311	17	54	382	317	17	54	388
Sahtu	261	20	8	289	243	16	3	262
Beaufort Delta	669	31	24	724	673	31	24	728
	5,266	223	137	5,626	5,259	219	131	5,609
Community Allocation								
Headquarters	1,425	12	1	1,438	1,463	11	1	1,475
Regional Offices	3,098	121	75	3,294	3,061	119	70	3,250
Other	743	90	61	894	735	89	60	884
	5,266	223	137	5,626	5,259	219	131	5,609

Full Time and Part Time positions may be indeterminate positions with no end date of employment or for a fixed term. Regional Offices include positions located in Yellowknife Regional Offices (North Slave), Fort Smith, Hay River, Fort Simpson, Norman Wells and Inuvik.

This page intentionally left blank

**Borrowing Plan for the Government Reporting Entity
Established Borrowing Limits for the Government of the Northwest Territories**

(thousands of dollars)

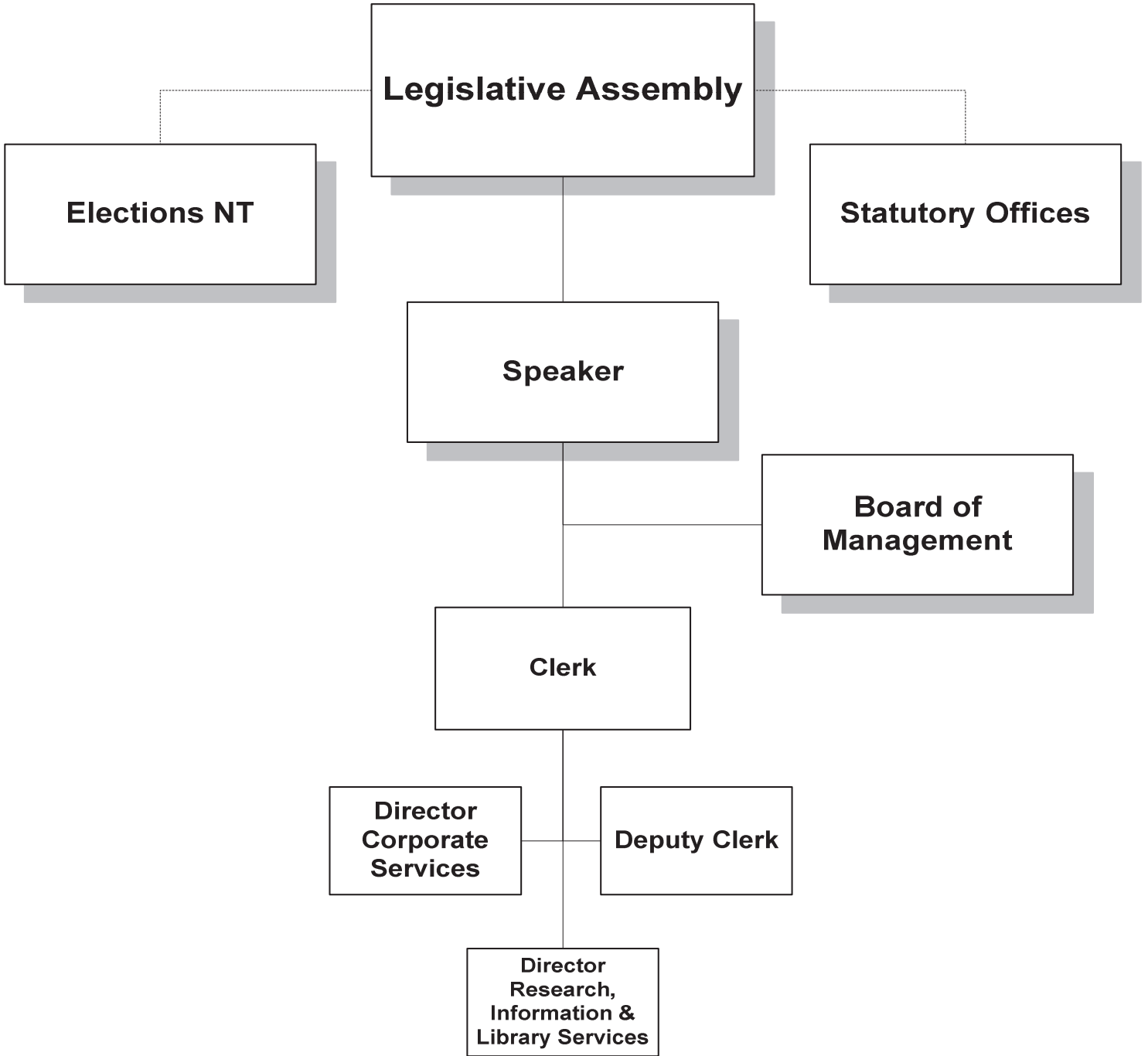
	Appropriation Act Limits		
	Estimated Balance, March 31, 2017	Estimated Balance, March 31, 2018	Contingency * Established Limits per 2017-18 Appropriation Act
GOVERNMENT OF THE NORTHWEST TERRITORIES			
Short term debt - less than 365 days	320,000	305,000	65,000
Long term debt - over 365 days:			
Real Return Bonds, June 1, 2046, 3.17%	176,295	177,562	2,000
Mackenzie Valley Fibre Optic Link, P3 debt	81,000	81,000	-
Stanton Territorial Hospital, P3 debt	80,900	133,500	5,000
Canada Mortgage and Housing Corporation Mortgage, June 2014, 3.30%	595	521	-
Capital Leases	1,835	950	500
TOTAL GOVERNMENT BORROWING	660,625	698,533	72,500
NWT HYDRO CORPORATION			
Short term debt - 365 days or less (guaranteed by GNWT)	30,000	30,000	
Long term debt - over 365 days (guaranteed by GNWT):			
Debentures, due 2025 to 2052, bearing interest between 3.82% and 6.00%	90,000	90,000	
Sinking fund debentures, due 2018 to 2016, bearing interest between 6.33% and 8.41%	10,000	10,000	
Less associated sinking fund investments	(8,749)	(9,518)	
Amortizing debentures, due between 2032 and 2040, bearing interest between 5.16% and 6.42%	56,231	54,533	
New debenture, between 4.03% and 4.13% (estimated)	60,000	58,937	
Series 1, 2 and 3 debentures, due 2015 to 2016, bearing interest between 9.11% and 10%	14,915	13,756	
Capital Leases	17,976	17,571	
TOTAL NWT HYDRO CORPORATION BORROWING	270,373	265,279	
NWT HOUSING CORPORATION			
Long term debt - over 365 days			
Canada Mortgage and Housing Corporation, 2033, 6.97%	6,401	5,847	
Mortgages due to Canada Mortgage and Housing Corporation, between 2026 and 2027, bearing interest between 2.78% and 3.38%	2,662	2,409	
Loan Guarantees	19,006	15,805	
TOTAL NWT HOUSING CORPORATION BORROWING	28,069	24,061	
OTHER PUBLIC AGENCIES			
Short term debt - 365 days or less	1,000	1,000	
Long term debt - over 365 days	1,417	663	
TOTAL OTHER PUBLIC AGENCIES	2,417	1,663	
TOTAL CONSOLIDATED BORROWING	961,484	989,536	

* Contingency amounts are based on the estimated working capital requirements during the year which can vary significantly.

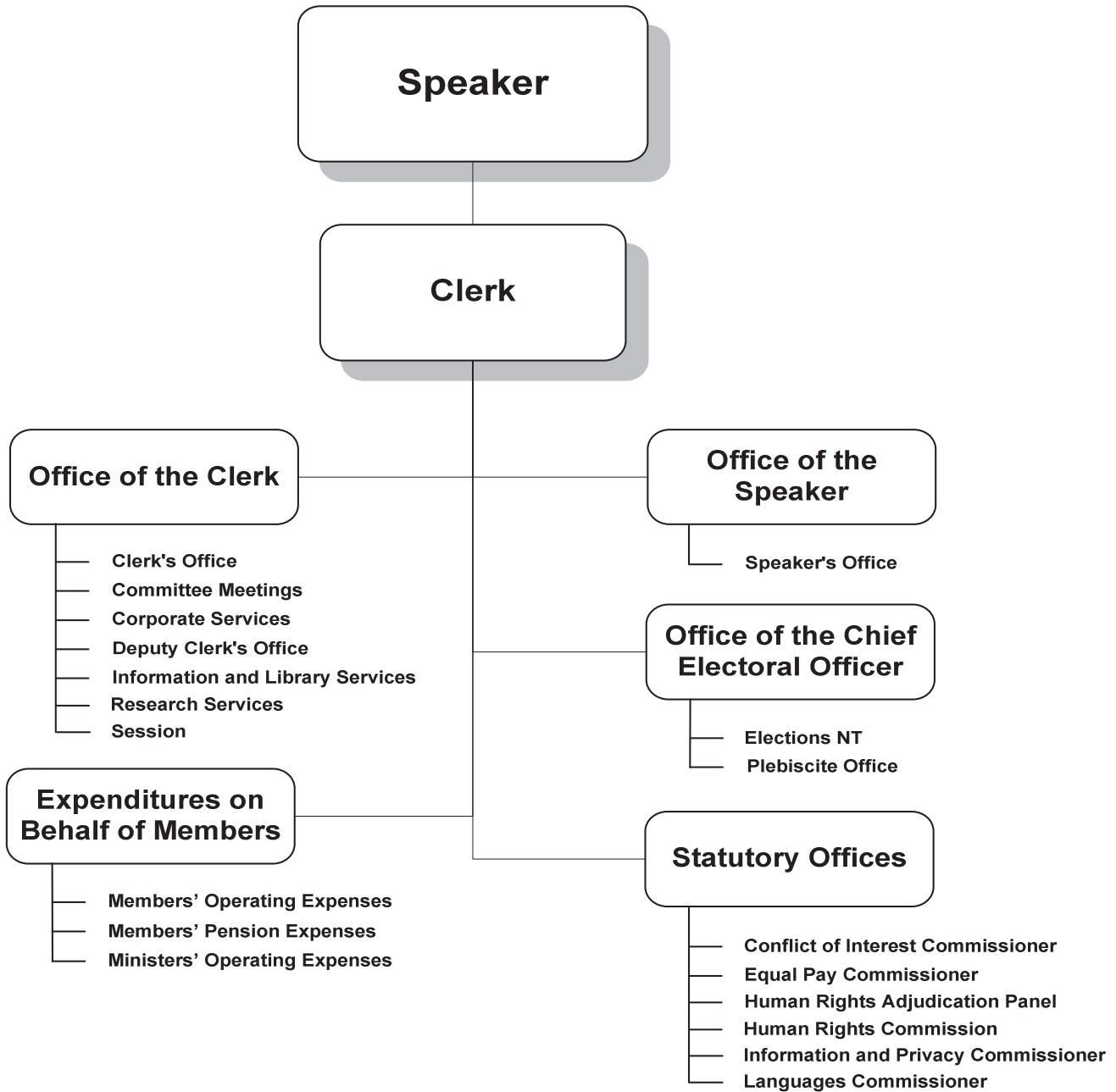
This page intentionally left blank

Legislative Assembly

**Legislative Assembly
Organizational Chart**



Legislative Assembly
Accounting Structure Chart

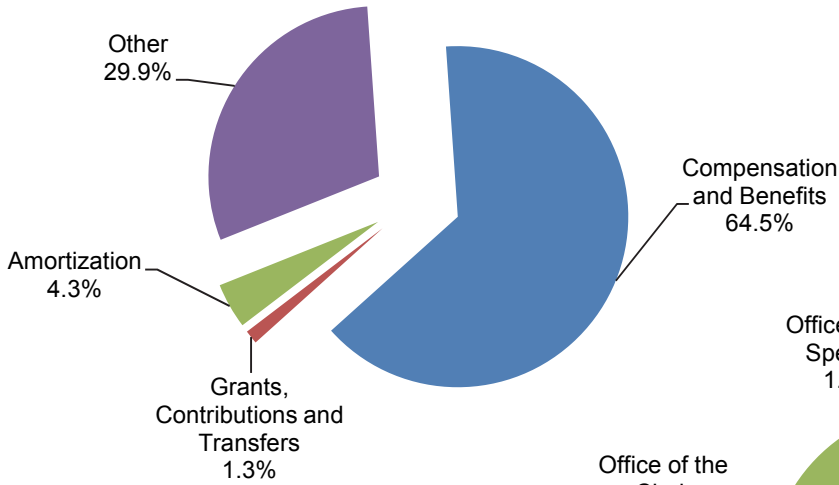


Legislative Assembly

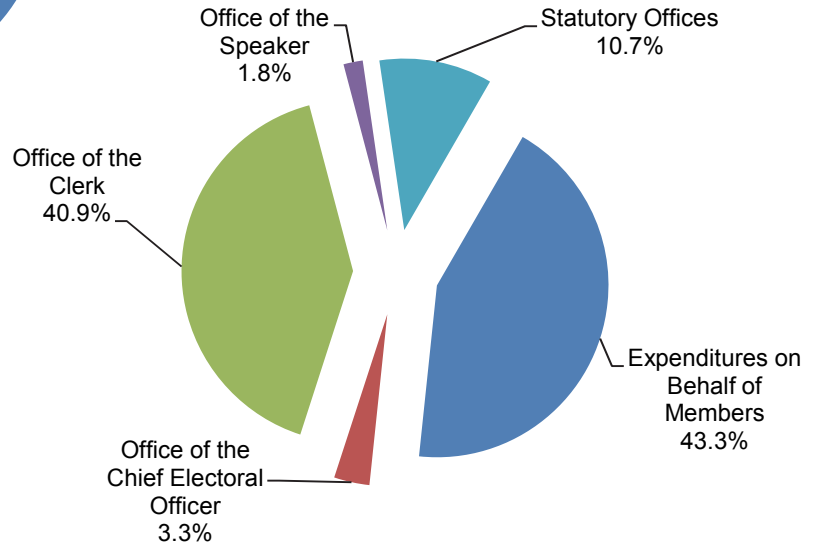
Graphs

Operations Expenditures

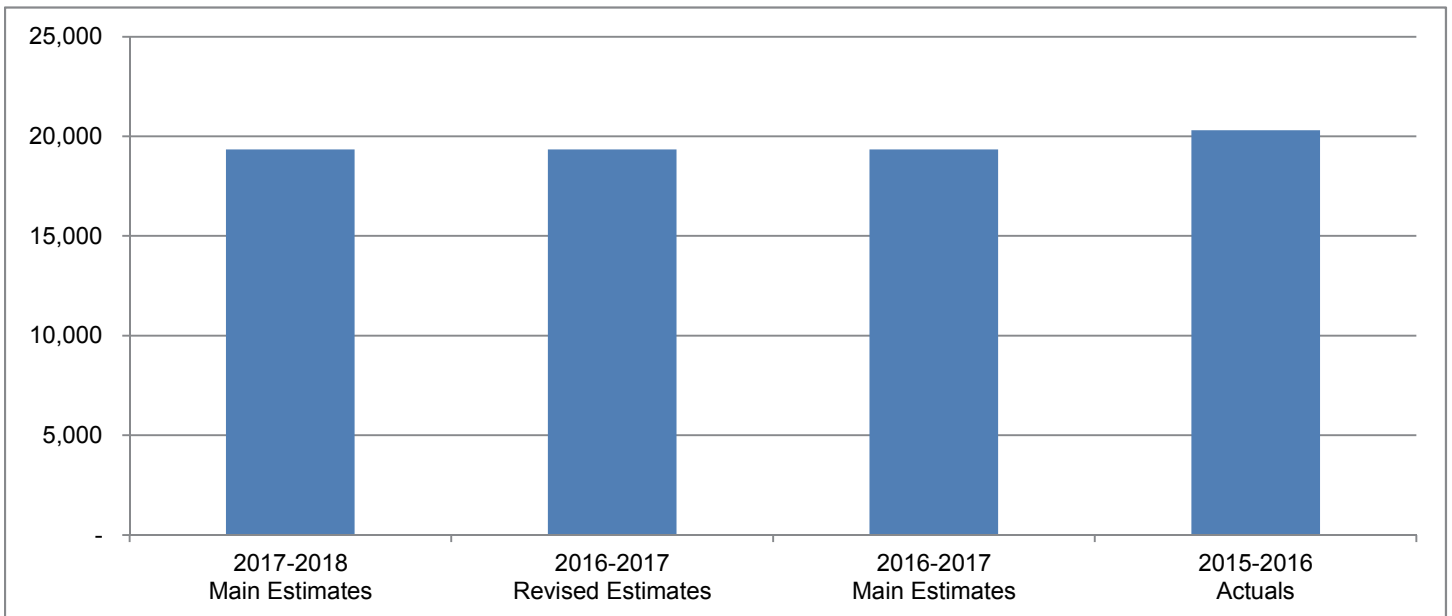
By Expenditure Category



By Activity



**Operations Expenditures Comparison
(thousands of dollars)**



Legislative Assembly

The mandate of the Legislative Assembly of the Northwest Territories is to safeguard and promote the principles of consensus government and the institution of the Legislative Assembly in order to foster an empowered and representative government that is relevant and accountable to the people of the Northwest Territories.

	(thousands of dollars)			
	2017-2018 Main Estimates	2016-2017 Revised Estimates	2016-2017 Main Estimates	2015-2016 Actuals
Activity				
Expenditures on Behalf of Members	8,379	8,379	8,379	8,603
Office of the Chief Electoral Officer	641	531	531	1,517
Office of the Clerk	7,906	8,213	8,213	8,048
Office of the Speaker	350	340	340	316
Statutory Offices	2,060	1,873	1,873	1,823
	19,336	19,336	19,336	20,307
Expenditure Category				
Compensation and Benefits	12,462	12,217	12,217	13,144
Grants, Contributions and Transfers	250	239	250	221
Amortization	837	810	810	804
Chargebacks	363	343	343	329
Computer Hardware and Software	69	54	54	88
Contract Services	2,662	2,938	2,927	3,000
Controllable Assets	120	115	115	161
Fees and Payments	294	294	294	352
Materials and Supplies	360	360	360	365
Purchased Services	702	733	733	715
Travel	871	887	887	811
Utilities	346	346	346	317
	19,336	19,336	19,336	20,307
Total Revenues	154	175	175	3,735
Total Active Positions	41	-	40	-
Infrastructure Investment	-	318	200	234

Legislative Assembly

Revenue Summary

(Information Item)

(thousands of dollars)

	2017-2018 Main Estimates	2016-2017 Revised Estimates	2016-2017 Main Estimates	2015-2016 Actuals
Transfer Payments				
Information and Privacy Commissioner - Nunavut	149	149	149	101
General				
<i>Regulatory Revenue</i>				
Fees	-	15	15	11
Fines	-	-	-	10
<i>Investment Income</i>				
Gain on Investments	-	-	-	3,593
<i>Service and Miscellaneous</i>				
Publications	-	1	1	-
Concessions	-	5	5	9
Merchandise	5	5	5	1
Asset Sales	-	-	-	10
	154	175	175	3,735

Legislative Assembly
Active Position Summary

(Information Item)

	2017-2018				2016-2017			
	Full Time	Part Time	Seasonal	Total	Full Time	Part Time	Seasonal	Total
Activity								
Expenditures on Behalf of Members	-	-	-	-	-	-	-	-
Office of the Chief Electoral Officer	2	-	-	2	2	-	-	2
Office of the Clerk	28	1	1	30	27	1	1	29
Office of the Speaker	1	-	-	1	1	-	-	1
Statutory Offices	7	1	-	8	6	2	-	8
	38	2	1	41	36	3	1	40
Regional Allocation								
Headquarters	38	2	1	41	36	3	1	40
North Slave	-	-	-	-	-	-	-	-
Tłı̄chǫ	-	-	-	-	-	-	-	-
South Slave	-	-	-	-	-	-	-	-
Dehcho	-	-	-	-	-	-	-	-
Sahtu	-	-	-	-	-	-	-	-
Beaufort Delta	-	-	-	-	-	-	-	-
	38	2	1	41	36	3	1	40
Community Allocation								
Headquarters	38	2	1	41	36	3	1	40
Regional Offices	-	-	-	-	-	-	-	-
Other	-	-	-	-	-	-	-	-
	38	2	1	41	36	3	1	40

Full Time and Part Time positions may be indeterminate positions with no end date of employment or for a fixed term. Regional Offices include positions located in Yellowknife Regional Offices (North Slave), Fort Smith, Hay River, Fort Simpson, Norman Wells and Inuvik.

Legislative Assembly

Expenditures on Behalf of Members

Activity Description

This activity is comprised of indemnities, benefits, expenses, allowances and pension administration expenditures to be made on behalf of Members. It also includes expenditures that will be made for Ministers' indemnities, allowances and benefits.

Legislative Assembly

Expenditures on Behalf of Members

Operations Expenditure Summary

(thousands of dollars)

	2017-2018 Main Estimates	2016-2017 Revised Estimates	2016-2017 Main Estimates	2015-2016 Actuals
Program Detail				
Members' Operating Expenses	4,762	4,737	4,737	5,308
Members' Pension Expenses	3,111	3,111	3,111	2,746
Ministers' Operating Expenses	506	531	531	549
	8,379	8,379	8,379	8,603
Expenditure Category				
Compensation and Benefits	6,720	6,720	6,720	7,081
Computer Hardware and Software	30	30	30	20
Contract Services	686	661	661	638
Controllable Assets	10	10	10	91
Fees and Payments	221	221	221	223
Materials and Supplies	185	185	185	98
Purchased Services	259	259	259	203
Travel	268	293	293	249
	8,379	8,379	8,379	8,603

Legislative Assembly

Office of the Chief Electoral Officer

Activity Description

This activity is for expenditures to be made on behalf of the Office of the Chief Electoral Officer to administer territorial general elections, by-elections, and plebiscites and to assist the work of an Electoral Boundaries Commission, when one is convened.

Legislative Assembly
Office of the Chief Electoral Officer
Operations Expenditure Summary

(thousands of dollars)

	2017-2018 Main Estimates	2016-2017 Revised Estimates	2016-2017 Main Estimates	2015-2016 Actuals
Program Detail				
Elections NT	641	531	531	1,517
Expenditure Category				
Compensation and Benefits	423	423	423	956
Computer Hardware and Software	-	-	-	13
Contract Services	175	50	50	228
Controllable Assets	-	-	-	1
Fees and Payments	5	5	5	82
Materials and Supplies	10	10	10	67
Purchased Services	16	31	31	76
Travel	12	12	12	94
	641	531	531	1,517

Legislative Assembly

Office of the Chief Electoral Officer

Active Positions (Information Item)

	2017-2018				2016-2017			
	Full Time	Part Time	Seasonal	Total	Full Time	Part Time	Seasonal	Total
Regional Allocation								
Headquarters	2	-	-	2	2	-	-	2
North Slave	-	-	-	-	-	-	-	-
Tłı̄chǫ	-	-	-	-	-	-	-	-
South Slave	-	-	-	-	-	-	-	-
Dehcho	-	-	-	-	-	-	-	-
Sahtu	-	-	-	-	-	-	-	-
Beaufort Delta	-	-	-	-	-	-	-	-
	2	-	-	2	2	-	-	2
Community Allocation								
Headquarters	2	-	-	2	2	-	-	2
Regional Offices	-	-	-	-	-	-	-	-
Other	-	-	-	-	-	-	-	-
	2	-	-	2	2	-	-	2

Full Time and Part Time positions may be indeterminate positions with no end date of employment or for a fixed term. Regional Offices include positions located in Yellowknife Regional Offices (North Slave), Fort Smith, Hay River, Fort Simpson, Norman Wells and Inuvik.

Legislative Assembly

Office of the Clerk

Activity Description

This activity is for expenditures to be made on behalf of the Office of the Clerk for providing advice and support to the Speaker and Members on procedural and administrative matters, providing public affairs support and services, financial and human resource management, facilities management, research services, information and reference services through the Legislative and Branch Libraries, administration of session and the provision of Hansard services, and administration of all standing and special committees of the Legislative Assembly.

Legislative Assembly
Office of the Clerk
Operations Expenditure Summary

(thousands of dollars)

	2017-2018 Main Estimates	2016-2017 Revised Estimates	2016-2017 Main Estimates	2015-2016 Actuals
Program Detail				
Clerk's Office	1,974	1,778	1,778	1,804
Committee Meetings	465	440	440	443
Corporate Services	2,911	3,350	3,350	2,982
Deputy Clerk's Office	631	680	680	729
Research, Information and Library Services	1,158	1,156	1,156	1,199
Session	767	809	809	891
	7,906	8,213	8,213	8,048
Expenditure Category				
Compensation and Benefits	4,186	4,006	4,006	4,069
Amortization	837	810	810	804
Chargebacks	363	343	343	329
Computer Hardware and Software	33	18	18	41
Contract Services	1,153	1,690	1,690	1,517
Controllable Assets	110	105	105	63
Fees and Payments	54	54	54	38
Materials and Supplies	118	118	118	162
Purchased Services	314	335	335	349
Travel	392	388	388	359
Utilities	346	346	346	317
	7,906	8,213	8,213	8,048

Legislative Assembly

Office of the Clerk

Active Positions (Information Item)

	2017-2018				2016-2017			
	Full Time	Part Time	Seasonal	Total	Full Time	Part Time	Seasonal	Total
Regional Allocation								
Headquarters	28	1	1	30	27	1	1	29
North Slave	-	-	-	-	-	-	-	-
Tłıchǫ	-	-	-	-	-	-	-	-
South Slave	-	-	-	-	-	-	-	-
Dehcho	-	-	-	-	-	-	-	-
Sahtu	-	-	-	-	-	-	-	-
Beaufort Delta	-	-	-	-	-	-	-	-
	28	1	1	30	27	1	1	29
Community Allocation								
Headquarters	28	1	1	30	27	1	1	29
Regional Offices	-	-	-	-	-	-	-	-
Other	-	-	-	-	-	-	-	-
	28	1	1	30	27	1	1	29

Full Time and Part Time positions may be indeterminate positions with no end date of employment or for a fixed term. Regional Offices include positions located in Yellowknife Regional Offices (North Slave), Fort Smith, Hay River, Fort Simpson, Norman Wells and Inuvik.

Legislative Assembly

Office of the Speaker

Activity Description

This activity is for expenditures to be made on behalf of the Office of the Speaker to preside over proceedings in the House and enforce the Rules of the Legislative Assembly, develop policies on the overall control and operation of the Office of the Legislative Assembly, and officially represent the Legislative Assembly at provincial/territorial, federal and international functions.

Legislative Assembly
Office of the Speaker
Operations Expenditure Summary

(thousands of dollars)

	2017-2018 Main Estimates	2016-2017 Revised Estimates	2016-2017 Main Estimates	2015-2016 Actuals
Program Detail				
Speaker's Office	350	340	340	316
Expenditure Category				
Compensation and Benefits	148	148	148	148
Contract Services	33	33	33	32
Controllable Assets	-	-	-	4
Fees and Payments	-	-	-	1
Materials and Supplies	8	8	8	14
Purchased Services	18	13	13	27
Travel	143	138	138	90
	350	340	340	316

Legislative Assembly

Office of the Speaker

Active Positions (Information Item)

	2017-2018				2016-2017			
	Full Time	Part Time	Seasonal	Total	Full Time	Part Time	Seasonal	Total
Regional Allocation								
Headquarters	1	-	-	1	1	-	-	1
North Slave	-	-	-	-	-	-	-	-
Tłıchǫ	-	-	-	-	-	-	-	-
South Slave	-	-	-	-	-	-	-	-
Dehcho	-	-	-	-	-	-	-	-
Sahtu	-	-	-	-	-	-	-	-
Beaufort Delta	-	-	-	-	-	-	-	-
	1	-	-	1	1	-	-	1
Community Allocation								
Headquarters	1	-	-	1	1	-	-	1
Regional Offices	-	-	-	-	-	-	-	-
Other	-	-	-	-	-	-	-	-
	1	-	-	1	1	-	-	1

Full Time and Part Time positions may be indeterminate positions with no end date of employment or for a fixed term. Regional Offices include positions located in Yellowknife Regional Offices (North Slave), Fort Smith, Hay River, Fort Simpson, Norman Wells and Inuvik.

Legislative Assembly

Statutory Offices

Activity Description

This activity is for expenditures to be made on behalf of the independent operations of the following Statutory Officers: Languages Commissioner, Information and Privacy Commissioner, Conflict of Interest Commissioner, Equal Pay Commissioner, Human Rights Commission and the Human Rights Adjudication Panel.

Legislative Assembly
Statutory Offices
Operations Expenditure Summary

(thousands of dollars)

	2017-2018 Main Estimates	2016-2017 Revised Estimates	2016-2017 Main Estimates	2015-2016 Actuals
Program Detail				
Conflict of Interest Commissioner	60	60	60	57
Equal Pay Commissioner	10	10	10	2
Human Rights Adjudication Panel	367	256	245	305
Human Rights Commission				
Director, Human Rights Commission	955	890	890	888
Commission members and related costs	250	239	250	221
Information and Privacy Commissioner	263	263	263	217
Languages Commissioner	155	155	155	133
	2,060	1,873	1,873	1,823
Expenditure Category				
Compensation and Benefits	985	920	920	890
Grants, Contributions and Transfers	250	239	250	221
Computer Hardware and Software	6	6	6	14
Contract Services	615	504	493	585
Controllable Assets	-	-	-	2
Fees and Payments	14	14	14	8
Materials and Supplies	39	39	39	24
Purchased Services	95	95	95	60
Travel	56	56	56	19
	2,060	1,873	1,873	1,823

Legislative Assembly

Statutory Offices

Grants, Contributions and Transfers

(thousands of dollars)

	2017-2018 Main Estimates	2016-2017 Revised Estimates	2016-2017 Main Estimates	2015-2016 Actuals
Contributions				
Human Rights Commission Funding	250	239	250	221

Descriptions of Contributions

Human Rights Commission Funding (250) - The Northwest Territories Human Rights Commission is mandated to promote human rights, conduct public information / education programs and may provide advice to the Legislative Assembly.

Legislative Assembly

Statutory Offices

Active Positions (Information Item)

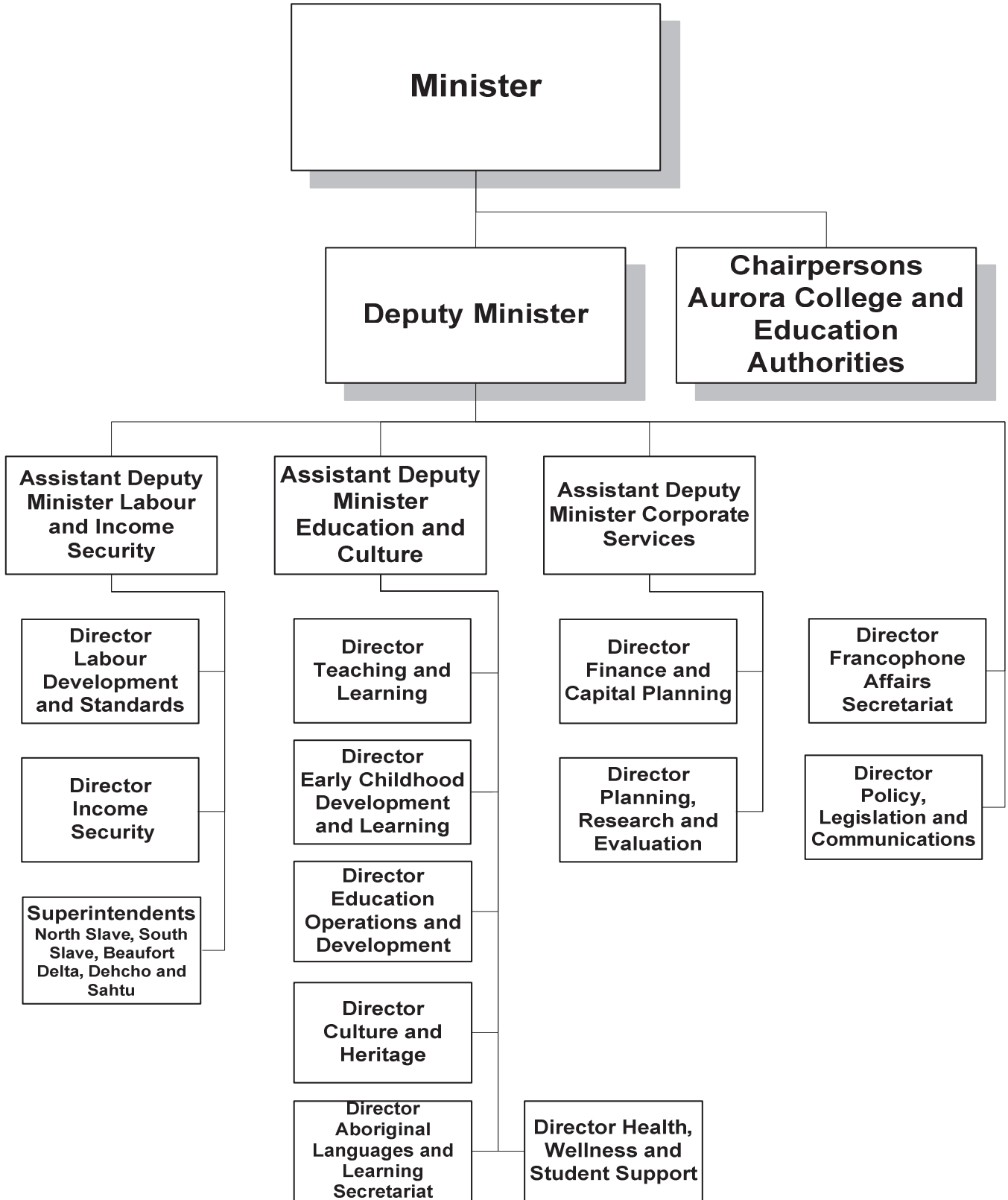
	2017-2018				2016-2017			
	Full Time	Part Time	Seasonal	Total	Full Time	Part Time	Seasonal	Total
Regional Allocation								
Headquarters	7	1	-	8	6	2	-	8
North Slave	-	-	-	-	-	-	-	-
Tłıchǫ	-	-	-	-	-	-	-	-
South Slave	-	-	-	-	-	-	-	-
Dehcho	-	-	-	-	-	-	-	-
Sahtu	-	-	-	-	-	-	-	-
Beaufort Delta	-	-	-	-	-	-	-	-
	7	1	-	8	6	2	-	8
Community Allocation								
Headquarters	7	1	-	8	6	2	-	8
Regional Offices	-	-	-	-	-	-	-	-
Other	-	-	-	-	-	-	-	-
	7	1	-	8	6	2	-	8

Full Time and Part Time positions may be indeterminate positions with no end date of employment or for a fixed term. Regional Offices include positions located in Yellowknife Regional Offices (North Slave), Fort Smith, Hay River, Fort Simpson, Norman Wells and Inuvik.

Education, Culture and Employment

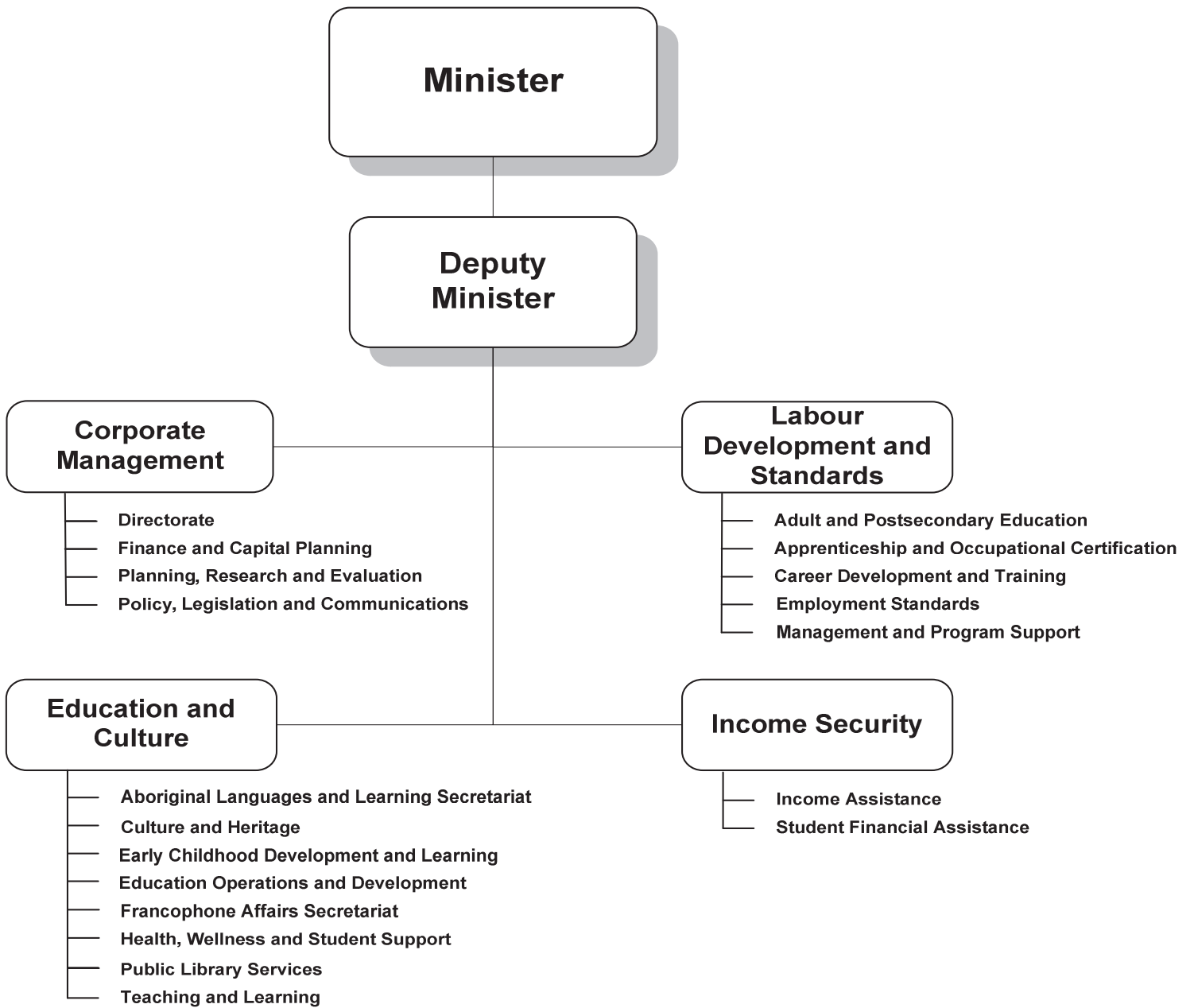
Education, Culture and Employment

Organizational Chart



Education, Culture and Employment

Accounting Structure Chart

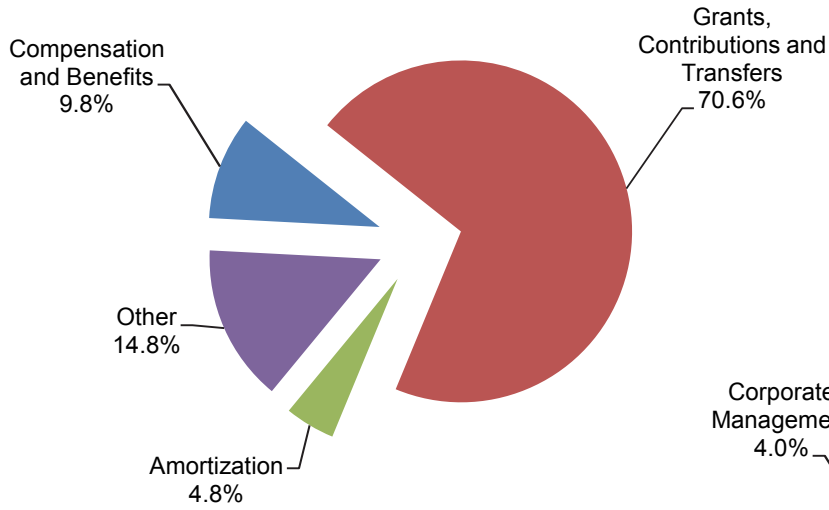


Education, Culture and Employment

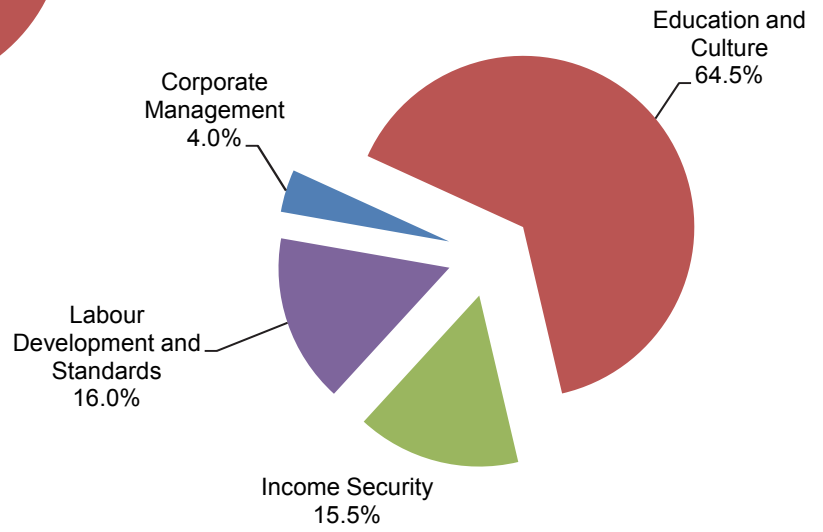
Graphs

Operations Expenditures

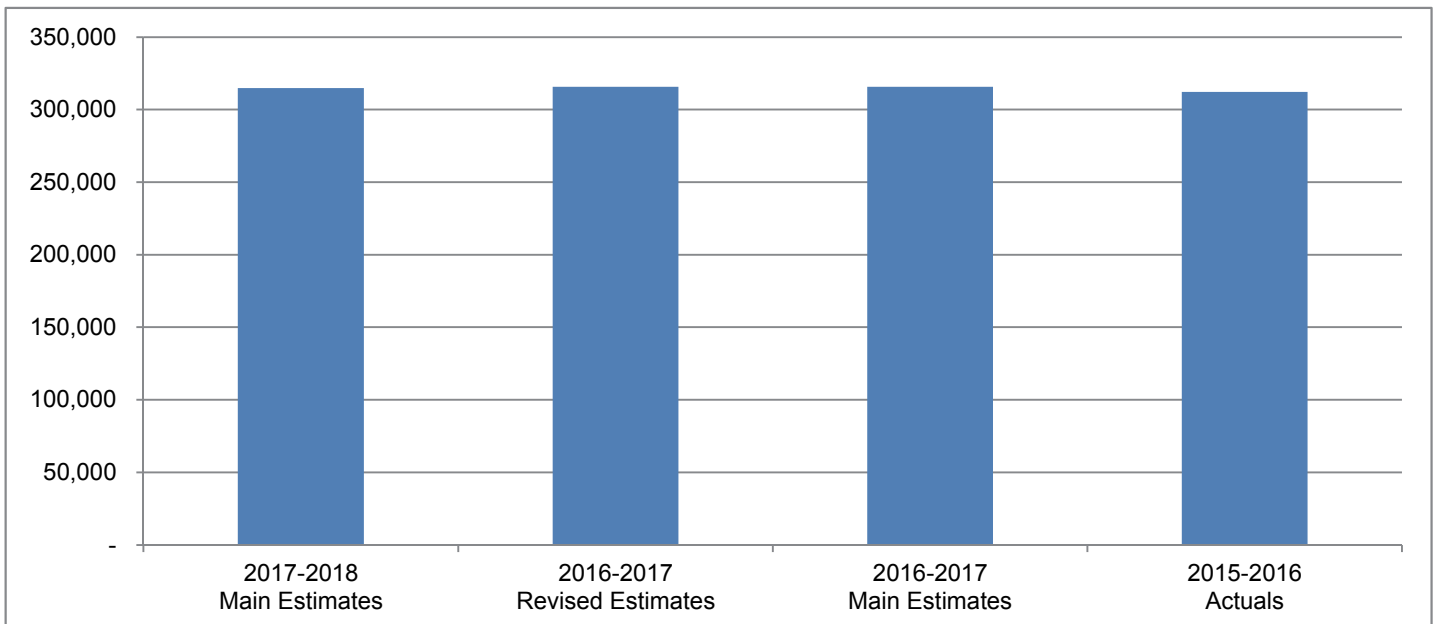
By Expenditure Category



By Activity



Operations Expenditures Comparison (thousands of dollars)



Education, Culture and Employment

The mandate of the Department of Education, Culture and Employment is to provide the residents of the Northwest Territories with access to quality programs, services and support to assist them in making informed and productive choices for themselves and their families with regard to education, training, careers, employment and labour, child development, languages, culture and heritage.

	(thousands of dollars)			
	2017-2018 Main Estimates	2016-2017 Revised Estimates	2016-2017 Main Estimates	2015-2016 Actuals
Activity				
Corporate Management	12,671	12,587	12,557	13,909
Education and Culture	203,195	206,717	206,747	202,947
Income Security	48,766	47,578	47,578	46,667
Labour Development and Standards	50,247	48,966	48,966	48,663
	314,879	315,848	315,848	312,186
Expenditure Category				
Compensation and Benefits	30,980	31,448	31,188	34,161
Grants, Contributions and Transfers	222,228	222,316	223,612	218,661
Amortization	14,945	18,480	18,480	17,285
Chargebacks	4,047	3,935	3,905	4,015
Computer Hardware and Software	549	552	556	690
Contract Services	9,248	9,059	8,419	4,999
Controllable Assets	4	129	134	140
Fees and Payments	25,022	22,259	22,247	23,493
Interest	65	89	89	110
Materials and Supplies	985	1,136	1,191	1,376
Purchased Services	832	832	831	1,656
Travel	1,740	1,379	962	1,785
Utilities	1,815	1,815	1,815	1,441
Valuation Allowances	2,419	2,419	2,419	2,374
	314,879	315,848	315,848	312,186
Total Revenues	13,402	10,210	10,370	12,622
Total Active Positions	244		243	
Infrastructure Investment	23,611	13,204	8,299	6,149

Education, Culture and Employment

Revenue Summary

(Information Item)

(thousands of dollars)

	2017-2018 Main Estimates	2016-2017 Revised Estimates	2016-2017 Main Estimates	2015-2016 Actuals
Transfer Payments				
Canada Student Loans Program	1,874	1,874	1,874	1,875
Canada NWT Cooperation Agreement for French and Aboriginal Languages	3,800	3,800	3,800	6,356
Canada NWT Cooperation Agreement for Minority- Language Education and Second-Language Instruction - French	2,588	2,588	2,588	2,442
Canada NWT Cooperation Agreement for Labour Market Agreement for Persons with Disabilities	600	600	600	422
Capital Transfers	4,079	100	-	-
Canada NWT Cooperation Agreement for Museum Assistance Program (MAP)	37	27	-	-
	12,978	8,989	8,862	11,095
General				
<i>Regulatory Revenues</i>				
Teacher Certification Fees	9	11	11	9
Apprenticeship Fees	10	10	10	10
Other Fees	8	8	8	17
<i>Investment Income</i>				
Student Loan Fund Interest	325	325	325	366
<i>Lease</i>				
Museum Café (rent)	46	46	46	63
<i>Program</i>				
Care and Storage of Government of Nunavut Museum and Archive Collection	-	795	1,082	1,062
<i>Service and Miscellaneous</i>				
	26	26	26	-
	424	1,221	1,508	1,527
	13,402	10,210	10,370	12,622

Education, Culture and Employment

Active Position Summary

(Information Item)

	2017-2018				2016-2017			
	Full Time	Part Time	Seasonal	Total	Full Time	Part Time	Seasonal	Total
Activity								
Corporate Management	43	-	-	43	44	-	-	44
Education and Culture	91	9	-	100	89	9	-	98
Income Security	52	4	-	56	52	4	-	56
Labour Development and Standards	45	-	-	45	45	-	-	45
	231	13	-	244	230	13	-	243
Regional Allocation								
Headquarters	150	3	-	153	149	3	-	152
North Slave	17	2	-	19	17	2	-	19
Tłıchǫ	3	-	-	3	3	-	-	3
South Slave	28	4	-	32	28	4	-	32
Dehcho	8	1	-	9	8	1	-	9
Sahtu	7	1	-	8	7	1	-	8
Beaufort Delta	18	2	-	20	18	2	-	20
	231	13	-	244	230	13	-	243
Community Allocation								
Headquarters	150	3	-	153	149	3	-	152
Regional Offices	73	6	-	79	73	6	-	79
Other	8	4	-	12	8	4	-	12
	231	13	-	244	230	13	-	243

Full Time and Part Time positions may be indeterminate positions with no end date of employment or for a fixed term. Regional Offices include positions located in Yellowknife Regional Offices (North Slave), Fort Smith, Hay River, Fort Simpson, Norman Wells and Inuvik.

Education, Culture and Employment

Corporate Management

Activity Description

The Corporate Management activity provides leadership, management and planning for the Department as well as its Education Authorities. This includes the development of broad policy and legislative initiatives; strategic financial planning, financial management and corporate program support; the development, design and planning of capital and technology projects; oversight of a comprehensive framework for evaluating programs, setting and monitoring performance measurements and targets; and managing an integrated risk-management strategy. Corporate Management consists of the following divisions:

Directorate

Finance and Capital Planning

Planning, Research and Evaluation

Policy, Legislation and Communications

Education, Culture and Employment

Corporate Management

Operations Expenditure Summary

(thousands of dollars)

	2017-2018 Main Estimates	2016-2017 Revised Estimates	2016-2017 Main Estimates	2015-2016 Actuals
Program Detail				
Directorate	1,628	1,632	1,632	3,276
Finance and Capital Planning	1,963	1,972	1,972	1,950
Planning, Research and Evaluation	7,705	7,603	7,573	7,324
Policy, Legislation and Communications	1,375	1,380	1,380	1,359
	12,671	12,587	12,557	13,909
Expenditure Category				
Compensation and Benefits	6,665	6,665	6,665	8,267
Chargebacks	4,047	3,935	3,905	4,015
Computer Hardware and Software	518	518	518	544
Contract Services	887	887	887	545
Controllable Assets	2	2	2	10
Fees and Payments	225	225	225	98
Materials and Supplies	71	77	77	59
Purchased Services	190	200	200	197
Travel	66	78	78	174
	12,671	12,587	12,557	13,909

Education, Culture and Employment

Corporate Management

Active Positions (Information Item)

	2017-2018				2016-2017			
	Full Time	Part Time	Seasonal	Total	Full Time	Part Time	Seasonal	Total
Regional Allocation								
Headquarters	43	-	-	43	44	-	-	44
North Slave	-	-	-	-	-	-	-	-
Tłı̨chǫ	-	-	-	-	-	-	-	-
South Slave	-	-	-	-	-	-	-	-
Dehcho	-	-	-	-	-	-	-	-
Sahtu	-	-	-	-	-	-	-	-
Beaufort Delta	-	-	-	-	-	-	-	-
	43	-	-	43	44	-	-	44
Community Allocation								
Headquarters	43	-	-	43	44	-	-	44
Regional Offices	-	-	-	-	-	-	-	-
Other	-	-	-	-	-	-	-	-
	43	-	-	43	44	-	-	44

Full Time and Part Time positions may be indeterminate positions with no end date of employment or for a fixed term. Regional Offices include positions located in Yellowknife Regional Offices (North Slave), Fort Smith, Hay River, Fort Simpson, Norman Wells and Inuvik.

Education, Culture and Employment

Education and Culture

Activity Description

The Education and Culture division is responsible for the planning, development, maintenance and continuous improvement of the Junior Kindergarten through Grade 12 school system, early childhood, culture and heritage programs, and public library services in the Northwest Territories (NWT). This includes activities such as the development and implementation of curriculum standards, licensing of early childhood programming, development, implementation and monitoring of Ministerial directives for divisional education councils, teacher, principal and instructor certification and the implementation of accountability mechanisms. Finally, the activity is responsible for the protection and promotion of all official languages in the NWT. Education and Culture consists of the following divisions:

- Aboriginal Languages and Learning Secretariat
- Culture and Heritage
- Early Childhood Development and Learning
- Education Operations and Development
- Francophone Affairs Secretariat
- Health, Wellness and Student Support
- Public Library Services
- Teaching and Learning

Education, Culture and Employment

Education and Culture

Operations Expenditure Summary

(thousands of dollars)

	2017-2018 Main Estimates	2016-2017 Revised Estimates	2016-2017 Main Estimates	2015-2016 Actuals
Program Detail				
Aboriginal Languages and Learning Secretariat				
Aboriginal Language and Culture Based Education	9,161	9,130	9,130	9,115
Aboriginal Languages and Learning Secretariat	6,705	6,712	6,724	6,607
Culture and Heritage	5,850	7,072	7,084	6,982
Early Childhood Development and Learning	8,911	8,959	8,911	8,369
Education Operations and Development				
Education Operations and Development	2,114	2,119	2,131	2,127
NWTTA Professional Improvement	2,019	2,019	2,019	1,748
Schools	126,547	128,936	129,550	127,165
Francophone Affairs Secretariat	2,155	2,078	2,078	2,033
Health, Wellness and Student Support				
Health, Wellness and Student Support	3,053	2,012	1,270	1,270
Inclusive Schooling	25,411	26,427	27,199	26,824
Public Library Services	1,888	1,964	1,964	2,048
Teaching and Learning				
Minority Language Education and Instruction	2,600	2,600	2,600	2,737
Teaching and Learning	6,781	6,689	6,087	5,922
	203,195	206,717	206,747	202,947
Expenditure Category				
Compensation and Benefits	11,744	11,994	11,734	12,507
Grants, Contributions and Transfers	171,001	171,022	172,408	170,242
Amortization	12,198	15,771	15,771	14,821
Computer Hardware and Software	21	24	28	133
Contract Services	5,636	5,497	4,816	1,565
Controllable Assets	2	127	132	115
Fees and Payments	239	204	192	739
Materials and Supplies	672	798	844	1,036
Purchased Services	393	376	360	818
Travel	1,289	904	462	966
Valuation Allowances	-	-	-	5
	203,195	206,717	206,747	202,947

Education, Culture and Employment

Education and Culture

Grants, Contributions and Transfers

(thousands of dollars)

	2017-2018 Main Estimates	2016-2017 Revised Estimates	2016-2017 Main Estimates	2015-2016 Actuals
Grants				
Community Broadcasting Grants	52	52	52	36
Cultural Projects	-	-	-	5
Early Childhood Worker Grant Program	890	890	890	872
NWT Arts Council	500	500	500	449
Support to Northern Performers	101	101	101	185
	1,543	1,543	1,543	1,547
Contributions				
Aboriginal Languages	4,739	4,739	4,739	4,751
Aboriginal Languages Broadcasting	878	878	878	877
Arts Organizations Operating Funding	460	460	460	-
Community Library Services	763	763	763	763
Contributions - Various	-	-	-	50
Cultural Component of Sports Events	-	-	-	50
Cultural Organizations	424	424	424	498
Early Childhood Intervention Program	1,000	500	500	-
Early Childhood Program	4,815	4,260	4,260	4,073
Education Authority Contributions	149,918	149,939	151,325	148,967
Francophone Affairs	77	77	77	124
Healthy Children Initiative	-	1,055	1,055	1,931
Healthy Food for Children and Youth	650	650	650	650
Heritage Centres	491	491	491	610
Literacy Funding	685	685	685	685
Minority-Language Education and Second-Language Instruction: French	2,539	2,539	2,539	2,667
Northern Arts Programs	-	-	-	251
NWTTA Professional Development Fund	2,019	2,019	2,019	1,748
	169,458	169,479	170,865	168,695
Total Grants and Contributions	171,001	171,022	172,408	170,242

Descriptions of Grants and Contributions

Community Broadcasting Grants (52) - Financial assistance for community-based radio and television stations.

Cultural Projects - Contributions for the promotion and preservation of cultural identity and the enhancement of traditional cultures in the NWT.

Early Childhood Worker Grant Program (890) - Grants for early childhood learning and childcare workers.

Education, Culture and Employment

Education and Culture

Grants, Contributions and Transfers

NWT Arts Council (500) - Grants to artists and cultural groups to support and encourage creative artistic projects in the visual, literary, performing and new media arts in the NWT.

Support to Northern Performers (101) - Grants to performing artists, festival organizations and events, community governments and band councils for the promotion of performing arts in NWT communities.

Aboriginal Languages (4,739) - Contributions are provided to Official Aboriginal Language communities to support the preservation, maintenance, enhancement and revitalization of their languages, and for Language Nests and other community-based literacy programs.

Aboriginal Languages Broadcasting (878) - Contributions provided to Aboriginal Broadcasting organizations to ensure production and distribution of radio and television programming and press releases in the Official Aboriginal Languages of the NWT.

Arts Organization Operating Funding (460) - Contributions to provide ongoing operational support to established arts organizations and large cultural events and festivals in the Northwest Territories.

Community Library Services (763) - Contributions towards the administrative and operational expenses of locally operated libraries.

Contributions - Various - Funding in support of Education and Culture.

Cultural Component of Sports Events - Contribution to host societies of various sports events. The funding is used to promote northern arts and culture and support artists' participation at the event.

Cultural Organizations (424) - Contributions for the administration and operation of organizations that develop and promote the arts and cultures of the NWT.

Early Childhood Intervention Program (1,000) - Contributions to target the needs of children at risk for, or already demonstrating development delays/congenital challenges.

Early Childhood Program (4,815) - Contributions for early learning and child care programs, family day homes and family literacy programs.

Education Authority Contributions (149,918) - Annual operations and maintenance contributions to the education authorities for the operation of school programs. Enrolment-based formulae are used to determine the majority of payments.

Francophone Affairs (77) - Under the Canada-NWT Cooperation Agreement for French and Aboriginal Languages, contributions are provided to the French language community and Workers' Safety and Compensation Commission.

Healthy Children Initiative - Contributions to communities to provide integrated early intervention services.

Healthy Food for Children and Youth (650) - Contributions provided to schools for the purchase of healthy and nutritious food to support breakfast, snack or lunch programs.

Education, Culture and Employment

Education and Culture

Grants, Contributions and Transfers

Heritage Centres (491) - Contributions to registered and emerging Heritage Centres for the operation of community-based facilities that acquire, preserve, and exhibit information, objects, artifacts and works of art portraying the heritage of the NWT.

Literacy Funding (685) - Funding to organizations to deliver literacy programs.

Minority-Language Education and Second-Language Instruction: French (2,539) - Contributions are provided under a funding agreement with Canadian Heritage to meet additional costs associated with the development and delivery of instruction in French for Kindergarten to grade 12 school programs and the development of French postsecondary offerings in the NWT.

Northern Arts Programs - Contributions provided for Northern Theatre Arts, Northern Literary Arts, Northern Film and Media Arts and Arts Mentorships.

NWTTA Professional Development Fund (2,019) - Contribution to the NWT Teachers' Association (NWTTA) for the professional development of teachers as per the NWTTA Collective Agreement.

Education, Culture and Employment

Education and Culture

Active Positions (Information Item)

	2017-2018				2016-2017			
	Full Time	Part Time	Seasonal	Total	Full Time	Part Time	Seasonal	Total
Regional Allocation								
Headquarters	74	3	-	77	72	3	-	75
North Slave	2	2	-	4	2	2	-	4
Tłı̨chǫ	-	-	-	-	-	-	-	-
South Slave	12	3	-	15	12	3	-	15
Dehcho	-	1	-	1	-	1	-	1
Sahtu	1	-	-	1	1	-	-	1
Beaufort Delta	2	-	-	2	2	-	-	2
	91	9	-	100	89	9	-	98
Community Allocation								
Headquarters	74	3	-	77	72	3	-	75
Regional Offices	17	6	-	23	17	6	-	23
Other	-	-	-	-	-	-	-	-
	91	9	-	100	89	9	-	98

Full Time and Part Time positions may be indeterminate positions with no end date of employment or for a fixed term. Regional Offices include positions located in Yellowknife Regional Offices (North Slave), Fort Smith, Hay River, Fort Simpson, Norman Wells and Inuvik.

Education, Culture and Employment

Income Security

Activity Description

The Income Security activity develops policy, plans and provides training, information, financial and auditing functions for the delivery of Income Security programs by regional offices in line with relevant legislation and regulations. Income Security includes the following divisions and programs:

Income Assistance

- Senior Home Heating Subsidy

- Senior Citizens Supplementary Benefit

- NWT Child Benefit

- Student Financial Assistance

Supports are provided at headquarters to ensure that the NWT Social Assistance Appeal Committees, the NWT Social Assistance Appeal Board and the NWT Student Financial Assistance Appeal Board can respond to client complaints in compliance with legislation. The activity also works closely with non-government organizations with an interest in social programs.

Education, Culture and Employment

Income Security

Operations Expenditure Summary

(thousands of dollars)

	2017-2018 Main Estimates	2016-2017 Revised Estimates	2016-2017 Main Estimates	2015-2016 Actuals
Program Detail				
Income Assistance	33,977	31,159	31,159	32,478
Student Financial Assistance	14,789	16,419	16,419	14,189
	48,766	47,578	47,578	46,667
Expenditure Category				
Compensation and Benefits	6,502	6,629	6,629	7,035
Grants, Contributions and Transfers	13,561	14,958	14,958	12,287
Computer Hardware and Software	10	10	10	6
Contract Services	277	277	268	257
Controllable Assets	-	-	-	9
Fees and Payments	23,985	21,257	21,257	22,396
Materials and Supplies	52	57	66	127
Purchased Services	34	36	36	381
Travel	111	120	120	359
Utilities	1,815	1,815	1,815	1,441
Valuation Allowances	2,419	2,419	2,419	2,369
	48,766	47,578	47,578	46,667

Education, Culture and Employment

Income Security

Grants, Contributions and Transfers

(thousands of dollars)

	2017-2018 Main Estimates	2016-2017 Revised Estimates	2016-2017 Main Estimates	2015-2016 Actuals
Grants				
Student Grants	11,759	13,259	13,259	10,696
Contributions				
Homelessness Program	1,574	1,471	1,471	1,363
Income Security Initiative	228	228	228	228
	1,802	1,699	1,699	1,591
Total Grants and Contributions	13,561	14,958	14,958	12,287

Descriptions of Grants and Contributions

Student Grants (11,759) - Grants to NWT students for postsecondary education.

Homelessness Program (1,574) - Contributions to shelter providers to assist with the cost to temporarily house adults, aged 19 years and older, and families in need.

Income Security Initiative (228) - Contributions to the Salvation Army to provide effective community resources that will assist participants to work through obstacles and achieve goals.

Education, Culture and Employment

Income Security

Active Positions (Information Item)

	2017-2018				2016-2017			
	Full Time	Part Time	Seasonal	Total	Full Time	Part Time	Seasonal	Total
Regional Allocation								
Headquarters	17	-	-	17	17	-	-	17
North Slave	7	-	-	7	7	-	-	7
Tłı̄chǫ	3	-	-	3	3	-	-	3
South Slave	8	1	-	9	8	1	-	9
Dehcho	5	-	-	5	5	-	-	5
Sahtu	3	1	-	4	3	1	-	4
Beaufort Delta	9	2	-	11	9	2	-	11
	52	4	-	56	52	4	-	56
Community Allocation								
Headquarters	17	-	-	17	17	-	-	17
Regional Offices	27	-	-	27	27	-	-	27
Other	8	4	-	12	8	4	-	12
	52	4	-	56	52	4	-	56

Full Time and Part Time positions may be indeterminate positions with no end date of employment or for a fixed term. Regional Offices include positions located in Yellowknife Regional Offices (North Slave), Fort Smith, Hay River, Fort Simpson, Norman Wells and Inuvik.

Education, Culture and Employment

Labour Development and Standards

Activity Description

Labour Development and Standards provides a range of programs and services related to the delivery of Adult and Postsecondary Education, Apprenticeship and Occupational Certification, Career Development and Training, Employment Standards, and Immigration Programs. Labour Development and Standards provides a variety of career, employment and labour programs and services to ensure that NWT residents have the skills, knowledge and opportunities to participate fully as productive citizens in the Northern economy, including the delivery of the NWT Nominee Program which provides eligible Foreign Nationals with a pathway to becoming a permanent Canadian resident.

Education, Culture and Employment

Labour Development and Standards

Operations Expenditure Summary

(thousands of dollars)

	2017-2018 Main Estimates	2016-2017 Revised Estimates	2016-2017 Main Estimates	2015-2016 Actuals
Program Detail				
Adult and Postsecondary Education	34,578	36,099	36,189	35,982
Apprenticeship and Occupational Certification	2,778	2,788	2,788	2,460
Career Development and Training	9,886	6,965	6,875	6,783
Employment Standards	766	837	837	817
Management and Program Support	2,239	2,277	2,277	2,621
	50,247	48,966	48,966	48,663
Expenditure Category				
Compensation and Benefits	6,069	6,160	6,160	6,352
Grants, Contributions and Transfers	37,666	36,336	36,246	36,132
Amortization	2,747	2,709	2,709	2,464
Computer Hardware and Software	-	-	-	7
Contract Services	2,448	2,398	2,448	2,632
Controllable Assets	-	-	-	6
Fees and Payments	573	573	573	260
Interest	65	89	89	110
Materials and Supplies	190	204	204	154
Purchased Services	215	220	235	260
Travel	274	277	302	286
	50,247	48,966	48,966	48,663

Education, Culture and Employment

Labour Development and Standards

Grants, Contributions and Transfers

(thousands of dollars)

	2017-2018 Main Estimates	2016-2017 Revised Estimates	2016-2017 Main Estimates	2015-2016 Actuals
Grants				
Labour Market Agreement for Persons with Disabilities Grants	69	69	69	-
Resettlement Grants	-	90	-	-
	69	159	69	-
Contributions				
College Contributions	31,986	33,566	33,566	32,900
Contributions - Various	-	-	-	10
Labour Market Agreement for Persons with Disabilities Contributions	281	281	281	177
Literacy Funding	1,921	1,921	1,921	2,451
Skills Canada	70	70	70	150
Small Community Employment	3,339	339	339	444
	37,597	36,177	36,177	36,132
Total Grants and Contributions	37,666	36,336	36,246	36,132

Descriptions of Grants and Contributions

Labour Market Agreement for Persons with Disabilities Grants (69) - Grants to provide financial assistance to third party organizations for programs and services designed to enhance the employability of persons with disabilities, and to increase the employment opportunities available to persons with disabilities, by better addressing employer needs.

Resettlement Grants - Grants to provide financial assistance to community groups for the resettlement of Syrian refugees in the NWT.

College Contributions (31,986) - Base funding for Aurora College to deliver adult and postsecondary education in the NWT. Includes funding for the Aurora Research Institute.

Contributions - Various - Funding to support the advancement of Labour Development and Standards.

Labour Market Agreement for Persons with Disabilities Contributions (281) - Funding to provide financial assistance to third party organizations for programs and services designed to enhance the employability of persons with disabilities, and to increase the employment opportunities available to persons with disabilities, by better addressing employer needs.

Literacy Funding (1,921) - Funding to organizations to deliver literacy programs.

Education, Culture and Employment

Labour Development and Standards

Grants, Contributions and Transfers

Skills Canada (70) - Funding to support work plan activities and priorities related to adult career and employment development, specifically in providing opportunities for individuals in small and remote communities to obtain essential skills and training needed for longer term employment in the work place.

Small Community Employment (3,339) - Funding to support work plan activities and priorities related to adult career and employment development, specifically opportunities for individuals in small and remote communities to obtain essential skills and the training needed for longer term employment.

Education, Culture and Employment

Labour Development and Standards

Active Positions (Information Item)

	2017-2018				2016-2017			
	Full Time	Part Time	Seasonal	Total	Full Time	Part Time	Seasonal	Total
Regional Allocation								
Headquarters	16	-	-	16	16	-	-	16
North Slave	8	-	-	8	8	-	-	8
Tłı̨chǫ	-	-	-	-	-	-	-	-
South Slave	8	-	-	8	8	-	-	8
Dehcho	3	-	-	3	3	-	-	3
Sahtu	3	-	-	3	3	-	-	3
Beaufort Delta	7	-	-	7	7	-	-	7
	45	-	-	45	45	-	-	45
Community Allocation								
Headquarters	16	-	-	16	16	-	-	16
Regional Offices	29	-	-	29	29	-	-	29
Other	-	-	-	-	-	-	-	-
	45	-	-	45	45	-	-	45

Full Time and Part Time positions may be indeterminate positions with no end date of employment or for a fixed term. Regional Offices include positions located in Yellowknife Regional Offices (North Slave), Fort Smith, Hay River, Fort Simpson, Norman Wells and Inuvik.

Education, Culture and Employment

Students Loan Fund

(Information Item)

The purpose of the Students Loan Fund is to provide financial assistance to post-secondary students in accordance with the *Student Financial Assistance Act* and Regulations.

	(thousands of dollars)			
	2017-2018 Main Estimates	2016-2017 Revised Estimates	2016-2017 Main Estimates	2015-2016 Actuals
Authorized Limit	45,000	45,000	45,000	45,000
Operating Results:				
Loans Receivable, April 1	41,040	41,953	41,722	40,632
Loans Granted	5,609	5,765	5,899	5,736
Loans Repaid	(3,518)	(3,608)	(3,630)	(3,366)
Loans Forgiven	(100)	(100)	(100)	(125)
Loans Remitted	(3,070)	(2,970)	(2,100)	(924)
Loans Receivable, March 31	39,961	41,040	41,791	41,953

Education, Culture and Employment

Education Authorities Programs and Services

(Information Item)

In 1996, the Government of the Northwest Territories (GNWT) adopted a new *Education Act* that renamed existing governance structures and enhanced their responsibilities. The *Education Act* gives Divisional Education Councils (DECs) and District Education Authorities (DEAs) the legislative authority to provide leadership and guidance to the educational community.

Each DEA is comprised of elected or appointed representatives responsible for the school(s) in their community. There are a total of 49 public schools in 32 of the 33 communities in the NWT.

The GNWT certifies teachers and determines curricula that guide teaching in NWT schools, while the DECs and DEAs provide each NWT community with the authority to meet the educational and cultural needs of students.

	2017-2018 School Year	2016-2017 Revised School Year
	\$(000)s	\$(000)s
Beaufort-Delta Divisional Education Council	28,353	28,190
Commission scolaire francophone, Territoires du Nord-Ouest	4,229	4,401
Dettah District Education Authority	1,273	1,370
Dehcho Divisional Education Council	13,885	14,425
Ndilo District Education Authority	2,347	2,405
Sahtu Divisional Education Council	14,095	14,307
South Slave Divisional Education Council	24,677	24,125
Tłı̨chǫ Community Services Agency	17,077	16,949
Yellowknife Public Denominational District Education Authority	18,970	18,456
Yellowknife District No.1 Education Authority	26,863	25,460
	<u>151,769</u>	<u>150,088</u>

The above information has not been finalized with the Education Authorities. Contributions and positions are calculated on a July 1 – June 30 school year basis.

Education, Culture and Employment

Education Authorities Programs and Services

Active Positions (Information Item)

	2017-2018				2016-2017			
	Full Time	Part Time	Seasonal	Total	Full Time	Part Time	Seasonal	Total
Authority Allocation								
Beaufort-Delta Divisional Education Council	183	-	-	183	177	-	-	177
Commission scolaire francophone, Territoires du Nord-Ouest	30	-	-	30	31	-	-	31
Dettah District Education Authority	7	-	-	7	8	-	-	8
Dehcho Divisional Education Council	87	-	-	87	89	-	-	89
Ndilo District Education Authority	17	-	-	17	17	-	-	17
Sahtu Divisional Education Council	83	-	-	83	84	-	-	84
South Slave Divisional Education Council	173	-	-	173	167	-	-	167
Tłı̨chǫ Community Services Agency	115	-	-	115	111	-	-	111
Yellowknife Public Denominational District Education Authority	149	-	-	149	140	-	-	140
Yellowknife District No.1 Education Authority	215	-	-	215	195	-	-	195
	1,059	-	-	1,059	1,019	-	-	1,019
Regional Allocation								
Headquarters	-	-	-	-	-	-	-	-
North Slave	406	-	-	406	379	-	-	379
Tłı̨chǫ	115	-	-	115	111	-	-	111
South Slave	185	-	-	185	179	-	-	179
Dehcho	87	-	-	87	89	-	-	89
Sahtu	83	-	-	83	84	-	-	84
Beaufort Delta	183	-	-	183	177	-	-	177
	1,059	-	-	1,059	1,019	-	-	1,019
Community Allocation								
Headquarters	-	-	-	-	-	-	-	-
Regional Offices	683	-	-	683	640	-	-	640
Other	376	-	-	376	379	-	-	379
	1,059	-	-	1,059	1,019	-	-	1,019

Education, Culture and Employment

Aurora College Programs and Services

(Information Item)

Aurora College delivers adult and postsecondary education and training programs under the direction of a Board of Governors appointed by, and accountable to, the Minister of Education, Culture and Employment. Aurora College, through its three regional campuses and 23 community learning centres, also provides community-based Adult Literacy and Basic Education programs as a means to facilitate greater access to postsecondary education and training.

Aurora College offers a number of certificate and/or diploma programs and degree programs offered through partnerships with universities. Aurora College operates through third-party contracts and an annual contribution from the Department as approved by the Legislative Assembly. Contributions to the Aurora College are allocated by academic year, which runs from July 1 to June 30.

The School of Trades, Apprenticeship and Industrial Training supports people in achieving journey person status, becoming a technician or technologist in a designated occupation, or obtaining skills to begin careers in trades, construction or mining-related occupations.

The Aurora Research Institute is responsible for licensing and coordinating research in accordance with the *Scientists Act*.

Funding Allocation

(thousands of dollars)

	2017-2018 Academic Year	2016-2017 Revised Academic Year
Aurora College		
Base Operations	5,439	5,792
Campus Delivery	9,373	10,610
Community Delivery	5,861	6,161
Service Adjustment	3,734	3,734
Building and Works	7,385	7,385
Total College Contributions	31,792	33,682

Notes:

1. The above allocations will not be finalized with Aurora College until the Department approves its proposal for the 2017-18 academic year.
2. Glossary:
 - Base Operations - minimum service level for administration of head office, campuses and student services
 - Campus Delivery - programs offered at regional campuses
 - Community Delivery - programs offered through community learning centres
 - Service Adjustment - for regional cost differences and to enhance service levels in specific communities
 - Building and Works - facilities, equipment and utilities
3. Calculations are based on the College's fiscal year which is also the academic year: July 1 to June 30.

Education, Culture and Employment

Aurora College Programs and Services

Active Positions (Information Item)

	2017-2018				2016-2017			
	Full Time	Part Time	Seasonal	Total	Full Time	Part Time	Seasonal	Total
Regional Allocation								
Headquarters	-	-	-	-	-	-	-	-
North Slave	47	1	-	48	47	1	-	48
Tłı̨chǫ	3	1	-	4	3	1	-	4
South Slave	82	3	-	85	84	3	-	87
Dehcho	6	-	-	6	6	-	-	6
Sahtu	6	1	-	7	6	1	-	7
Beaufort Delta	42	1	-	43	43	1	-	44
	186	7	-	193	189	7	-	196
Community Allocation								
Headquarters	-	-	-	-	-	-	-	-
Regional Offices	173	-	-	173	176	-	-	176
Other	13	7	-	20	13	7	-	20
	186	7	-	193	189	7	-	196

Full Time and Part Time positions may be indeterminate positions with no end date of employment or for a fixed term. Regional Offices include positions located in Yellowknife Regional Offices (North Slave), Fort Smith, Hay River, Fort Simpson, Norman Wells and Inuvik.

Education, Culture and Employment

Lease Commitments

(Information Item)

Type of Property	Community	(thousands of dollars) 2017-2018	
		Main Estimates	Future Lease Payments
Office Space to deliver Income Security programs	Paulatuk	14	-
Office Space to deliver Income Security programs	Ulukhaktuk	12	24
Office Space to deliver Income Security programs	Aklavik	18	36
Office Space to deliver Income Security programs	Łutselk'e	11	10
		55	70

The above leases do not include capital leases. In the event a lease is deemed to be a capital lease the associated asset is included in tangible capital assets and amortized over the useful life of the asset; and the lease is recorded as a financial liability.

The Main Estimates and Future Lease Payment amounts represent the Base Rent cost, excluding any operations and maintenance component that is included in the total Lease costs in the agreement.

Education, Culture and Employment

Work Performed on Behalf of Others

(Information Item)

(thousands of dollars)

Items	2017-2018 Main Estimates	2016-2017 Revised Estimates	2016-2017 Main Estimates	2015-2016 Actuals
Canada Job Fund	1,110	1,174	1,169	941
Gwich'in Implementation	23	36	23	12
Labour Market Development Agreement	4,435	4,651	4,481	4,530
Older Workers	240	480	240	-
Right From the Start ECD Framework	-	-	-	99
Sahtu Implementation	23	39	23	11
Tłıchǫ Implementation	89	89	89	124
	5,920	6,469	6,025	5,717

Descriptions of Work Performed on Behalf of Others

Canada Job Fund (1,110) - Effective in 2014-2015 this program replaced the Labour Market Agreement. Funding is provided to deliver labour market measures to non-Employment Insurance clients.

Gwich'in Implementation (23) - Under the terms of a 10-year Bilateral Funding Agreement between the Department of Aboriginal Affairs and Northern Development Canada and the Government of the Northwest Territories, Canada will provide a grant payment to the Government of the Northwest Territories to assist with Gwich'in implementation activities pursuant to the Gwich'in Implementation Plan.

Labour Market Development Agreement (4,435) - The Canada-Northwest Territories Labour Market Development Agreement came into effect October 1, 1998. Under the Agreement, the Northwest Territories assumed delivery responsibility for labour market development measures under the *Employment Insurance Act*.

Older Workers (240) - The Canada-Northwest Territories Older Workers Agreement came into effect on June 29, 2007. Under the Agreement, the Northwest Territories cost shares projects that will provide unemployed older workers in vulnerable communities with programming aimed at increasing their employability.

Right From the Start ECD Framework - Funding was provided by Chevron to purchase the materials required to fulfil the commitments identified in Action 12 of the Area for Action under the *Right from the Start ECD Framework*.

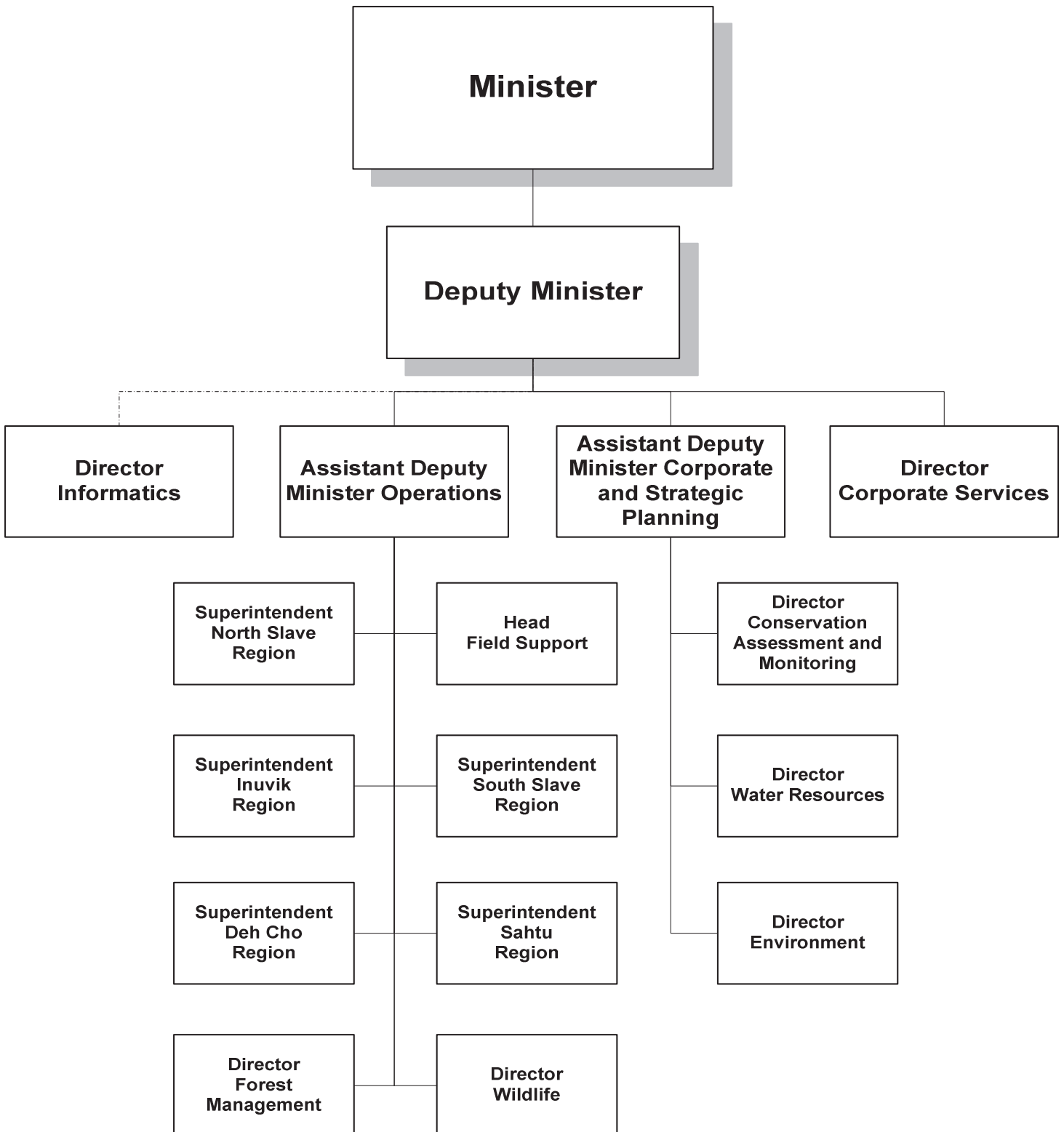
Sahtu Implementation (23) - Under the terms of a 10-year Bilateral Funding Agreement between Department of Aboriginal Affairs and Northern Development Canada and the Government of the Northwest Territories, Canada will provide a grant payment to the Government of the Northwest Territories to assist with Sahtu implementation activities pursuant to the Sahtu Implementation Plan.

Tłıchǫ Implementation (89) - Under the terms of a 10-year Bilateral Funding Agreement between Department of Aboriginal Affairs and Northern Development Canada and the Government of the Northwest Territories, Canada will provide a grant payment to the Government of the Northwest Territories to assist with Tłıchǫ implementation activities pursuant to the Tłıchǫ Implementation Plan.

Environment and Natural Resources

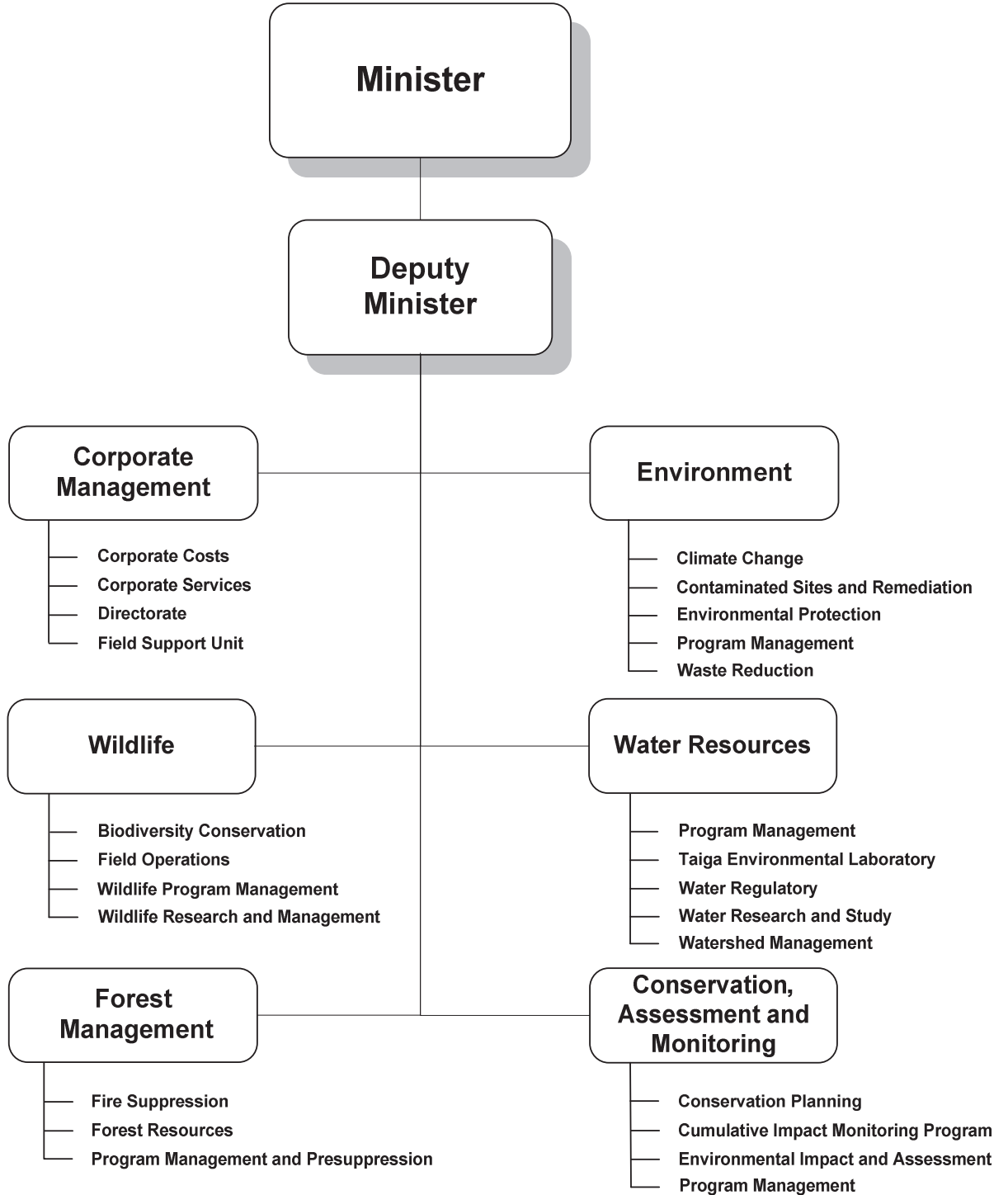
Environment and Natural Resources

Organizational Chart



Environment and Natural Resources

Accounting Structure Chart

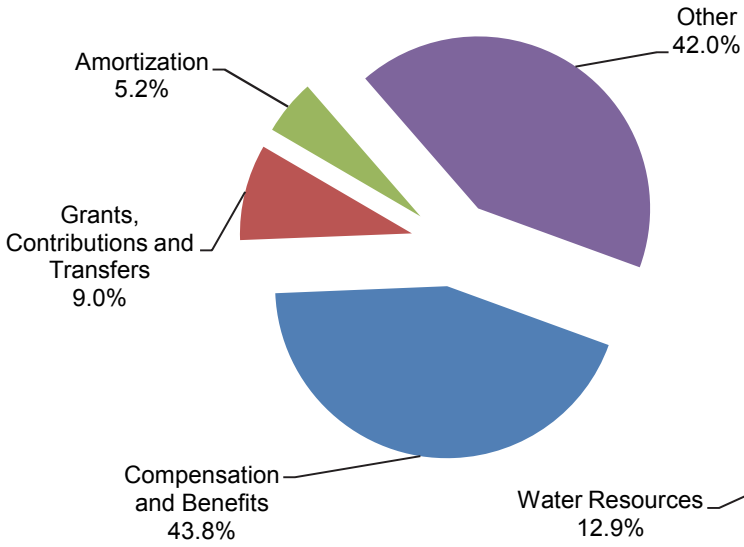


Environment and Natural Resources

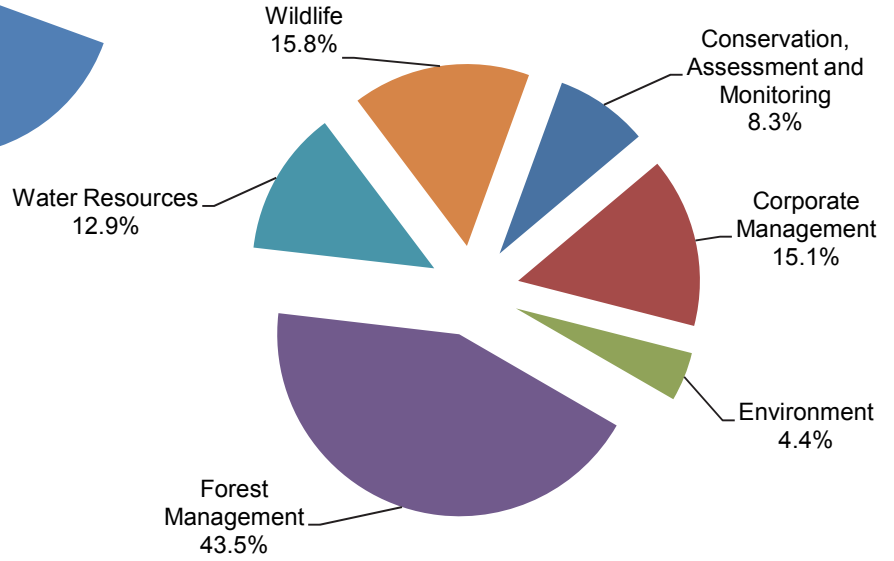
Graphs

Operations Expenditures

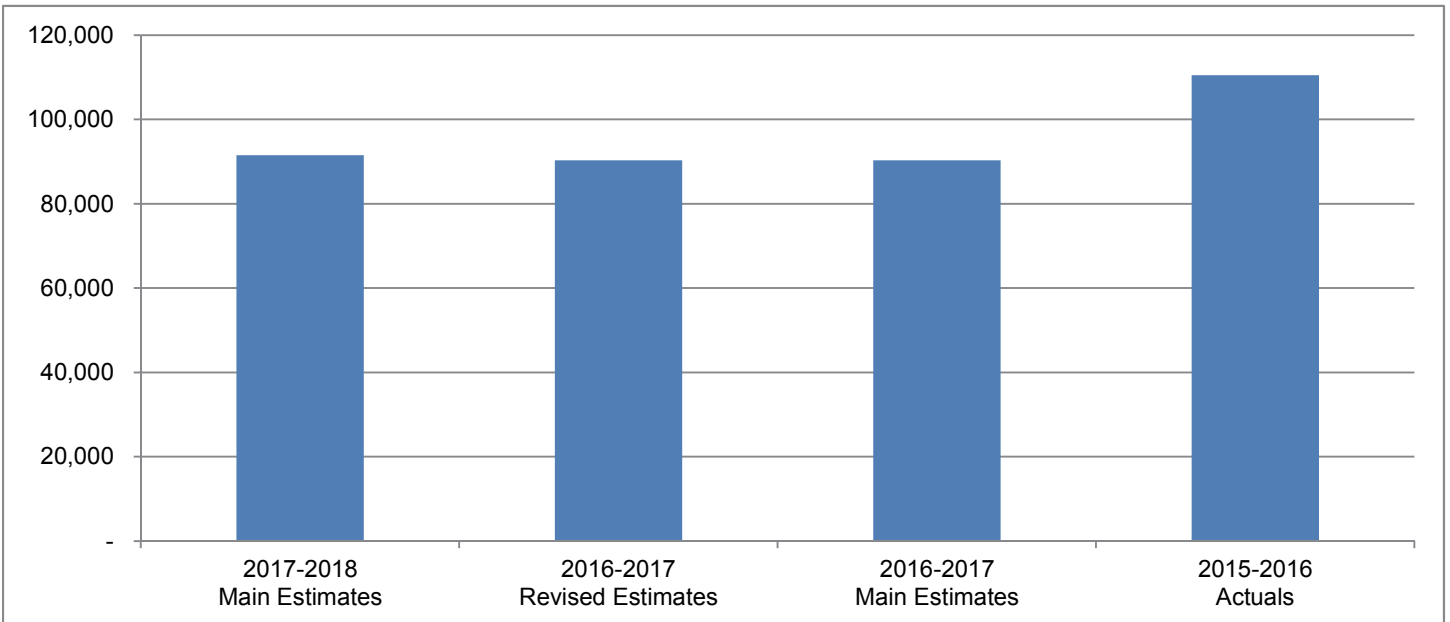
By Expenditure Category



By Activity



Operations Expenditures Comparison (thousands of dollars)



Environment and Natural Resources

The mandate of the Minister and the Department of Environment and Natural Resources is to promote and support the sustainable use and development of natural resources and to protect, conserve and enhance the Northwest Territories environment for the social and economic benefit of all Northwest Territories residents.

	(thousands of dollars)			
	2017-2018 Main Estimates	2016-2017 Revised Estimates	2016-2017 Main Estimates	2015-2016 Actuals
Activity				
Conservation, Assessment and Monitoring	7,606	7,828	7,828	7,888
Corporate Management	13,829	14,054	14,054	17,437
Environment	3,999	4,079	4,079	4,508
Forest Management	39,803	37,922	37,922	54,986
Water Resources	11,802	11,475	11,475	11,089
Wildlife	14,478	14,957	14,957	14,605
	91,517	90,315	90,315	110,513
Expenditure Category				
Compensation and Benefits	40,097	41,230	41,230	43,103
Grants, Contributions and Transfers	8,266	8,166	8,166	8,712
Amortization	4,762	2,571	2,571	2,346
Chargebacks	2,058	1,982	1,982	2,490
Computer Hardware and Software	162	155	155	446
Contract Services	23,930	24,037	24,037	31,016
Controllable Assets	709	692	692	879
Fees and Payments	680	746	746	4,224
Loss on Sale of Assets	-	-	-	9
Materials and Supplies	3,662	3,943	3,943	7,219
Purchased Services	2,025	1,785	1,785	3,289
Travel	3,610	3,460	3,460	2,837
Utilities	1,556	1,548	1,548	3,936
Valuation Allowances	-	-	-	7
	91,517	90,315	90,315	110,513
Total Revenues	5,117	4,938	5,068	4,584
Total Active Positions	363		364	
Infrastructure Investment	3,439	30,514	27,939	11,796

Environment and Natural Resources

Revenue Summary

(Information Item)

(thousands of dollars)

	2017-2018 Main Estimates	2016-2017 Revised Estimates	2016-2017 Main Estimates	2015-2016 Actuals
Transfer Payments				
Federal Cost Shared	3,650	3,650	3,650	3,650
Capital Transfers	-	-	-	30
	3,650	3,650	3,650	3,680
Non-renewable Resource Revenue				
Licences, Rental and Other Fees				
Water Use Fees	80	80	80	46
General				
<i>Regulatory Revenue</i>				
Environment Fund Net Revenue (Deficit)	(320)	(124)	6	(414)
Fees for Water and Soil Analysis	795	745	745	504
Hunting and Fishing Licences	775	550	550	694
Timber Permits and Licences	5	5	5	9
Other fees	-	-	-	21
Spill Recovery	100	-	-	-
<i>Service and Miscellaneous</i>				
Service Recoveries - Administration	32	32	32	44
	1,387	1,208	1,338	858
	5,117	4,938	5,068	4,584

Environment and Natural Resources

Active Position Summary

(Information Item)

Activity	2017-2018				2016-2017			
	Full Time	Part Time	Seasonal	Total	Full Time	Part Time	Seasonal	Total
Conservation, Assessment and Monitoring	26	-	-	26	27	-	-	27
Corporate Management	46	-	-	46	50	-	-	50
Environment	21	-	-	21	23	-	-	23
Forest Management	47	1	103	151	47	1	97	145
Water Resources	47	-	-	47	46	-	-	46
Wildlife	65	7	-	72	66	7	-	73
	252	8	103	363	259	8	97	364
Regional Allocation								
Headquarters	123	-	-	123	128	-	-	128
North Slave	18	-	10	28	18	-	10	28
Tłıchǫ	3	-	3	6	3	-	3	6
South Slave	57	2	29	88	57	2	28	87
Dehcho	14	2	37	53	15	2	37	54
Sahtu	17	-	8	25	17	-	3	20
Beaufort Delta	20	4	16	40	21	4	16	41
	252	8	103	363	259	8	97	364
Community Allocation								
Headquarters	123	-	-	123	128	-	-	128
Regional Offices	106	-	50	156	114	1	45	160
Other	23	8	53	84	17	7	52	76
	252	8	103	363	259	8	97	364

Full Time and Part Time positions may be indeterminate positions with no end date of employment or for a fixed term. Regional Offices include positions located in Yellowknife Regional Offices (North Slave), Fort Smith, Hay River, Fort Simpson, Norman Wells and Inuvik.

Environment and Natural Resources

Conservation, Assessment and Monitoring

Activity Description

The Conservation, Assessment and Monitoring activity works to ensure that the Northwest Territories (NWT) environment figures prominently in conservation planning and proposed developments. The division also leads the monitoring of cumulative impacts related to development.

The Conservation Planning division advances a comprehensive and collaborative approach for conservation planning and conservation area establishment across the NWT that recognizes the need to balance conservation and economic development and respects Aboriginal rights and third party interests.

The Environmental Impact Assessment section coordinates ENR participation and ensures ENR's mandate and expertise figures prominently in the review of proposed development activities within the environmental assessment and regulatory system. The section also administers the environmental agreements for the territory's three diamond mines. As well, the section administers funding to Aboriginal organizations in unsettled areas to assist in capacity building and participation in land and resource related activities.

The NWT Cumulative Impact Monitoring Program conducts and supports environmental monitoring and research using all sources of knowledge to support better resource management decision-making by furthering our understanding of cumulative impacts and environmental trends on the environment. The program is a product of legislation and settled land claims; Aboriginal governments have a legislated role in its design and function.

Environment and Natural Resources
Conservation, Assessment and Monitoring
Operations Expenditure Summary

(thousands of dollars)

	2017-2018 Main Estimates	2016-2017 Revised Estimates	2016-2017 Main Estimates	2015-2016 Actuals
Program Detail				
Conservation Planning	1,008	1,113	1,113	1,750
Cumulative Impact Monitoring Program	3,372	3,372	3,372	3,251
Environmental Impact and Assessment	2,903	3,020	3,020	2,585
Program Management	323	323	323	302
	7,606	7,828	7,828	7,888
Expenditure Category				
Compensation and Benefits	3,297	3,488	3,488	3,284
Grants, Contributions and Transfers	3,335	3,335	3,335	3,502
Amortization	42	44	44	42
Chargebacks	-	-	-	1
Computer Hardware and Software	-	-	-	5
Contract Services	661	657	657	724
Controllable Assets	-	-	-	1
Fees and Payments	19	25	25	37
Materials and Supplies	75	75	75	98
Purchased Services	34	34	34	87
Travel	143	170	170	106
Utilities	-	-	-	1
	7,606	7,828	7,828	7,888

Environment and Natural Resources
Conservation, Assessment and Monitoring
Grants, Contributions and Transfers

(thousands of dollars)

	2017-2018 Main Estimates	2016-2017 Revised Estimates	2016-2017 Main Estimates	2015-2016 Actuals
Contributions				
Conservation Planning	140	140	140	252
Cumulative Impact Monitoring Program	1,540	1,540	1,540	1,597
Interim Resource Management Assistance Program Agreement	1,655	1,655	1,655	1,653
Total Contributions	3,335	3,335	3,335	3,502

Descriptions of 2015-16 Contributions

Conservation Planning (140) - Contributions in support of gathering and reviewing information to assist in the establishment of proposed protected areas.

Cumulative Impact Monitoring Program (1,540) - The program coordinates, supports and conducts monitoring related initiatives in the NWT by incorporating both scientific and traditional knowledge, while taking into consideration both human and biophysical environments.

Interim Resource Management Assistance (IRMA) Program Agreement (1,655) - IRMA is a program intended to help strengthen the ability of Aboriginal communities in unsettled claim areas in the NWT to participate in land and resource management processes affecting their surrounding land use areas.

Environment and Natural Resources

Conservation, Assessment and Monitoring

Active Positions (Information Item)

	2017-2018				2016-2017			
	Full Time	Part Time	Seasonal	Total	Full Time	Part Time	Seasonal	Total
Regional Allocation								
Headquarters	23	-	-	23	25	-	-	25
North Slave	1	-	-	1	-	-	-	-
Tłı̄chǫ	-	-	-	-	-	-	-	-
South Slave	-	-	-	-	-	-	-	-
Dehcho	1	-	-	1	1	-	-	1
Sahtu	-	-	-	-	-	-	-	-
Beaufort Delta	1	-	-	1	1	-	-	1
	26	-	-	26	27	-	-	27
Community Allocation								
Headquarters	23	-	-	23	25	-	-	25
Regional Offices	3	-	-	3	2	-	-	2
Other	-	-	-	-	-	-	-	-
	26	-	-	26	27	-	-	27

Full Time and Part Time positions may be indeterminate positions with no end date of employment or for a fixed term. Regional Offices include positions located in Yellowknife Regional Offices (North Slave), Fort Smith, Hay River, Fort Simpson, Norman Wells and Inuvik.

Environment and Natural Resources

Corporate Management

Activity Description

The Corporate Management activity provides overall management, strategic planning, communication, and leadership to the Department's divisions and regions. Divisions and units within this activity enable the Department to respond effectively to the environmental and resource management priorities of NWT residents.

The Corporate Management activity is carried out through Directorate, Corporate Services and the Field Support Unit.

Directorate provides the overall leadership, management, and strategic planning for the Department.

Corporate Services provides policy, planning, legislative, communications, financial administrative and reporting activities for the department. These services include providing advice and support to the Minister, Deputy Minister and senior managers on the annual business plan, annual budget and reporting on results.

The Field Support Unit provides regional and divisional support on activities related to traditional knowledge, traditional economy, Aboriginal relations, licensing, compliance, public education and employee training. This unit also coordinates the department's occupational health and safety activities.

This activity also includes Corporate Costs, which captures the Department-wide specific costs such as lease payments, Technology Service Centre chargebacks, employee leave and termination benefits, and vehicle and building maintenance.

Information management services, including information systems and internet development, implementation and operations, geomatics and geographic information systems, data and analysis, and records and library services are provided through Informatics Shared Services housed in the Department of Lands.

Environment and Natural Resources

Corporate Management

Operations Expenditure Summary

(thousands of dollars)

	2017-2018 Main Estimates	2016-2017 Revised Estimates	2016-2017 Main Estimates	2015-2016 Actuals
Program Detail				
Corporate Costs	2,902	2,827	2,827	4,263
Corporate Services	4,735	4,985	4,985	4,916
Directorate	2,445	2,449	2,449	4,745
Field Support Unit	3,747	3,793	3,793	3,513
	13,829	14,054	14,054	17,437
Expenditure Category				
Compensation and Benefits	6,494	6,917	6,917	8,137
Grants, Contributions and Transfers	2,854	2,854	2,854	2,896
Amortization	103	110	110	103
Chargebacks	2,058	1,982	1,982	2,488
Computer Hardware and Software	4	4	4	5
Contract Services	576	595	595	455
Controllable Assets	59	37	37	15
Fees and Payments	407	382	382	2,070
Loss on Sale of Assets	-	-	-	9
Materials and Supplies	413	396	396	495
Purchased Services	345	308	308	402
Travel	333	276	276	244
Utilities	183	193	193	111
Valuation Allowances	-	-	-	7
	13,829	14,054	14,054	17,437

Environment and Natural Resources

Corporate Management

Grants, Contributions and Transfers

(thousands of dollars)

	2017-2018 Main Estimates	2016-2017 Revised Estimates	2016-2017 Main Estimates	2015-2016 Actuals
Grants				
Disaster Compensation	15	15	15	-
Fur Price Program	405	405	405	477
	420	420	420	477
Contributions				
Community Harvester Assistance Program	1,074	1,074	1,074	1,226
Field Support Various Contributions	-	-	-	17
Inuvialuit Water Board	913	913	913	913
Local Wildlife Committees	257	257	257	75
Take A Kid Trapping	125	125	125	93
Traditional Knowledge	65	65	65	95
	2,434	2,434	2,434	2,419
Total Grants and Contributions	2,854	2,854	2,854	2,896

Descriptions of Grants and Contributions

Disaster Compensation (15) - Grants are available to hunters and trappers to replace equipment lost as a result of a natural disaster.

Fur Price Program (405) - Grants to trappers in the form of a minimum price for the fur of selected species. The grant is available on good quality and well handled pelts.

Community Harvester Assistance Program (1,074) - Contributions to local wildlife committees which have been recognized by the Minister of Environment and Natural Resources to provide assistance to resource harvesters.

Field Support Various Contributions - Contributions for public education and training.

Inuvialuit Water Board (913) - Core funding for the Inuvialuit Water Board.

Local Wildlife Committees (257) - Contributions to provide administrative support to hunters and trappers associations or band councils which provide similar services.

Take a Kid Trapping (125) - Contributions for the planning, preparation and delivery of programs to expose youth to traditional life skills such as hunting, trapping, fishing and outdoor survival.

Traditional Knowledge (65) - Funding for communities to carry out specific Wildlife and Forestry research projects related to the collection of traditional knowledge.

Environment and Natural Resources

Corporate Management

Active Positions (Information Item)

	2017-2018				2016-2017			
	Full Time	Part Time	Seasonal	Total	Full Time	Part Time	Seasonal	Total
Regional Allocation								
Headquarters	26	-	-	26	30	-	-	30
North Slave	3	-	-	3	3	-	-	3
Tłı̄chǫ	-	-	-	-	-	-	-	-
South Slave	7	-	-	7	7	-	-	7
Dehcho	2	-	-	2	2	-	-	2
Sahtu	2	-	-	2	2	-	-	2
Beaufort Delta	6	-	-	6	6	-	-	6
	46	-	-	46	50	-	-	50
Community Allocation								
Headquarters	26	-	-	26	30	-	-	30
Regional Offices	19	-	-	19	19	-	-	19
Other	1	-	-	1	1	-	-	1
	46	-	-	46	50	-	-	50

Full Time and Part Time positions may be indeterminate positions with no end date of employment or for a fixed term. Regional Offices include positions located in Yellowknife Regional Offices (North Slave), Fort Smith, Hay River, Fort Simpson, Norman Wells and Inuvik.

Environment and Natural Resources

Environment

Activity Description

The Environment activity works to prevent and reduce the impact of human activities on the natural environment so that a high quality environment is maintained.

The Climate Change division works with other governments and external partners to coordinate the NWT's response to climate change, including mitigation of greenhouse gas emissions, identifying climate change impacts, and adapting to a changing climate.

The Contaminated Sites and Remediation division develops programs and policies to manage and remediate contaminated sites that fall under the responsibility of the GNWT as well as managing the assessment and remediation of sites that are a priority due to environmental, health and safety issues such as the Giant Mine Site.

The Environmental Protection division provides information and technical advice through environmental assessments, Land and Water Board processes, develops, implements, and delivers programs with respect to hazardous substances (spills, contaminated sites and pesticides), solid and hazardous waste management, air quality protection and monitoring, and is moving into the role of the territorial regulator for air emissions and air management in the NWT.

The Knowledge Agenda establishes a strategic framework for science in the NWT, identifies GNWT science priorities, and sets a path for future research and science integration for the GNWT.

The Waste Reduction division develops, administers, evaluates and promotes innovative strategies, policies, regulations, programs and initiatives in source reduction, waste diversion, and residual waste management. The division works with municipalities, businesses, non-profit organizations, and other levels of government to advance sustainable policies and programs in integrated waste management and leads the development, coordination, and implementation of cross-departmental and GNWT-wide strategies and policies in greening government.

Environment and Natural Resources

Environment

Operations Expenditure Summary

(thousands of dollars)

	2017-2018 Main Estimates	2016-2017 Revised Estimates	2016-2017 Main Estimates	2015-2016 Actuals
Program Detail				
Climate Change	1,052	1,054	1,054	1,006
Contaminated Sites and Remediation	319	319	319	509
Environmental Protection	1,821	1,895	1,895	1,891
Program Management	807	811	811	999
Waste Reduction	-	-	-	103
	3,999	4,079	4,079	4,508
Expenditure Category				
Compensation and Benefits	3,104	3,164	3,164	3,321
Grants, Contributions and Transfers	313	313	313	333
Amortization	24	30	30	22
Computer Hardware and Software	2	2	2	22
Contract Services	255	265	265	303
Controllable Assets	-	-	-	15
Fees and Payments	17	17	17	54
Materials and Supplies	68	69	69	134
Purchased Services	64	64	64	96
Travel	125	128	128	171
Utilities	27	27	27	37
	3,999	4,079	4,079	4,508

Environment and Natural Resources

Environment

Grants, Contributions and Transfers

(thousands of dollars)

	2017-2018 Main Estimates	2016-2017 Revised Estimates	2016-2017 Main Estimates	2015-2016 Actuals
Contributions				
Adaptation Plan	51	51	51	132
Climate Change Conservation Program	162	162	162	40
Environmental Baseline Studies	100	100	100	161
Total Contributions	313	313	313	333

Descriptions of Contributions

Adaptation Plan (51) - Funds will be available to support planning actions by NWT communities, regional governments and organizations.

Climate Change Conservation Program (162) - The Climate Change Conservation program provides financial assistance to support projects that reduce our usage of electrical and heat energy, and water.

Environmental Baseline Studies (100) - Contributions to the Sahtu land claim beneficiaries in order to establish baseline data for the measurement of environmental effects of human activity.

Environment and Natural Resources

Environment

Active Positions (Information Item)

	2017-2018				2016-2017			
	Full Time	Part Time	Seasonal	Total	Full Time	Part Time	Seasonal	Total
Regional Allocation								
Headquarters	17	-	-	17	17	-	-	17
North Slave	-	-	-	-	1	-	-	1
Tłı̄chǫ	-	-	-	-	-	-	-	-
South Slave	1	-	-	1	1	-	-	1
Dehcho	-	-	-	-	1	-	-	1
Sahtu	2	-	-	2	2	-	-	2
Beaufort Delta	1	-	-	1	1	-	-	1
	21	-	-	21	23	-	-	23
Community Allocation								
Headquarters	17	-	-	17	17	-	-	17
Regional Offices	4	-	-	4	6	-	-	6
Other	-	-	-	-	-	-	-	-
	21	-	-	21	23	-	-	23

Full Time and Part Time positions may be indeterminate positions with no end date of employment or for a fixed term. Regional Offices include positions located in Yellowknife Regional Offices (North Slave), Fort Smith, Hay River, Fort Simpson, Norman Wells and Inuvik.

Environment and Natural Resources

Forest Management

Activity Description

The Forest Management activity supports and maintains the responsible stewardship of the NWT's forests for the benefit of all Northerners.

Fire Suppression provides for the analysis of wildland fire and protection of people, property, and values at risk from wildfire through presuppression preparedness as well as suppression of wildland fires. It is recognized that fire plays a natural role and importance in the boreal ecosystem.

Forest Resources provides for quantifiable and sustainable forest management for economic and social needs, the determination of ecological diversity and forest health while recognizing the rights of Aboriginal people and other third party interests.

Program Management and Presuppression provides for strategic, financial and functional planning for assets, legislation and forest compliance.

Environment and Natural Resources

Forest Management

Operations Expenditure Summary

(thousands of dollars)

	2017-2018 Main Estimates	2016-2017 Revised Estimates	2016-2017 Main Estimates	2015-2016 Actuals
Program Detail				
Fire Suppression	13,305	13,305	13,305	30,387
Forest Resources	3,149	3,156	3,156	2,910
Program Management and Presuppression	23,349	21,461	21,461	21,689
	39,803	37,922	37,922	54,986
Expenditure Category				
Compensation and Benefits	11,945	12,160	12,160	13,412
Grants, Contributions and Transfers	315	340	340	231
Amortization	4,122	1,829	1,829	1,750
Computer Hardware and Software	36	36	36	265
Contract Services	18,440	18,746	18,746	26,191
Controllable Assets	120	125	125	430
Fees and Payments	174	235	235	1,817
Materials and Supplies	1,371	1,367	1,367	4,882
Purchased Services	243	238	238	885
Travel	1,754	1,575	1,575	1,454
Utilities	1,283	1,271	1,271	3,669
	39,803	37,922	37,922	54,986

Environment and Natural Resources

Forest Management

Grants, Contributions and Transfers

(thousands of dollars)

	2017-2018 Main Estimates	2016-2017 Revised Estimates	2016-2017 Main Estimates	2015-2016 Actuals
Grants				
Fire Damage Compensation	100	100	100	111
Contributions				
Community Protection Research	-	-	-	80
Industry Development	50	50	50	-
Modelling and Remote Sensing	65	90	90	-
Wildfire Research Support	25	25	25	-
Wildfire Risk Management Plans	75	75	75	40
	215	240	240	120
Total Grants and Contributions	315	340	340	231

Descriptions of Grants and Contributions

Fire Damage Compensation (100) - Grants are available to hunters or trappers to replace equipment lost as a result of forest fires.

Community Protection Research - To engage organizations in the direct operational research on community wildland fire hazards, risk mitigation, public safety, and protection from wildland fire impacts.

Industry Development (50) - Support Forest Management Agreements and development of a forest industry.

Modelling and Remote Sensing (65) - Contributions to researchers to support decision making tools in wildland fire management.

Wildfire Research Support (25) - Contributions to community and aboriginal governments to secure technical and informational support for wildland fire research initiatives.

Wildfire Risk Management Plans (75) - Contributions are available to communities to support development of FireSmart community plans for areas within communities to assist in the minimization of risk to the community from wildfire.

Environment and Natural Resources

Forest Management

Active Positions (Information Item)

	2017-2018				2016-2017			
	Full Time	Part Time	Seasonal	Total	Full Time	Part Time	Seasonal	Total
Regional Allocation								
Headquarters	-	-	-	-	-	-	-	-
North Slave	3	-	10	13	3	-	10	13
Tłı̨chǫ	-	-	3	3	-	-	3	3
South Slave	34	1	29	64	34	1	28	63
Dehcho	3	-	37	40	3	-	37	40
Sahtu	4	-	8	12	4	-	3	7
Beaufort Delta	3	-	16	19	3	-	16	19
	47	1	103	151	47	1	97	145
Community Allocation								
Headquarters	-	-	-	-	-	-	-	-
Regional Offices	40	-	50	90	46	1	45	92
Other	7	1	53	61	1	-	52	53
	47	1	103	151	47	1	97	145

Full Time and Part Time positions may be indeterminate positions with no end date of employment or for a fixed term. Regional Offices include positions located in Yellowknife Regional Offices (North Slave), Fort Smith, Hay River, Fort Simpson, Norman Wells and Inuvik.

Environment and Natural Resources

Water Resources

Activity Description

The Water Resources activity ensures the water resources stewardship and management objectives of the Government and of the Department are met in an integrated and timely manner.

The Taiga Environmental Laboratory performs a wide range of organic and inorganic chemical analyses on water, industrial effluents, sewage, and soil. In addition to standard services, a variety of special services are offered, including laboratory quality assurance/quality control assessments, rush sample services, scientific training and public education.

The Water Regulatory division provides information and expert advice to resource management boards and other clients on the effects of proposed water and land activities on the aquatic environment and the amount of reclamation security to be held within a water license. The division also works to prepare decision packages for the Minister pertaining to Type "A" water licences approvals and Type "B" water licence approvals where a public hearing was held.

The Water Research and Study division undertakes a variety of short research studies and long-term monitoring projects with internal and external partners, including water quality, water quantity, weather/climate, and snow monitoring to help fill data gaps in the NWT and provides scientific information for use in developing Transboundary Water Management Agreements and territorial or national technical guidance documents for use in making sound resource management decisions.

The Watershed Management division leads the establishment and implementation of Transboundary Bilateral Water Management Agreements, undertakes the Community Based Monitoring Program, Source Water Protection, Aquatic Ecosystem Indicators, and Research Partnerships and Traditional Knowledge Initiatives, which contribute to the implementation of the Northwest Territories Water Stewardship Strategy.

Environment and Natural Resources

Water Resources

Operations Expenditure Summary

(thousands of dollars)

	2017-2018 Main Estimates	2016-2017 Revised Estimates	2016-2017 Main Estimates	2015-2016 Actuals
Program Detail				
Program Management	1,311	1,324	1,324	1,129
Taiga Environmental Laboratory	1,992	1,976	1,976	2,101
Water Regulatory	1,756	1,798	1,798	1,540
Water Research and Study	3,113	3,031	3,031	2,999
Watershed Management	3,630	3,346	3,346	3,320
	11,802	11,475	11,475	11,089
Expenditure Category				
Compensation and Benefits	6,300	6,351	6,351	5,584
Grants, Contributions and Transfers	625	750	750	879
Amortization	63	60	60	56
Computer Hardware and Software	25	19	19	30
Contract Services	2,400	1,876	1,876	1,650
Controllable Assets	170	170	170	57
Fees and Payments	24	49	49	99
Materials and Supplies	757	992	992	991
Purchased Services	1,045	802	802	1,477
Travel	373	386	386	253
Utilities	20	20	20	13
	11,802	11,475	11,475	11,089

Environment and Natural Resources

Water Resources

Grants, Contributions and Transfers

(thousands of dollars)

	2017-2018 Main Estimates	2016-2017 Revised Estimates	2016-2017 Main Estimates	2015-2016 Actuals
Contributions				
Mackenzie River Basin Board	50	50	50	40
NWT Water Strategy	250	250	250	254
Water Strategy Action Plan	325	450	450	585
Total Contributions	625	750	750	879

Descriptions of Contributions

Mackenzie River Basin Board (50) - A contribution to cooperatively manage the aquatic ecosystem of the Mackenzie River Basin in conjunction with the Yukon, British Columbia, Alberta and Saskatchewan Governments.

NWT Water Strategy (250) - Contributions in support of the NWT Water Strategy.

Water Strategy Action Plan (325) - A contribution for the implementation of Bilateral Water Management Agreements with upstream jurisdiction (Bilateral Water Management Committees and Science and Monitoring Committee).

Environment and Natural Resources

Water Resources

Active Positions (Information Item)

	2017-2018				2016-2017			
	Full Time	Part Time	Seasonal	Total	Full Time	Part Time	Seasonal	Total
Regional Allocation								
Headquarters	39	-	-	39	38	-	-	38
North Slave	2	-	-	2	2	-	-	2
Tłı̄chǫ	-	-	-	-	-	-	-	-
South Slave	3	-	-	3	3	-	-	3
Dehcho	1	-	-	1	1	-	-	1
Sahtu	1	-	-	1	1	-	-	1
Beaufort Delta	1	-	-	1	1	-	-	1
	47	-	-	47	46	-	-	46
Community Allocation								
Headquarters	39	-	-	39	38	-	-	38
Regional Offices	8	-	-	8	8	-	-	8
Other	-	-	-	-	-	-	-	-
	47	-	-	47	46	-	-	46

Full Time and Part Time positions may be indeterminate positions with no end date of employment or for a fixed term. Regional Offices include positions located in Yellowknife Regional Offices (North Slave), Fort Smith, Hay River, Fort Simpson, Norman Wells and Inuvik.

Environment and Natural Resources

Wildlife

Activity Description

The Wildlife activity is responsible for the stewardship of wildlife resources.

The Biodiversity Conservation division develops wildlife legislation, implements the *Species at Risk (NWT) Act*, maintains a wildlife data repository, reports on the general status of all NWT species, and provides information to the public and stakeholders about wildlife and wildlife management initiatives.

Wildlife programs and services are delivered by regional and headquarters staff. Regional staff work closely with wildlife co-management boards to co-ordinate wildlife research and monitoring programs. Regional and headquarters staff undertake wildlife surveys and involve communities and co-management boards in these activities. Regional and headquarters staff also participate in the development of management plans. Headquarters staff help co-ordinate and provide expertise to regional staff conducting wildlife research and monitoring programs. Headquarters staff liaise with national and international wildlife organizations and co-ordinate NWT-wide programs, such as biodiversity monitoring, major legislative reviews (e.g., *Wildlife Act*), species at risk programs, wildlife health studies, wildlife standard advice, wildlife cumulative effects studies, wildlife databases, and wildlife study publications. All wildlife and sport fishing compliance programs are delivered by regional renewable resource officers.

The Wildlife Research and Management division is responsible for guiding the overall direction of Departmental wildlife, wildlife health and wildlife habitat research and monitoring programs, developing management plans and range plans, providing technical expertise and advice on wildlife issues in environmental assessment and regulatory processes, including addressing individual and cumulative effects of disturbance on wildlife and wildlife habitat, and supporting the needs of other wildlife management authorities and co-management partners to achieve shared goals and priorities.

Environment and Natural Resources

Wildlife

Operations Expenditure Summary

(thousands of dollars)

	2017-2018 Main Estimates	2016-2017 Revised Estimates	2016-2017 Main Estimates	2015-2016 Actuals
Program Detail				
Biodiversity Conservation	2,339	2,414	2,414	1,901
Field Operations	5,723	5,868	5,868	6,200
Wildlife Program Management	851	794	794	946
Wildlife Research and Management	5,565	5,881	5,881	5,558
	14,478	14,957	14,957	14,605
Expenditure Category				
Compensation and Benefits	8,957	9,150	9,150	9,365
Grants, Contributions and Transfers	824	574	574	871
Amortization	408	498	498	373
Chargebacks	-	-	-	1
Computer Hardware and Software	95	94	94	119
Contract Services	1,598	1,898	1,898	1,693
Controllable Assets	360	360	360	361
Fees and Payments	39	38	38	147
Materials and Supplies	978	1,044	1,044	619
Purchased Services	294	339	339	342
Travel	882	925	925	609
Utilities	43	37	37	105
	14,478	14,957	14,957	14,605

Environment and Natural Resources

Wildlife

Grants, Contributions and Transfers

(thousands of dollars)

	2017-2018 Main Estimates	2016-2017 Revised Estimates	2016-2017 Main Estimates	2015-2016 Actuals
Contributions				
Disease Contaminants	191	16	16	16
Field Operations Various Contributions	-	-	-	41
Stewardship Program	515	440	440	636
Wildlife Management Boards	118	118	118	151
Wildlife Research Support	-	-	-	27
Total Contributions	824	574	574	871

Descriptions of Contributions

Disease Contaminants (191) - A contribution to the Canadian Cooperative Wildlife Health Centre for wildlife health expertise.

Field Operations Various Contributions - Contributions to First Nations for community hunt activities.

Stewardship Program (515) - A program to promote species at risk stewardship actions.

Wildlife Management Boards (118) - Contributions to support wildlife management boards recognized by the Minister of Environment and Natural Resources.

Wildlife Research Support - Contribution to renewable resources councils and boards to aid in wildlife research.

Environment and Natural Resources

Wildlife

Active Positions (Information Item)

	2017-2018				2016-2017			
	Full Time	Part Time	Seasonal	Total	Full Time	Part Time	Seasonal	Total
Regional Allocation								
Headquarters	18	-	-	18	18	-	-	18
North Slave	9	-	-	9	9	-	-	9
Tłı̨chǫ	3	-	-	3	3	-	-	3
South Slave	12	1	-	13	12	1	-	13
Dehcho	7	2	-	9	7	2	-	9
Sahtu	8	-	-	8	8	-	-	8
Beaufort Delta	8	4	-	12	9	4	-	13
	65	7	-	72	66	7	-	73
Community Allocation								
Headquarters	18	-	-	18	18	-	-	18
Regional Offices	32	-	-	32	33	-	-	33
Other	15	7	-	22	15	7	-	22
	65	7	-	72	66	7	-	73

Full Time and Part Time positions may be indeterminate positions with no end date of employment or for a fixed term. Regional Offices include positions located in Yellowknife Regional Offices (North Slave), Fort Smith, Hay River, Fort Simpson, Norman Wells and Inuvik.

Environment and Natural Resources

Lease Commitments

(Information Item)

Type of Property	Community	(thousands of dollars)	
		2017-2018 Main Estimates	Future Lease Payments
Transmitter Site (Northern United Place)	Yellowknife	2	5
Transmitter Site	Fort Simpson	5	-
Forestry Base/R-R Office	Lutselk'e	53	107
Office Warehouse	Fort Smith	433	-
Office Warehouse	Hay River Reserve	87	310
Laboratory/Office	Norman Wells	100	199
Land	Fort McPherson	8	186
		688	807

The above leases do not include capital leases. In the event a lease is deemed to be a capital lease the associated asset is included in tangible capital assets and amortized over the useful life of the asset; and the lease is recorded as a financial liability.

The Main Estimates and Future Lease Payment amounts represent the Base Rent cost, excluding any operations and maintenance component that is included in the total Lease costs in the agreement.

Environment and Natural Resources

Environment Fund

(Information Item)

The *Waste Reduction and Recovery Act*, enacted in July 2005, established the Environment Fund as a Special Purpose Fund to develop and implement waste reduction recovery programs.

(thousands of dollars)

	2017-2018 Main Estimates	2016-2017 Revised Estimates	2016-2017 Main Estimates	2015-2016 Actuals
OPERATING RESULTS				
Income				
Revenue	6,743	6,743	6,743	6,121
Expenses				
Compensation and Benefits	975	929	929	818
Grants	190	190	190	203
Refunded Deposits	3,000	3,000	2,900	3,253
Handling and Processing Fees	1,759	1,759	1,729	1,376
Other Expenses	1,139	989	989	885
	7,063	6,867	6,737	6,535
Surplus (Deficit)	(320)	(124)	6	(414)
FUND BALANCE				
Opening Balance	1,988	2,112	2,170	2,526
Surplus (Deficit)	(320)	(124)	6	(414)
Closing Balance	1,668	1,988	2,176	2,112

Environment and Natural Resources

Fur Marketing Service Revolving Fund

(Information Item)

Purpose: To provide working capital for the operation of a fur advance system. Trappers receive interest free advances on fur sent to southern auction houses. More than 1,000 trappers take advantage of this program.

	(thousands of dollars)			
	2017-2018 Main Estimates	2016-2017 Revised Estimates	2016-2017 Main Estimates	2015-2016 Actuals
Authorized Limit	<u>1,500</u>	1,500	1,500	1,500
Operating Results:				
Opening Accounts Receivable	267	537	408	357
Advances to Trappers	805	830	1,000	795
Repayment of Fur Account Loans	<u>(900)</u>	<u>(1,100)</u>	<u>(950)</u>	<u>(615)</u>
Closing Accounts Receivable (Note)	<u>172</u>	<u>267</u>	<u>458</u>	<u>537</u>

Note: Some fur remains unsold at auction for extended periods. The spring sale proceeds, which are received after fiscal year end, pay off most of the remaining advances from the trapping season.

Environment and Natural Resources

Work Performed on Behalf of Others

(Information Item)

(thousands of dollars)

Items	2017-2018 Main Estimates	2016-2017 Revised Estimates	2016-2017 Main Estimates	2015-2016 Actuals
Bathurst Caribou Range Plan	241	241	241	218
Bison Control Program	50	73	50	21
Bluenose-West Caribou Survey	-	30	30	40
C-Core	-	-	-	12
Climate Change Adaptation Project	500	160	200	670
Environment and Climate Change Canada - Climate Change	-	30	30	30
Environment and Climate Change Canada - Water Research Studies	-	10	-	-
Environment and Climate Change Canada - Watershed Management	-	-	-	167
Environment and Climate Change Canada - Wildlife	25	25	25	50
Forest Industry and Biomass Initiative	1,020	929	600	1,823
Geographic Information System Project	-	1	1	8
Gwich'in Implementation	162	276	159	56
Habitat Stewardship Contribution Program - Forest Resources	-	-	-	68
Inuvialuit Implementation	4,055	4,105	3,975	3,999
Mutual Aid Research Sharing Agreement	750	750	750	839
Nature Serve Canada	40	44	40	40
Polar Knowledge Canada - Watershed Management	23	23	23	15
Reforestation Fund	-	90	-	-
Remeasurement of the National Forest Inventory	50	100	100	188
Sahtu Duck Banding Project	-	-	-	11
Sahtu Implementation	155	152	152	149
Sahtu Renewable Resources Board	-	29	30	15
Tłı̨chǫ Implementation	119	117	117	740
W. Garfield Weston Foundation	-	-	-	27
Wilfrid Laurier University	57	57	-	-
Wolf Diet Research Project	-	-	-	15
	7,247	7,242	6,523	9,201

Descriptions of Work Performed on Behalf of Others

Bathurst Caribou Range Plan (241) - Funding from Polar Knowledge Canada to prepare a management tool for decision makers to advise on the management of cumulative land disturbances on the range of the Bathurst caribou herd. This agreement ends March 2018.

Bison Control Program (50) - Funding provided by Parks Canada to conduct surveillance flights in and around Wood Buffalo National Park. This agreement is ongoing.

Environment and Natural Resources

Work Performed on Behalf of Others

(Information Item)

Bluenose-West Caribou Study - Funding provided by Parks Canada to support monitoring of the bluenose-west caribou. This agreement ends March 2017.

C-Core - Funding from C-Core to ground truth water parameters for specified areas. This agreement ended March 2016.

Climate Change Adaptation Project (500) - Funding provided by Indigenous and Northern Affairs Canada for the study of changes to climate and hydrology in the North. This Agreement ends March 2017. A new agreement will be negotiated.

Environment and Climate Change Canada - Climate Change - Funding received from Environment and Climate Change Canada to develop a collaborative climate change station network in the Northwest Territories. This agreement ends March 2017.

Environment and Climate Change Canada - Watershed Management - Funding provided by Environment and Climate Change Canada to strengthen Aboriginal economic participation in environmental monitoring in the Northwest Territories. This agreement ended March 2016.

Environment and Climate Change Canada - Water Research and Studies - Funding from Environment and Climate Change Canada for the measurement of water quality and aerial survey data on alga blooms Great Slave Lake. This agreement ends March 2017.

Environment and Climate Change Canada - Wildlife (25) - Funding from Environment and Climate Change Canada for monitoring polar bear subpopulations in the Western Arctic. This agreement ends March 2020.

Forest Industry and Biomass Initiative (1,020) - Funding received from the Canadian Northern Economic Development Agency for the implementation of the NWT Forest Initiative and Biomass Strategy. This Agreement ends March 2017. A new agreement will be negotiated.

Geographic Information System Project - Funding provided by the Sahtu Land Use Planning Board for the Geographic Information System (GIS) Project administered by the Department of Environment and Natural Resources to meet the growing GIS needs in the Sahtu Settlement Area. This agreement is ongoing.

Gwich'in Implementation (162) - Under the terms of a 10-year Bilateral Funding Agreement between Indigenous and Northern Affairs Canada and the Government of the Northwest Territories, Canada will provide a 2017-2018 grant payment to the Government of the Northwest Territories to assist with Gwich'in implementation activities pursuant to the Gwich'in Implementation Plan.

Habitat Stewardship Contribution Program - Forest Resources - Funding provided by Environment and Climate Change Canada to evaluate the risk of cumulative effects of fire and human disturbance to Boreal Woodland Caribou Habitat. This agreement ended March 2016.

Inuvialuit Implementation (4,055) - Under the terms of a contribution funding agreement between Indigenous and Northern Affairs Canada and the Government of the Northwest Territories, Canada will provide a 2017-2018 implementation funding to the Government of the Northwest Territories to assist with Inuvialuit implementation activities pursuant to the Inuvialuit Final Agreement.

Environment and Natural Resources

Work Performed on Behalf of Others

(Information Item)

Mutual Aid Resources Sharing Agreement (750) - This is an agreement among all Canadian Agencies with forest fire management responsibility. The agreement provides for the sharing of resources, including personnel, equipment, aircraft and other services to assist member agencies in time of need. This agreement is ongoing.

Nature Serve Canada (40) - Funding to assist with the Conservation Data Centre. This Agreement ends March 2017. A new agreement will be negotiated.

Polar Knowledge Canada - Watershed Management (23) - Funding provided by Polar Knowledge Canada to monitor aquatic ecosystem health within communities across the Northwest Territories. This agreement ends March 2018.

Reforestation Fund - Charges to timber permit and license holders for timber cutting and reforestation. 2017-2018 budget to be determined.

Remeasurement of the National Forest Inventory (50) - Funding from Natural Resources Canada to aid in the National Forest Inventory Permanent Sample Plot program which contributes ground and remote-sensing based information on growth and changes to northern forests. This agreement ends March 2017.

Sahtu Duck Banding Project - Funding provided by the United States Fish and Wildlife to study the distribution, harvest locations and survival of northern dabbling ducks at Willow Lake. 2017-2018 budget to be determined.

Sahtu Implementation (155) - Under the terms of a 10-year Bilateral Funding Agreement between Indigenous and Northern Affairs Canada and the Government of the Northwest Territories, Canada will provide a 2017-2018 grant payment to the Government of the Northwest Territories to assist with Sahtu implementation activities pursuant to the Sahtu Implementation Plan.

Sahtu Renewable Resources Board - Funding provided by the Sahtu Renewable Resources Board to conduct wildlife studies. This agreement is ongoing.

Tłı̨chǫ Implementation (119) - Under the terms of a 10-year Bilateral Funding Agreement between Indigenous and Northern Affairs Canada and the Government of the Northwest Territories, Canada will provide a 2017-2018 grant payment to the Government of the Northwest Territories to assist with Tłı̨chǫ implementation activities pursuant to the Tłı̨chǫ Implementation Plan.

W. Garfield Weston Foundation - Funding provided by W. Garfield Weston Foundation to establish the spatial trends in metals levels (including mercury) in fish tissue along the Mackenzie River and radiating from a known point source of industrial pollutants (Giant and Con Mines). This agreement ended March 2016.

Wilfrid Laurier University (57) - Funding received from Wilfrid Laurier University to develop key aspects of the science programs arising from the partnership in community outreach to assist in the development of new strategies to develop infrastructure and expertise in a variety of disciplines on the water resources impacts of permafrost thaw and to identify end-user decision needs. This agreement ends May 2020.

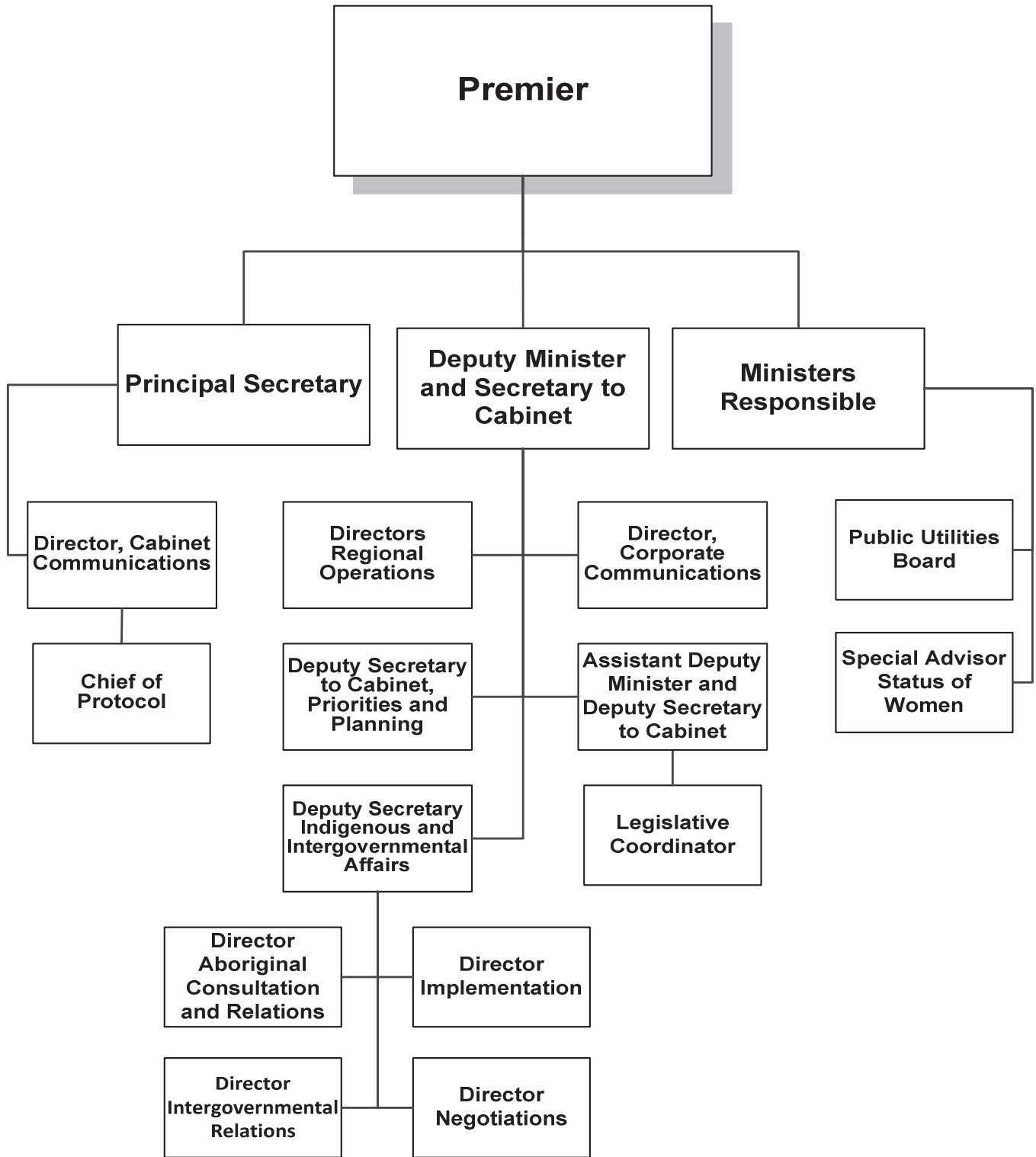
Wolf Diet Research Project - Funding received from Parks Canada to examine diets using samples collected from harvested wolves. This agreement ended March 2016.

This page intentionally left blank

Executive and Indigenous Affairs

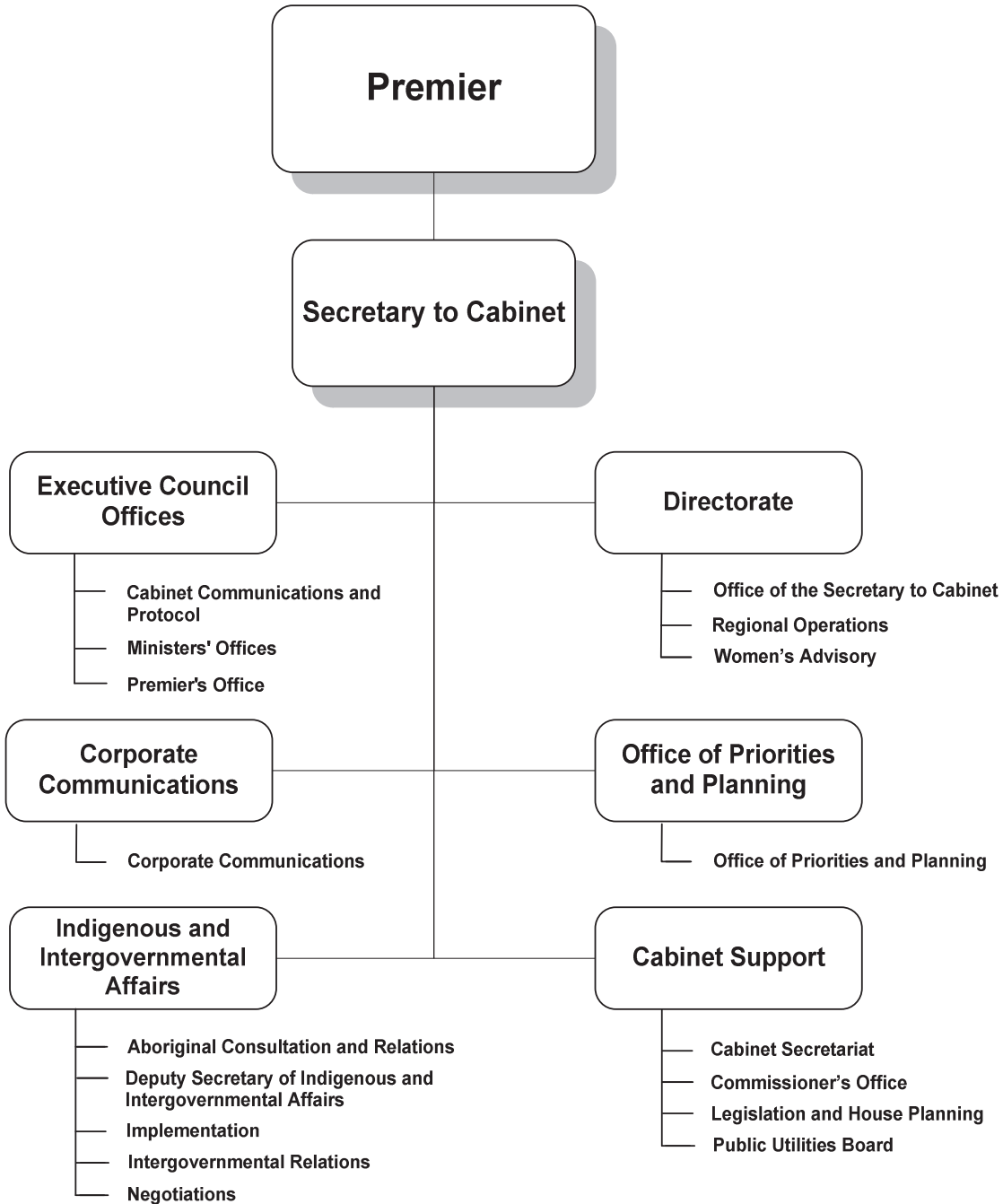
Executive and Indigenous Affairs

Organizational Chart



Executive and Indigenous Affairs

Accounting Structure Chart




Executive and Indigenous Affairs

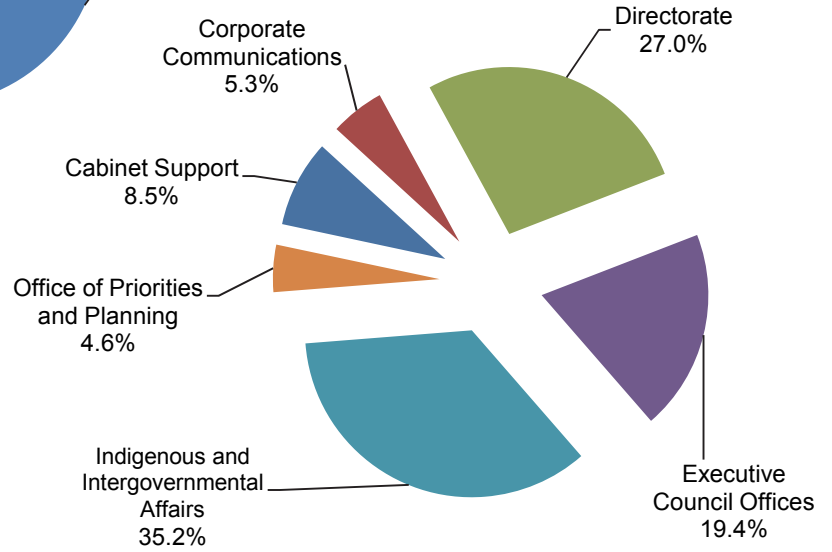
Graphs

Operations Expenditures

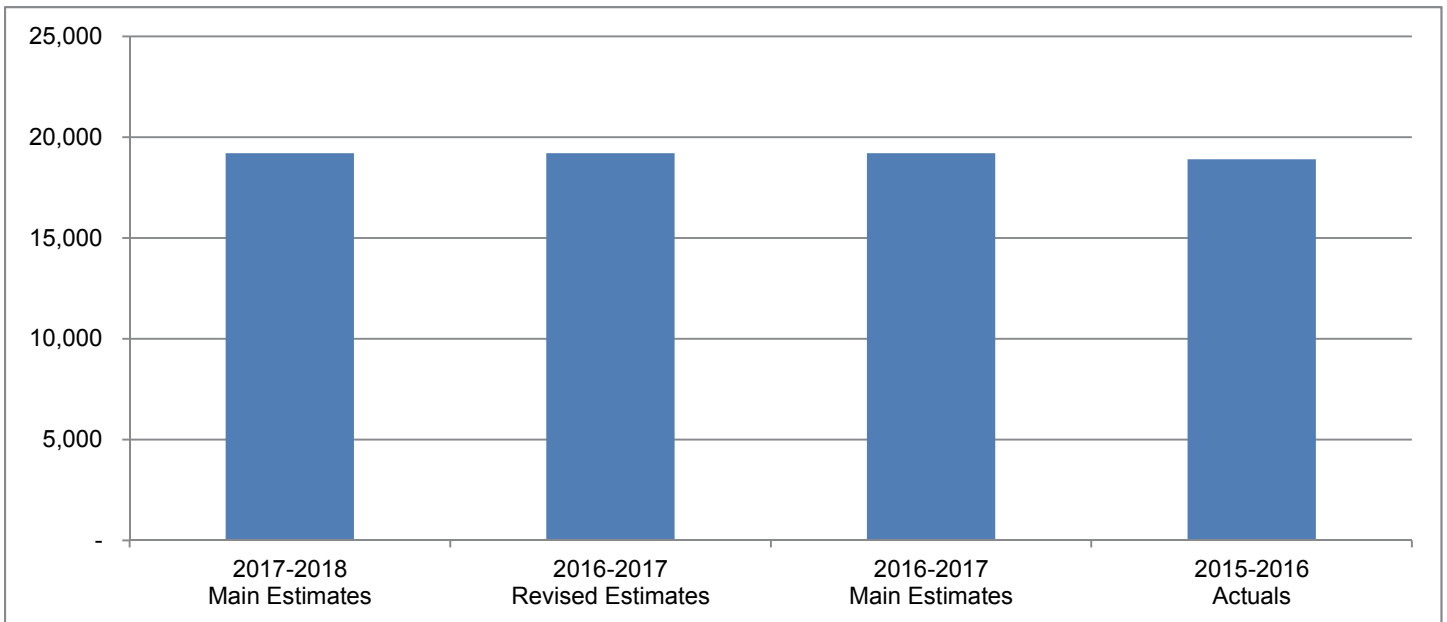
By Expenditure Category



By Activity



Operations Expenditures Comparison (thousands of dollars)



Executive and Indigenous Affairs

The mandate of the Department of Executive and Indigenous Affairs is to provide overall management and direction to the Executive branch of Government. The key areas in which the Department is responsible for achieving results are:

Coordinating and supporting the planning and implementation of initiatives and actions in support of cross-government goals;

Providing policy, strategic, legislative and communications advice to support Cabinet and Ministers;

Ensuring effective communications through the coordination and dissemination of timely and accurate information about the Government of the Northwest Territories (GNWT) to ensure it is visible, accessible and accountable to the citizens of the NWT.

Protecting, developing and promoting the interests of the territorial government and the residents of the Northwest Territories in the negotiation and implementation of land, resources and self-government agreements that address Aboriginal rights in the Northwest Territories; and ensuring mutually respectful intergovernmental relations.

	(thousands of dollars)			
	2017-2018 Main Estimates	2016-2017 Revised Estimates	2016-2017 Main Estimates	2015-2016 Actuals
Activity				
Cabinet Support	1,625	1,789	1,789	2,512
Corporate Communications	1,013	1,013	1,013	1,084
Directorate	5,194	5,077	5,077	5,218
Executive Council Offices	3,734	3,734	3,734	3,356
Indigenous and Intergovernmental Affairs	6,748	6,865	6,865	6,728
Office of Priorities and Planning	880	716	716	-
	19,194	19,194	19,194	18,898
Expenditure Category				
Compensation and Benefits	14,365	14,301	14,301	14,197
Grants, Contributions and Transfers	1,445	1,445	1,445	1,681
Amortization	7	7	7	7
Chargebacks	584	547	547	552
Computer Hardware and Software	47	37	37	23
Contract Services	1,038	1,214	1,214	885
Controllable Assets	42	37	37	61
Fees and Payments	97	96	96	99
Materials and Supplies	295	277	277	213
Purchased Services	349	333	333	361
Travel	925	900	900	819
	19,194	19,194	19,194	18,898
Total Revenues	-	-	-	-
Total Active Positions	103	-	103	-
Infrastructure Investment	-	-	-	-

Executive and Indigenous Affairs

Active Position Summary

(Information Item)

Activity	2017-2018				2016-2017			
	Full Time	Part Time	Seasonal	Total	Full Time	Part Time	Seasonal	Total
Activity								
Cabinet Support	8	-	-	8	10	-	-	10
Corporate Communications	6	-	-	6	6	-	-	6
Directorate	8	21	-	29	9	20	-	29
Executive Council Offices	21	-	-	21	21	-	-	21
Indigenous and Intergovernmental Affairs	34	-	-	34	34	-	-	34
Office of Priorities and Planning	5	-	-	5	3	-	-	3
	82	21	-	103	83	20	-	103
Regional Allocation								
Headquarters	76	-	-	76	77	-	-	77
North Slave	3	-	-	3	3	-	-	3
Tłıchǫ	-	4	-	4	-	4	-	4
South Slave	1	2	-	3	1	1	-	2
Dehcho	-	4	-	4	-	4	-	4
Sahtu	-	4	-	4	-	4	-	4
Beaufort Delta	2	7	-	9	2	7	-	9
	82	21	-	103	83	20	-	103
Community Allocation								
Headquarters	76	-	-	76	77	-	-	77
Regional Offices	6	-	-	6	6	-	-	6
Other	-	21	-	21	-	20	-	20
	82	21	-	103	83	20	-	103

Full Time and Part Time positions may be indeterminate positions with no end date of employment or for a fixed term. Regional Offices include positions located in Yellowknife Regional Offices (North Slave), Fort Smith, Hay River, Fort Simpson, Norman Wells and Inuvik.

Executive and Indigenous Affairs

Cabinet Support

Activity Description

Cabinet Support is responsible for ensuring systems are in place to support informed decision-making and to successfully implement Cabinet direction. Cabinet Support offers objective, independent policy analysis and operational support through the Cabinet Secretariat, the Commissioner's Office and the Public Utilities Board.

Cabinet Secretariat provides broad policy advice on priorities, strategies, policies and legislation to the Premier and Cabinet; and support for all Cabinet operations, including communicating, monitoring compliance with, and assisting (as required) in the implementation of Cabinet direction. The Secretariat has ultimate responsibility for maintaining the security and integrity of the official Cabinet Record.

Legislation and House Planning is responsible for the provision of broad policy advice to the Government House Leader, Executive Council, Ministers' offices and departments on the Rules of the Legislative Assembly, the Legislative Process, preparation and assessment of legislative initiatives, support for the development of the legislative agenda, and a full range of administrative services in support of Cabinet with respect to business in the Legislative Assembly during Session.

The Public Utilities Board is an independent regulatory agency responsible for the regulation of the energy utilities in the Northwest Territories. The main function of the Board is derived from the Public Utilities Act and operational support is provided by the Department of Executive and Indigenous Affairs.

The Commissioner's Office provides office space and operational support for the federally appointed Commissioner of the Northwest Territories.

Executive and Indigenous Affairs

Cabinet Support

Operations Expenditure Summary

(thousands of dollars)

	2017-2018 Main Estimates	2016-2017 Revised Estimates	2016-2017 Main Estimates	2015-2016 Actuals
Program Detail				
Cabinet Secretariat	584	748	748	1,497
Commissioner's Office	201	201	201	155
Legislation and House Planning	396	396	396	429
Public Utilities Board	444	444	444	431
	1,625	1,789	1,789	2,512
Expenditure Category				
Compensation and Benefits	1,221	1,385	1,385	2,105
Computer Hardware and Software	-	-	-	1
Contract Services	207	207	207	228
Controllable Assets	-	-	-	30
Fees and Payments	24	24	24	39
Materials and Supplies	39	39	39	28
Purchased Services	44	44	44	34
Travel	90	90	90	47
	1,625	1,789	1,789	2,512

Executive and Indigenous Affairs

Cabinet Support

Active Positions (Information Item)

	2017-2018				2016-2017			
	Full Time	Part Time	Seasonal	Total	Full Time	Part Time	Seasonal	Total
Regional Allocation								
Headquarters	7	-	-	7	9	-	-	9
North Slave	-	-	-	-	-	-	-	-
Tłı̨chǫ	-	-	-	-	-	-	-	-
South Slave	1	-	-	1	1	-	-	1
Dehcho	-	-	-	-	-	-	-	-
Sahtu	-	-	-	-	-	-	-	-
Beaufort Delta	-	-	-	-	-	-	-	-
	8	-	-	8	10	-	-	10
Community Allocation								
Headquarters	7	-	-	7	9	-	-	9
Regional Offices	1	-	-	1	1	-	-	1
Other	-	-	-	-	-	-	-	-
	8	-	-	8	10	-	-	10

Full Time and Part Time positions may be indeterminate positions with no end date of employment or for a fixed term. Regional Offices include positions located in Yellowknife Regional Offices (North Slave), Fort Smith, Hay River, Fort Simpson, Norman Wells and Inuvik.

Executive and Indigenous Affairs

Corporate Communications

Activity Description

Corporate Communications provides broad communications advice and support across government and promotes an integrated corporate approach to communications. Corporate communications is responsible for operationalizing the strategic communications priorities of the government, providing communications leadership and direction to GNWT departments, facilitating messaging for interdepartmental initiatives, and promoting a consistent, positive identity for the GNWT.

Executive and Indigenous Affairs

Corporate Communications

Operations Expenditure Summary

(thousands of dollars)

	2017-2018 Main Estimates	2016-2017 Revised Estimates	2016-2017 Main Estimates	2015-2016 Actuals
Expenditure Category				
Compensation and Benefits	802	802	802	820
Computer Hardware and Software	-	-	-	7
Contract Services	171	171	171	173
Fees and Payments	-	-	-	7
Materials and Supplies	26	26	26	65
Purchased Services	8	8	8	9
Travel	6	6	6	3
	1,013	1,013	1,013	1,084

Executive and Indigenous Affairs

Corporate Communications

Active Positions (Information Item)

	2017-2018				2016-2017			
	Full Time	Part Time	Seasonal	Total	Full Time	Part Time	Seasonal	Total
Regional Allocation								
Headquarters	6	-	-	6	6	-	-	6
North Slave	-	-	-	-	-	-	-	-
Tłı̨chǫ	-	-	-	-	-	-	-	-
South Slave	-	-	-	-	-	-	-	-
Dehcho	-	-	-	-	-	-	-	-
Sahtu	-	-	-	-	-	-	-	-
Beaufort Delta	-	-	-	-	-	-	-	-
	6	-	-	6	6	-	-	6
Community Allocation								
Headquarters	6	-	-	6	6	-	-	6
Regional Offices	-	-	-	-	-	-	-	-
Other	-	-	-	-	-	-	-	-
	6	-	-	6	6	-	-	6

Full Time and Part Time positions may be indeterminate positions with no end date of employment or for a fixed term. Regional Offices include positions located in Yellowknife Regional Offices (North Slave), Fort Smith, Hay River, Fort Simpson, Norman Wells and Inuvik.

Executive and Indigenous Affairs

Directorate

Activity Description

Office of the Secretary to Cabinet is responsible for leading the senior management of the territorial public service, managing the executive functions of the bureaucracy, supporting Executive Council decision making, and coordinating the development and implementation of government-wide direction. The Office is also responsible for the management of the Department of Executive and Indigenous Affairs and the planning and administration of functions necessary to further the Department's mandate. The Secretary to Cabinet is accountable to the Premier for the proper conduct of business of the Department.

Regional Operations are responsible for communicating and coordinating GNWT policy, program and service responsibilities in the regions, as well as the management of the Single Window Service Centres in small communities in the NWT.

The Women's Advisory division supports the Minister Responsible for the Status of Women, and serves as a point of contact within the GNWT for governmental and non-governmental organizations that enhance the cultural, economic, political and social participation of women in society.

Executive and Indigenous Affairs

Directorate

Operations Expenditure Summary

(thousands of dollars)

	2017-2018 Main Estimates	2016-2017 Revised Estimates	2016-2017 Main Estimates	2015-2016 Actuals
Program Detail				
Office of the Secretary to Cabinet	1,796	1,774	1,774	1,710
Regional Operations	2,323	2,228	2,228	2,476
Women's Advisory				
Corporate and Administration Costs	205	205	205	162
Native Women's Association	426	426	426	426
Status of Women Council	394	394	394	394
Women's Initiatives Grants	50	50	50	50
	5,194	5,077	5,077	5,218
Expenditure Category				
Compensation and Benefits	3,191	3,188	3,188	3,268
Grants, Contributions and Transfers	870	870	870	870
Amortization	7	7	7	7
Chargebacks	584	547	547	552
Computer Hardware and Software	40	30	30	9
Contract Services	55	53	53	81
Controllable Assets	35	30	30	2
Fees and Payments	5	4	4	20
Materials and Supplies	68	50	50	26
Purchased Services	104	88	88	113
Travel	235	210	210	270
	5,194	5,077	5,077	5,218

Executive and Indigenous Affairs

Directorate

Grants, Contributions and Transfers

(thousands of dollars)

	2017-2018 Main Estimates	2016-2017 Revised Estimates	2016-2017 Main Estimates	2015-2016 Actuals
Grants				
Women's Initiatives Grants	50	50	50	50
Contributions				
Native Women's Association	426	426	426	426
Status of Women Council	394	394	394	394
	820	820	820	820
Total Grants and Contributions	870	870	870	870

Descriptions of Grants and Contributions

Women's Initiatives Grants (50) - Funding is provided to non-profit organizations for special projects that support the cultural, economic, political and social participation of women in society.

Native Women's Association (426) - Funding is provided to cover staff, travel, research, meeting costs and related operations and maintenance costs.

Status of Women Council (394) - Funding is provided to the Status of Women Council of the Northwest Territories in order to assist the council with operating expenses.

Executive and Indigenous Affairs

Directorate

Active Positions (Information Item)

	2017-2018				2016-2017			
	Full Time	Part Time	Seasonal	Total	Full Time	Part Time	Seasonal	Total
Regional Allocation								
Headquarters	3	-	-	3	4	-	-	4
North Slave	3	-	-	3	3	-	-	3
Tłı̨chǫ	-	4	-	4	-	4	-	4
South Slave	-	2	-	2	-	1	-	1
Dehcho	-	4	-	4	-	4	-	4
Sahtu	-	4	-	4	-	4	-	4
Beaufort Delta	2	7	-	9	2	7	-	9
	8	21	-	29	9	20	-	29
Community Allocation								
Headquarters	3	-	-	3	4	-	-	4
Regional Offices	5	-	-	5	5	-	-	5
Other	-	21	-	21	-	20	-	20
	8	21	-	29	9	20	-	29

Full Time and Part Time positions may be indeterminate positions with no end date of employment or for a fixed term. Regional Offices include positions located in Yellowknife Regional Offices (North Slave), Fort Smith, Hay River, Fort Simpson, Norman Wells and Inuvik.

Executive and Indigenous Affairs

Executive Council Offices

Activity Description

The Executive Council Offices comprise the Premier's Office, Ministers' Offices, and Cabinet Communications and Protocol.

The Premier's Office supports the Premier with the management of the executive functions of government and takes a lead in coordinating the government's activities related to the political development of the Northwest Territories.

Ministers' Offices provide support for the Ministers, their offices and support staff. This includes salaries and operational expenses for the Ministers and their staff.

Cabinet Communications and Protocol provides communications and public affairs leadership and protocol services to promote broad stakeholder understanding and support of GNWT priorities and initiatives on behalf of the Premier and Cabinet.

Executive and Indigenous Affairs

Executive Council Offices

Operations Expenditure Summary

(thousands of dollars)

	2017-2018 Main Estimates	2016-2017 Revised Estimates	2016-2017 Main Estimates	2015-2016 Actuals
Program Detail				
Cabinet Communications and Protocol	951	951	951	590
Ministers' Offices	1,706	1,706	1,706	1,646
Premier's Office	1,077	1,077	1,077	1,120
	3,734	3,734	3,734	3,356
Expenditure Category				
Compensation and Benefits	3,046	3,046	3,046	2,915
Grants, Contributions and Transfers	-	-	-	25
Computer Hardware and Software	-	-	-	1
Contract Services	291	291	291	144
Fees and Payments	33	33	33	6
Materials and Supplies	85	85	85	47
Purchased Services	110	110	110	78
Travel	169	169	169	140
	3,734	3,734	3,734	3,356

Executive and Indigenous Affairs

Executive Council Offices

Grants, Contributions and Transfers

(thousands of dollars)

	2017-2018 Main Estimates	2016-2017 Revised Estimates	2016-2017 Main Estimates	2015-2016 Actuals
Grants				
Special Grant	-	-	-	25

Descriptions of Grants

Special Grant - Canadian Red Cross to aid in relief efforts for the Nepal Region Earthquake fund.

Executive and Indigenous Affairs

Executive Council Offices

Active Positions (Information Item)

	2017-2018				2016-2017			
	Full Time	Part Time	Seasonal	Total	Full Time	Part Time	Seasonal	Total
Regional Allocation								
Headquarters	21	-	-	21	21	-	-	21
North Slave	-	-	-	-	-	-	-	-
Tłı̨chǫ	-	-	-	-	-	-	-	-
South Slave	-	-	-	-	-	-	-	-
Dehcho	-	-	-	-	-	-	-	-
Sahtu	-	-	-	-	-	-	-	-
Beaufort Delta	-	-	-	-	-	-	-	-
	21	-	-	21	21	-	-	21
Community Allocation								
Headquarters	21	-	-	21	21	-	-	21
Regional Offices	-	-	-	-	-	-	-	-
Other	-	-	-	-	-	-	-	-
	21	-	-	21	21	-	-	21

Full Time and Part Time positions may be indeterminate positions with no end date of employment or for a fixed term. Regional Offices include positions located in Yellowknife Regional Offices (North Slave), Fort Smith, Hay River, Fort Simpson, Norman Wells and Inuvik.

Executive and Indigenous Affairs

Indigenous and Intergovernmental Affairs

Activity Description

The Aboriginal Consultation and Relations division promotes and advances the GNWT's commitment to develop and maintain mutually respectful intergovernmental relations between the GNWT and Aboriginal governments and is also responsible for the provision of advice to all departments in relation to meeting the GNWT's duty to consult. As part of its role in Aboriginal intergovernmental relations, the division is responsible for providing support to the Intergovernmental Council on Land and Resource Management.

The Deputy Secretary of Indigenous and Intergovernmental Affairs Office provides strategic advice and support to the Minister, and oversees matters pertaining to Aboriginal rights. The division is also responsible for ensuring the effective ongoing implementation of the Devolution Agreement as well as the alignment of devolution implementation with intergovernmental relations strategies. This includes managing the addition of further Aboriginal parties to the Devolution Final Agreement. In addition the division leads the development and review of negotiating mandates that guide GNWT negotiating teams at all land, resources and self-government negotiations.

The Intergovernmental Relations division promotes and advances the GNWT's commitment to develop and maintain mutually respectful intergovernmental relations between the GNWT and federal, provincial, territorial, and international governments. In doing so, the division protects, develops and promotes the interests and aspirations of NWT residents in the GNWT's intergovernmental relations activities.

The Implementation division is responsible for negotiating implementation plans, financing agreements and joint program and service delivery arrangements associated with land, resources and self-government agreements. The division is also responsible for monitoring and facilitating ongoing GNWT implementation obligations and activities pursuant to settled land, resources and self-government agreements, and representing the GNWT on trilateral Implementation Committees tasked with monitoring and coordinating the overall implementation of the agreements.

The Negotiations division is responsible for leading the GNWT's participation at land, resources and self-government negotiations in the NWT. Successfully concluding land, resources and self-government agreements throughout the NWT will lay the foundation for attaining political certainty, building mutually respectful intergovernmental relations and realizing the economic potential of the NWT.

Executive and Indigenous Affairs

Indigenous and Intergovernmental Affairs

Operations Expenditure Summary

(thousands of dollars)

	2017-2018 Main Estimates	2016-2017 Revised Estimates	2016-2017 Main Estimates	2015-2016 Actuals
Activity				
Aboriginal Consultation and Relations				
Aboriginal Intergovernmental Meetings Fund	300	300	300	350
Corporate and Administration Costs	693	693	693	660
Deputy Secretary of Indigenous and Intergovernmental Affairs				
Corporate and Administration Costs	1,773	1,755	1,755	1,910
Core Funding to Métis Locals	225	225	225	225
Indspire Awards	-	-	-	35
Special Events Funding to Aboriginal Organizations	50	50	50	176
Implementation	469	507	507	485
Intergovernmental Relations	937	937	937	854
Negotiations	2,301	2,398	2,398	2,033
	6,748	6,865	6,865	6,728
Expenditure Category				
Compensation and Benefits	5,285	5,224	5,224	5,089
Grants, Contributions and Transfers	575	575	575	786
Chargebacks	-	-	-	-
Computer Hardware and Software	7	7	7	5
Contract Services	289	467	467	259
Controllable Assets	7	7	7	29
Fees and Payments	35	35	35	27
Materials and Supplies	62	62	62	47
Purchased Services	83	83	83	127
Travel	405	405	405	359
	6,748	6,865	6,865	6,728

Executive and Indigenous Affairs
Indigenous and Intergovernmental Affairs
Grants, Contributions and Transfers

(thousands of dollars)

	2017-2018 Main Estimates	2016-2017 Revised Estimates	2016-2017 Main Estimates	2015-2016 Actuals
Grants				
Aboriginal Intergovernmental Meetings Fund	300	300	300	350
Core Funding to Métis Locals	225	225	225	225
Indspire Awards	-	-	-	35
Special Events Funding to Aboriginal Organizations	50	50	50	176
	575	575	575	786

Descriptions of Grants

Aboriginal Intergovernmental Meetings Fund (300) - Funding is provided to assist regional Aboriginal governments in the Northwest Territories with the costs of participating in government-to-government meetings with the Government of the Northwest Territories.

Core Funding to Métis Locals (225) - Core funding is provided to Métis Locals in the Northwest Territories to assist with office operating costs.

Indspire Awards - Funding is provided to the National Aboriginal Achievement Foundation to assist in the costs associated with the annual Indspire Awards celebration.

Special Events Funding to Aboriginal Organizations (50) - Funding is provided to Aboriginal organizations for special events and community celebrations of National Aboriginal Day.

Executive and Indigenous Affairs

Indigenous and Intergovernmental Affairs

Active Position Summary (Information Item)

	2017-2018				2016-2017			
	Full Time	Part Time	Seasonal	Total	Full Time	Part Time	Seasonal	Total
Regional Allocation								
Headquarters	34	-	-	34	34	-	-	34
North Slave	-	-	-	-	-	-	-	-
Tłı̨chǫ	-	-	-	-	-	-	-	-
South Slave	-	-	-	-	-	-	-	-
Dehcho	-	-	-	-	-	-	-	-
Sahtu	-	-	-	-	-	-	-	-
Beaufort Delta	-	-	-	-	-	-	-	-
	34	-	-	34	34	-	-	34
Community Allocation								
Headquarters	34	-	-	34	34	-	-	34
Regional Offices	-	-	-	-	-	-	-	-
Other	-	-	-	-	-	-	-	-
	34	-	-	34	34	-	-	34

Full Time and Part Time positions may be indeterminate positions with no end date of employment or for a fixed term. Regional Offices include positions located in Yellowknife Regional Offices (North Slave), Fort Smith, Hay River, Fort Simpson, Norman Wells and Inuvik.

Executive and Indigenous Affairs

Office of Priorities and Planning

Activity Description

The Office of Priorities and Planning (OPP) provides strategic advice and coordination on the development and implementation of the government's Mandate and related government-wide planning activities, coordinates government-wide reporting on progress towards fulfilling the government's commitments in the Mandate, provides policy and administrative support to the Committees-of-Cabinet and supporting committees of Deputy Ministers, provides leadership to the Directors of Policy Committee, and supports all departments in the process of nominating and appointing persons to public boards. The OPP also provides direct advice and support to the Minister Responsible for Public Engagement & Transparency.

Executive and Indigenous Affairs

Office of Priorities and Planning

Operations Expenditure Summary

(thousands of dollars)

Expenditure Category	2017-2018 Main Estimates	2016-2017 Revised Estimates	2016-2017 Main Estimates	2015-2016 Actuals
Compensation and Benefits	820	656	656	-
Contract Services	25	25	25	-
Materials and Supplies	15	15	15	-
Travel	20	20	20	-
	880	716	716	-

Executive and Indigenous Affairs

Office of Priorities and Planning

Active Positions (Information Item)

	2017-2018				2016-2017			
	Full Time	Part Time	Seasonal	Total	Full Time	Part Time	Seasonal	Total
Regional Allocation								
Headquarters	5	-	-	5	3	-	-	3
North Slave	-	-	-	-	-	-	-	-
Tłı̨chǫ	-	-	-	-	-	-	-	-
South Slave	-	-	-	-	-	-	-	-
Dehcho	-	-	-	-	-	-	-	-
Sahtu	-	-	-	-	-	-	-	-
Beaufort Delta	-	-	-	-	-	-	-	-
	5	-	-	5	3	-	-	3
Community Allocation								
Headquarters	5	-	-	5	3	-	-	3
Regional Offices	-	-	-	-	-	-	-	-
Other	-	-	-	-	-	-	-	-
	5	-	-	5	3	-	-	3

Full Time and Part Time positions may be indeterminate positions with no end date of employment or for a fixed term. Regional Offices include positions located in Yellowknife Regional Offices (North Slave), Fort Smith, Hay River, Fort Simpson, Norman Wells and Inuvik.

Executive and Indigenous Affairs

Lease Commitments

(Information Item)

Type of Property	Community	(thousands of dollars)	
		2017-2018 Main Estimates	Future Lease Payments
Office Space	Ottawa	33	96
		33	96

The above leases do not include capital leases. In the event a lease is deemed to be a capital lease the associated asset is included in tangible capital assets and amortized over the useful life of the asset; and the lease is recorded as a financial liability.

The Main Estimates and Future Lease Payment amounts represent the Base Rent cost, excluding any operations and maintenance component that is included in the total Lease costs in the agreement.

Executive and Indigenous Affairs

Work Performed on Behalf of Others

(Information Item)

(thousands of dollars)

Items	2017-2018	2016-2017	2016-2017	2015-2016
	Main Estimates	Revised Estimates	Main Estimates	Actuals
Inuvialuit Implementation Funding	140	158	137	145
Gwich'in Land Claim Implementation	159	194	156	162
Sahtu Land Claim Implementation	118	120	116	116
Tłıchǵ Agreement Implementation Funding	225	250	150	190
	642	722	559	613

Descriptions of Work Performed on Behalf of Others

Inuvialuit Implementation Funding (140) - Under the terms of a contribution funding agreement between the Department of Indigenous and Northern Affairs Canada and the Government of the Northwest Territories, Canada will provide 2017-2018 implementation funding to the Government of the Northwest Territories to assist with Inuvialuit implementation activities pursuant to the Inuvialuit Final Agreement.

Gwich'in Land Claim Implementation (159) - Under the terms of a 10-year Bilateral Funding Agreement between the Department of Indigenous and Northern Affairs Canada and the Government of the Northwest Territories, Canada will provide a 2017-2018 grant payment to the Government of the Northwest Territories to assist with Gwich'in implementation activities pursuant to the Gwich'in Implementation Plan.

Sahtu Land Claim Implementation (118) - Under the terms of a 10-year Bilateral Funding Agreement between the Department of Indigenous and Northern Affairs Canada and the Government of the Northwest Territories, Canada will provide a 2017-2018 grant payment to the Government of the Northwest Territories to assist with Sahtu implementation activities pursuant to the Sahtu Implementation Plan.

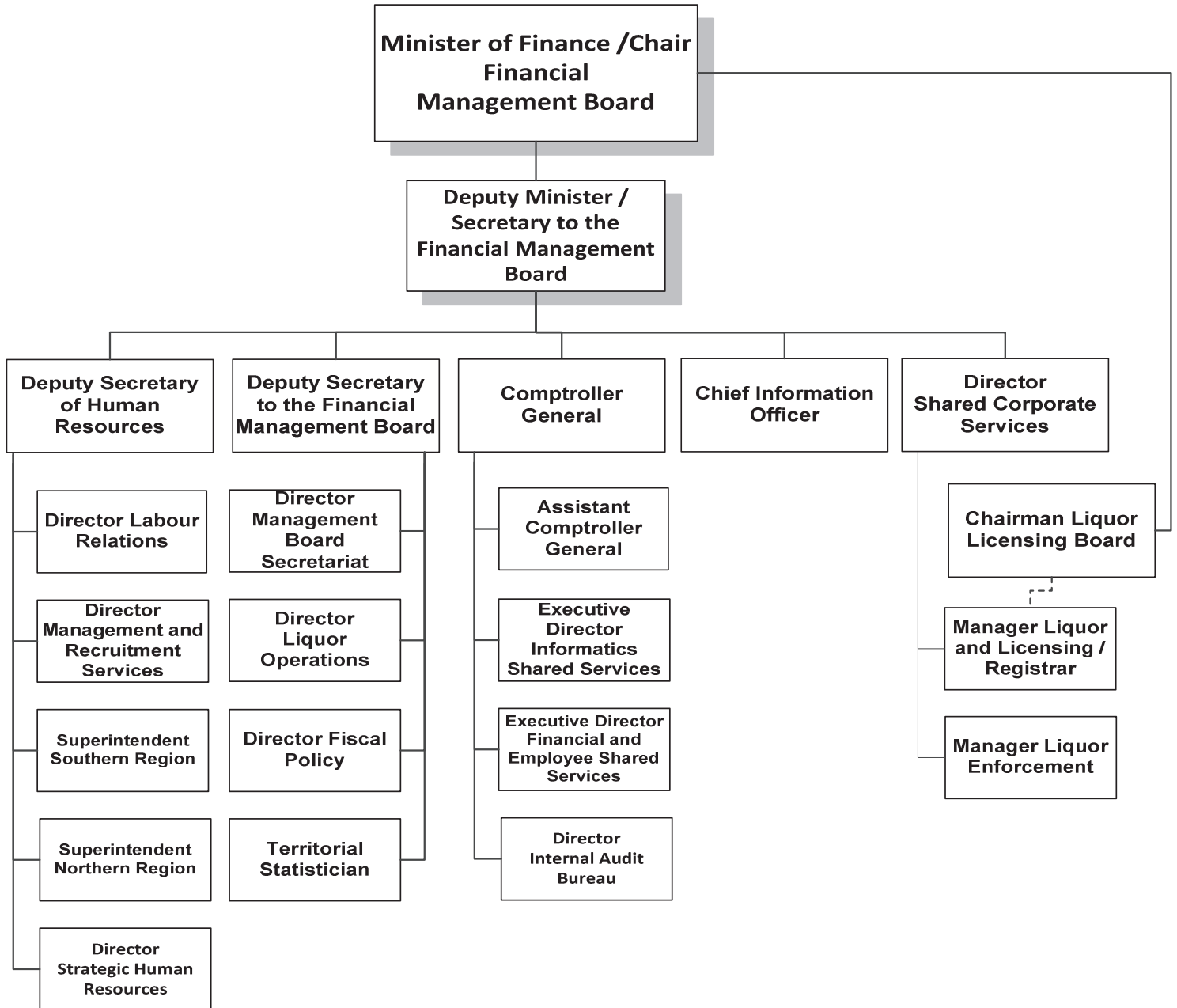
Tłıchǵ Agreement Implementation Funding (225) - Under the terms of a 10-year Bilateral Funding Agreement between the Department of Indigenous and Northern Affairs Canada and the Government of the Northwest Territories, Canada will provide a 2017-2018 grant payment to the Government of the Northwest Territories to assist with Tłıchǵ implementation activities pursuant to the Tłıchǵ Implementation Plan.

This page intentionally left blank

Finance

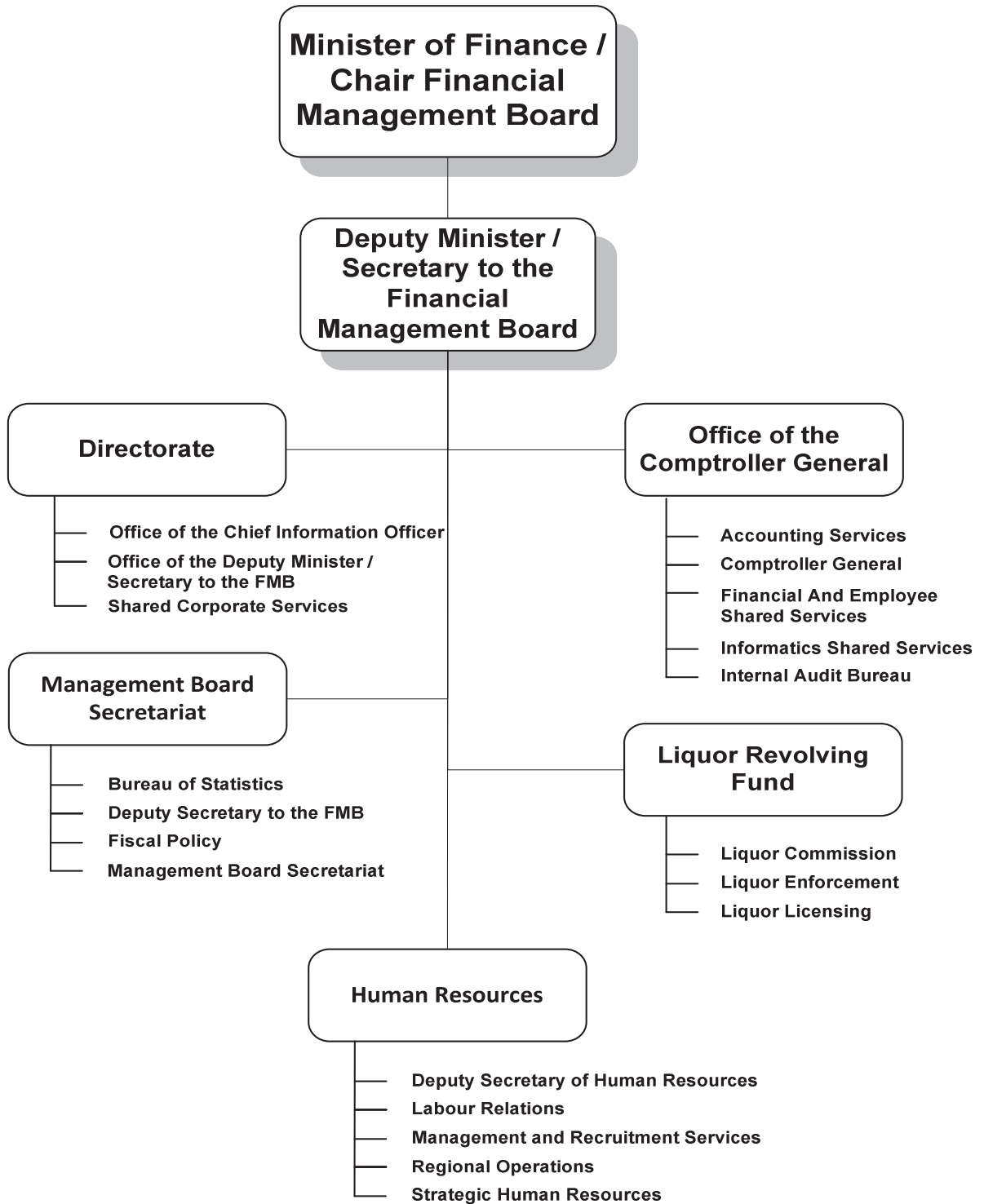
Finance

Organizational Chart



Finance

Accounting Structure Chart

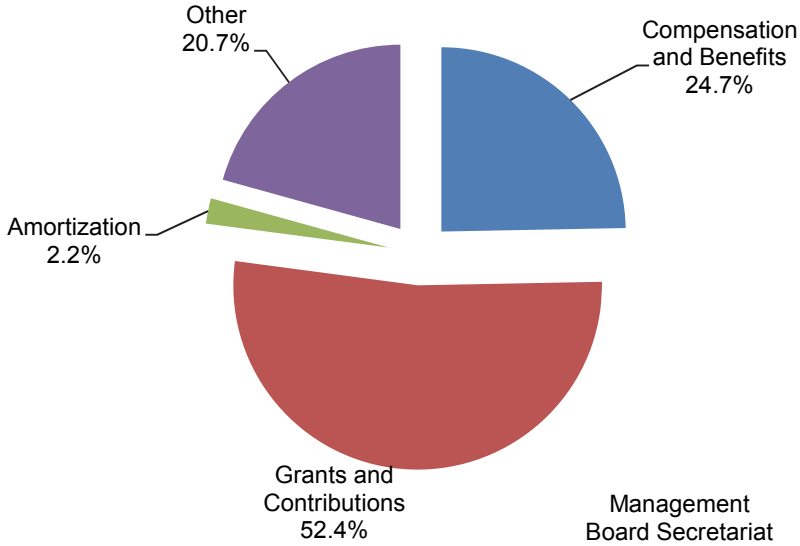


Finance

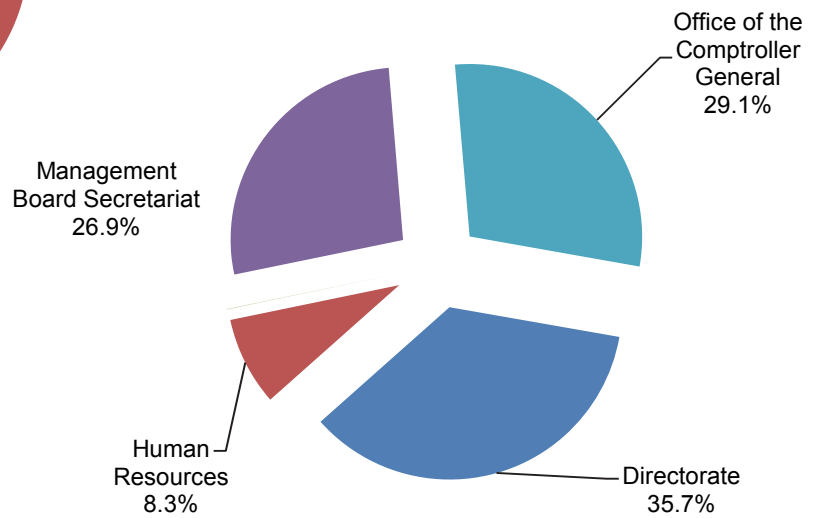
Graphs

Operations Expenditures

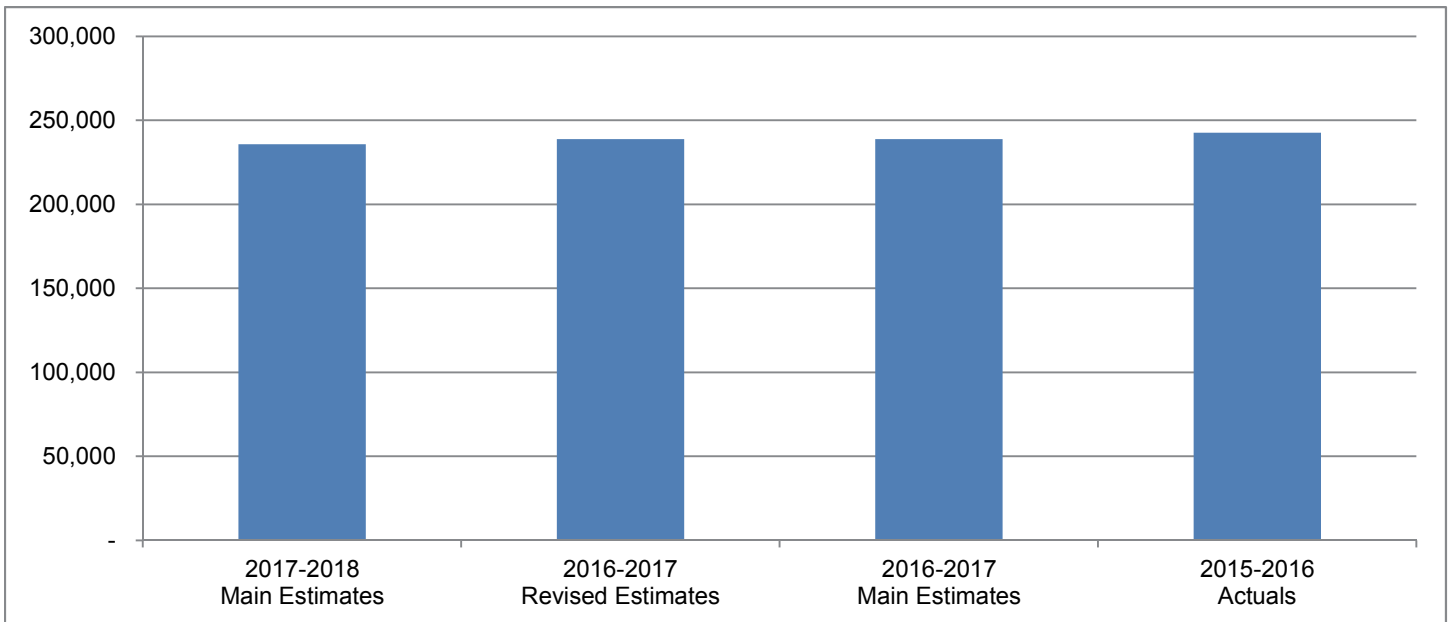
By Expenditure Category



By Activity



**Operations Expenditures Comparison
(thousands of dollars)**



Finance

To obtain, manage and control the financial resources required to support the priorities identified by the Legislative Assembly through implementation of Government of the Northwest Territories' (GNWT) policies and programs and ensuring effective, efficient and economical management of financial and information resources.

	(thousands of dollars)			
	2017-2018 Main Estimates	2016-2017 Revised Estimates	2016-2017 Main Estimates	2015-2016 Actuals
Activity				
Directorate	84,047	98,501	98,501	117,613
Human Resources	19,577	21,182	21,182	17,519
Liquor Revolving Fund	63	63	63	62
Management Board Secretariat	63,372	53,006	53,006	44,219
Office of the Comptroller General	68,684	65,982	65,982	63,102
	235,743	238,734	238,734	242,515
Expenditure Category				
Compensation and Benefits	58,213	59,903	59,903	61,048
Grants, Contributions and Transfers	123,521	136,815	136,815	147,821
Amortization	5,236	2,444	2,444	2,467
Chargebacks	2,096	2,022	2,022	2,162
Computer Hardware and Software	7,316	3,724	3,724	2,116
Contract Services	20,487	14,539	14,539	4,771
Controllable Assets	52	52	52	1,529
Fees and Payments	2,627	3,036	3,036	5,146
Interest	11,297	11,097	11,097	9,294
Materials and Supplies	773	760	760	525
Purchased Services	3,221	3,382	3,382	4,011
Travel	904	960	960	965
Valuation Allowances	-	-	-	660
	235,743	238,734	238,734	242,515
Total Revenues	1,625,280	1,609,661	1,579,647	1,564,799
Total Active Positions	356		360	
Infrastructure Investment	1,325	92,475	92,325	70,273

Finance

Revenue Summary

(Information Item)

(thousands of dollars)

	2017-2018 Main Estimates	2016-2017 Revised Estimates	2016-2017 Main Estimates	2015-2016 Actuals
Grant from Canada	1,232,439	1,219,888	1,219,888	1,232,755
Transfer Payment				
Federal Cost Shared	-	-	-	19
Canada Health Transfer	45,439	44,490	44,185	43,964
Canada Social Transfer	16,816	16,443	16,352	16,052
	62,255	60,933	60,537	60,035
Taxation				
Personal Income Tax	113,268	119,716	110,603	109,837
Corporate Income Tax	83,723	73,477	60,003	25,010
Tobacco Tax	15,624	15,742	15,760	16,191
Fuel Tax	19,465	19,306	18,877	19,750
Payroll Tax	42,525	41,965	41,448	42,085
Property Taxes and School Levies	25,364	29,463	23,360	28,380
Basic Insurance Premium Tax	4,500	4,500	4,500	4,755
Fire Insurance Premium Tax	350	350	350	406
	304,819	304,519	274,901	246,414
General				
<i>Revolving Fund Net Revenue</i>				
Liquor Commission Net Revenue	23,545	23,281	23,281	23,548
<i>Regulatory Revenue</i>				
Insurance License Fees	500	500	500	548
<i>Investment Income</i>				
Investment Interest	400	400	400	320
Investment Pool Cost Recoveries	80	80	80	85
<i>Program</i>				
Insured and Third Party Recoveries	60	60	60	468
<i>Service and Miscellaneous</i>				
Mackenzie Valley Fibre Optic Link Revenue	1,182	-	-	-
Insurance proceeds recoveries	-	-	-	626
	25,767	24,321	24,321	25,595
	1,625,280	1,609,661	1,579,647	1,564,799

**Borrowing Plan for the Government Reporting Entity
Established Borrowing Limits for the Government of the Northwest Territories**

(thousands of dollars)

	Appropriation Act Limits			
	Estimated Balance, March 31, 2017	Estimated Balance, March 31, 2018	Contingency *	Established Limits per 2017-18 Appropriation Act
GOVERNMENT OF THE NORTHWEST TERRITORIES				
Short term debt - less than 365 days	320,000	305,000	65,000	370,000
Long term debt - over 365 days:				
Real Return Bonds, June 1, 2046, 3.17%	176,295	177,562	2,000	179,562
Mackenzie Valley Fibre Optic Link, P3 debt	81,000	81,000	-	81,000
Stanton Territorial Hospital, P3 debt	80,900	133,500	5,000	138,500
Canada Mortgage and Housing Corporation Mortgage, June 2014, 3.30%	595	521	-	521
Capital Leases	1,835	950	500	1,450
TOTAL GOVERNMENT BORROWING	660,625	698,533	72,500	771,033
NWT HYDRO CORPORATION				
Short term debt - 365 days or less (guaranteed by GNWT)	30,000	30,000		
Long term debt - over 365 days (guaranteed by GNWT):				
Debentures, due 2025 to 2052, bearing interest between 3.82% and 6.00%	90,000	90,000		
Sinking fund debentures, due 2018 to 2016, bearing interest between 6.33% and 8.41%	10,000	10,000		
Less associated sinking fund investments	(8,749)	(9,518)		
Amortizing debentures, due between 2032 and 2040, bearing interest between 5.16% and 6.42%	56,231	54,533		
New debenture, between 4.03% and 4.13% (estimated)	60,000	58,937		
Series 1, 2 and 3 debentures, due 2015 to 2016, bearing interest between 9.11% and 10%	14,915	13,756		
Capital Leases	17,976	17,571		
TOTAL NWT HYDRO CORPORATION BORROWING	270,373	265,279		
NWT HOUSING CORPORATION				
Long term debt - over 365 days				
Canada Mortgage and Housing Corporation, 2033, 6.97%	6,401	5,847		
Mortgages due to Canada Mortgage and Housing Corporation, between 2026 and 2027, bearing interest between 2.78% and 3.38%	2,662	2,409		
Loan Guarantees	19,006	15,805		
TOTAL NWT HOUSING CORPORATION BORROWING	28,069	24,061		
OTHER PUBLIC AGENCIES				
Short term debt - 365 days or less	1,000	1,000		
Long term debt - over 365 days	1,417	663		
TOTAL OTHER PUBLIC AGENCIES	2,417	1,663		
TOTAL CONSOLIDATED BORROWING	961,484	989,536		

* Contingency amounts are based on the estimated working capital requirements during the year which can vary significantly.

Finance

Active Position Summary

(Information Item)

	2017-2018				2016-2017			
	Full Time	Part Time	Seasonal	Total	Full Time	Part Time	Seasonal	Total
Activity								
Directorate	36	-	-	36	38	-	-	38
Human Resources	101	-	-	101	103	-	-	103
Management Board Secretariat	31	-	-	31	31	-	-	31
Office of the Comptroller General	188	-	-	188	188	-	-	188
	356	-	-	356	360	-	-	360
Regional Allocation								
Headquarters	262	-	-	262	266	-	-	266
North Slave	-	-	-	-	-	-	-	-
Tłı̄chǫ	4	-	-	4	4	-	-	4
South Slave	32	-	-	32	32	-	-	32
Dehcho	14	-	-	14	14	-	-	14
Sahtu	9	-	-	9	9	-	-	9
Beaufort Delta	35	-	-	35	35	-	-	35
	356	-	-	356	360	-	-	360
Community Allocation								
Headquarters	262	-	-	262	266	-	-	266
Regional Offices	90	-	-	90	90	-	-	90
Other	4	-	-	4	4	-	-	4
	356	-	-	356	360	-	-	360

Full Time and Part Time positions may be indeterminate positions with no end date of employment or for a fixed term. Regional Offices include positions located in Yellowknife Regional Offices (North Slave), Fort Smith, Hay River, Fort Simpson, Norman Wells and Inuvik.

Finance

Directorate

Activity Description

The Office of the Chief Information Officer (OCIO) serves as the GNWT's senior authority on corporate activities associated with Information and Communications Technology. This includes Information Systems, Information Technology, and Information Management. The OCIO provides strategic, policy and operational advice via the Informatics Policy Council, and ensures corporate activities related to strategy, policy implementation, planning and information security are undertaken in a timely and consistent manner.

The duties and responsibilities of the Deputy Minister of Finance/Secretary to the Financial Management Board are described in the *Financial Administration Act*. In addition, this division directs support for the Financial Management Board and provides financial and administrative leadership to the GNWT.

The Shared Corporate Services division is responsible for developing and maintaining policies and legislation, coordinating budget development and tracking financial performance, providing information and records management support including the coordination of responses to requests made under the *Access to Information and Protection of Privacy Act* (ATIPP), coordinating departmental communication efforts, and providing strategic advice to the senior management team with respect to performance and emerging issues.

Finance

Directorate

Operations Expenditure Summary

(thousands of dollars)

	2017-2018 Main Estimates	2016-2017 Revised Estimates	2016-2017 Main Estimates	2015-2016 Actuals
Program Detail				
Office of the Chief Information Officer	2,547	2,413	2,413	2,301
Office of the Deputy Minister / Secretary to the FMB	480	480	480	562
Shared Corporate Services				
Contribution to NWT Housing Corporation	74,943	81,702	81,702	85,770
Northwest Territories Power Corporation, Snare Hydro System	-	7,535	7,535	20,329
Contribution to Arctic Energy Alliance	-	-	-	840
Other Program Costs	6,077	6,371	6,371	7,811
	84,047	98,501	98,501	117,613
Expenditure Category				
Compensation and Benefits	5,445	5,813	5,813	7,403
Grants, Contributions and Transfers	74,943	89,237	89,237	106,939
Amortization	341	207	207	196
Chargebacks	1,825	1,751	1,751	1,891
Computer Hardware and Software	-	-	-	22
Contract Services	1,055	1,055	1,055	681
Controllable Assets	19	19	19	36
Fees and Payments	66	66	66	93
Materials and Supplies	97	97	97	40
Purchased Services	150	150	150	206
Travel	106	106	106	88
Valuation Allowances	-	-	-	18
	84,047	98,501	98,501	117,613

Finance

Directorate

Grants, Contributions and Transfers

(thousands of dollars)

	2017-2018 Main Estimates	2016-2017 Revised Estimates	2016-2017 Main Estimates	2015-2016 Actuals
Contributions				
Arctic Energy Alliance	-	-	-	840
Northwest Territories Housing Corporation	74,943	81,702	81,702	85,770
Northwest Territories Power Corporation, Snare Hydro System	-	7,535	7,535	20,329
Total Contributions	74,943	89,237	89,237	106,939

Descriptions of Contributions

Arctic Energy Alliance - Contribution to the Arctic Energy Alliance to support energy conservation and renewable energy initiatives.

Northwest Territories Housing Corporation (74,943) - Contribution to the Northwest Territories Housing Corporation for the Government of the Northwest Territories' share of the operating costs of the Corporation.

Northwest Territories Power Corporation, Snare Hydro System - To ensure the impact of low water conditions on the Snare Hydro System does not impact the cost of living for NWT residents and businesses.

Finance

Directorate

Active Positions (Information Item)

	2017-2018				2016-2017			
	Full Time	Part Time	Seasonal	Total	Full Time	Part Time	Seasonal	Total
Regional Allocation								
Headquarters	35	-	-	35	37	-	-	37
North Slave	-	-	-	-	-	-	-	-
Tłıchǫ	-	-	-	-	-	-	-	-
South Slave	-	-	-	-	-	-	-	-
Dehcho	1	-	-	1	1	-	-	1
Sahtu	-	-	-	-	-	-	-	-
Beaufort Delta	-	-	-	-	-	-	-	-
	36	-	-	36	38	-	-	38
Community Allocation								
Headquarters	35	-	-	35	37	-	-	37
Regional Offices	1	-	-	1	1	-	-	1
Other	-	-	-	-	-	-	-	-
	36	-	-	36	38	-	-	38

Full Time and Part Time positions may be indeterminate positions with no end date of employment or for a fixed term. Regional Offices include positions located in Yellowknife Regional Offices (North Slave), Fort Smith, Hay River, Fort Simpson, Norman Wells and Inuvik.

Finance

Human Resources

Activity Description

The Deputy Secretary of Human Resources provides strategic and corporate human resource advice to the Minister, as well as to Deputy Heads across the Government of the Northwest Territories.

The Labour Relations division is responsible for undertaking the strategic management of terms and conditions of employment for public servants that promote harmonious labour/management relations, productive work environments, and fair and consistent treatment of staff. This includes the implementation of the Duty to Accommodate and Disability Policy, investigations conducted under the Harassment Free and Respectful Workplace Policy, and collective bargaining on behalf of the Government of the Northwest Territories.

The Management and Recruitment Services division is responsible for the provision of frontline general human resource services, which includes recruitment, administration of job competitions, client department support, and strategic advice to government-wide management in the area of human resource management.

The Regional Service Centres are responsible for the provision of frontline general human resource services, as well as strategic advice and guidance to regional management in the areas of human resource management and planning to support the recruitment and retention of the public service. These services include recruitment, labour relations advice, job description review, employee development, and support for human resource planning and employee recognition.

The Strategic Human Resources Division is responsible for leading government-wide human resource management. The Division is responsible for leading the implementation of 20/20: A Brilliant North, the NWT Public Service Strategic Plan. The division consists of the Business Performance Unit, employee development and workforce planning and job evaluation and organizational development.

Finance

Human Resources

Operations Expenditure Summary

(thousands of dollars)

	2017-2018 Main Estimates	2016-2017 Revised Estimates	2016-2017 Main Estimates	2015-2016 Actuals
Program Detail				
Deputy Secretary of Human Resources	786	770	770	469
Labour Relations	3,399	3,741	3,741	2,801
Management and Recruitment Services	4,733	5,035	5,035	5,041
Regional Operations	3,720	3,799	3,799	3,566
Strategic Human Resources	6,939	7,837	7,837	5,642
	19,577	21,182	21,182	17,519
Expenditure Category				
Compensation and Benefits	13,711	13,882	13,882	12,863
Amortization	129	129	129	44
Chargebacks	-	-	-	-
Computer Hardware and Software	68	50	50	74
Contract Services	2,724	3,763	3,763	1,399
Controllable Assets	-	-	-	51
Fees and Payments	2,382	2,591	2,591	2,293
Materials and Supplies	137	124	124	232
Purchased Services	195	356	356	392
Travel	231	287	287	171
	19,577	21,182	21,182	17,519

Finance

Human Resources

Active Positions

(Information Item)

	2017-2018				2016-2017			
	Full Time	Part Time	Seasonal	Total	Full Time	Part Time	Seasonal	Total
Regional Allocation								
Headquarters	72	-	-	72	74	-	-	74
North Slave	-	-	-	-	-	-	-	-
Tłı̄chǫ	2	-	-	2	2	-	-	2
South Slave	9	-	-	9	9	-	-	9
Dehcho	3	-	-	3	3	-	-	3
Sahtu	3	-	-	3	3	-	-	3
Beaufort Delta	12	-	-	12	12	-	-	12
	101	-	-	101	103	-	-	103
Community Allocation								
Headquarters	72	-	-	72	74	-	-	74
Regional Offices	27	-	-	27	27	-	-	27
Other	2	-	-	2	2	-	-	2
	101	-	-	101	103	-	-	103

Full Time and Part Time positions may be indeterminate positions with no end date of employment or for a fixed term. Regional Offices include positions located in Yellowknife Regional Offices (North Slave), Fort Smith, Hay River, Fort Simpson, Norman Wells and Inuvik.

Finance

Liquor Revolving Fund

Activity Description

The Liquor Revolving Fund is established under the *Liquor Act* (Act) and provides working capital to finance the operations of the Liquor Commission (Commission), the Liquor Licensing Board (Board), Liquor Licensing and Liquor Enforcement. Revenues are generated by the sale of alcoholic beverages.

The Commission is responsible for the purchase, classification, distribution and sale of all alcoholic beverages in the Northwest Territories.

The Board is responsible for the issuance of all types of liquor permits, and for all hearings and proceedings pertaining to liquor permits. Liquor Licensing and Liquor Enforcement provide support to the Board, and are responsible for the enforcement of liquor-related regulations and restrictions, and assists communities in respect of matters arising under the Act. The Commission, Liquor Licensing and Liquor Enforcement are located in Hay River.

The accounting and management of the Liquor Revolving Fund is administered by the Commission however, there are separate audited financial statements for the Commission and the Board. The financial statements are audited on an annual basis by an independent external auditor.

Finance

Liquor Revolving Fund

Operations Expenditure Summary

(thousands of dollars)

Expenditure Category
Amortization

2017-2018 Main Estimates	2016-2017 Revised Estimates	2016-2017 Main Estimates	2015-2016 Actuals
63	63	63	62

Finance

Management Board Secretariat

Activity Description

The Bureau of Statistics ensures the Government of Northwest Territories (GNWT) has appropriate statistical information and provides statistical advice, analysis, and assistance to Departments, regional offices, and central agencies.

The Deputy Secretary to the Financial Management Board (FMB) oversees the management functions of the Activity, including the GNWT Public Private Partnership Policy and Management Framework.

Fiscal Policy is responsible for providing research, analysis and recommendations on the fiscal policies of the government, monitoring economic conditions as they affect the government's fiscal position, providing macroeconomic research and policy advice, providing analysis and advice on Canadian and NWT tax policies, monitoring and advising on intergovernmental fiscal relations, and preparing the annual budget address. The division also provides technical support for the Minister and Deputy Minister of Finance in federal-provincial-territorial discussions and represents the GNWT on intergovernmental Finance committees.

The Management Board Secretariat supports the operations of the FMB, and is also responsible for the GNWT's budget, planning and reporting cycle.

Finance

Management Board Secretariat

Operations Expenditure Summary

(thousands of dollars)

	2017-2018 Main Estimates	2016-2017 Revised Estimates	2016-2017 Main Estimates	2015-2016 Actuals
Program Detail				
Bureau of Statistics	1,002	1,002	1,002	1,271
Deputy Secretary of the FMB				
Mackenzie Valley Fibre Link	13,987	7,000	7,000	3,461
Other Program Costs	2,816	437	437	1,414
Fiscal Policy				
Cost of Living Tax Credit	22,150	21,900	21,900	22,137
Net Fiscal Benefit Transfer to Aboriginal Parties	10,100	10,100	10,100	6,575
NWT Child Benefit	1,950	1,200	1,200	1,066
NWT Heritage Fund	7,600	7,600	7,600	4,722
Other Program Costs	1,478	1,478	1,478	1,444
Management Board Secretariat	2,289	2,289	2,289	2,129
	63,372	53,006	53,006	44,219
Expenditure Category				
Compensation and Benefits	4,700	4,700	4,700	4,929
Grants, Contributions and Transfers	41,800	40,800	40,800	34,500
Amortization	2,379	-	-	-
Computer Hardware and Software	5	5	5	5
Contract Services	14,106	7,119	7,119	1,817
Controllable Assets	-	-	-	1
Fees and Payments	102	102	102	2,485
Materials and Supplies	110	110	110	37
Purchased Services	50	50	50	56
Travel	120	120	120	389
	63,372	53,006	53,006	44,219

Finance

Management Board Secretariat

Grants, Contributions and Transfers

(thousands of dollars)

	2017-2018 Main Estimates	2016-2017 Revised Estimates	2016-2017 Main Estimates	2015-2016 Actuals
Grants				
Cost of Living Tax Credit	22,150	21,900	21,900	22,137
NWT Child Benefit	1,950	1,200	1,200	1,066
	24,100	23,100	23,100	23,203
Contributions				
Northwest Territories Heritage Fund	7,600	7,600	7,600	4,722
Transfers				
Net Fiscal Benefit Transfer to Aboriginal Parties	10,100	10,100	10,100	6,575
Total Grants, Contributions and Transfers	41,800	40,800	40,800	34,500

Descriptions of Grants, Contributions and Transfers

Cost of Living Tax Credit (22,150) - A refundable credit based on annual net income with a minimum credit of \$350 (\$700 for couples) and a maximum credit of \$942 delivered through the tax system and available to all NWT residents.

NWT Child Benefit (1,950) - The NWT Child Benefit (NWT CB) provides maximum benefits of \$815 for the first child under the age of 6, and \$652 for the first child aged 6 through 17, with the per child benefit amounts subsequently reduced for each additional child. The benefit will start to phase-out when the family income exceeds \$30,000, and be completely eliminated when the family income is equal to or more than \$80,000.

Northwest Territories Heritage Fund (7,600) - Transfer 25% of the remaining net fiscal benefit from resource revenues after sharing with Aboriginal parties to the NWT Heritage Fund.

Net Fiscal Benefit Transfer to Aboriginal Parties (10,100) - As described in Schedule 18 of the Northwest Territories Lands and Resources Devolution Agreement with Canada, the Government of the Northwest Territories will transfer 25 per cent of the Government of the Northwest Territories' net fiscal benefit from resource revenues to Aboriginal Parties. Amounts paid will depend on the actual resource revenue amounts earned each fiscal year.

Finance

Management Board Secretariat

Active Positions (Information Item)

	2017-2018				2016-2017			
	Full Time	Part Time	Seasonal	Total	Full Time	Part Time	Seasonal	Total
Regional Allocation								
Headquarters	31	-	-	31	31	-	-	31
North Slave	-	-	-	-	-	-	-	-
Tłıchǫ	-	-	-	-	-	-	-	-
South Slave	-	-	-	-	-	-	-	-
Dehcho	-	-	-	-	-	-	-	-
Sahtu	-	-	-	-	-	-	-	-
Beaufort Delta	-	-	-	-	-	-	-	-
	31	-	-	31	31	-	-	31
Community Allocation								
Headquarters	31	-	-	31	31	-	-	31
Regional Offices	-	-	-	-	-	-	-	-
Other	-	-	-	-	-	-	-	-
	31	-	-	31	31	-	-	31

Full Time and Part Time positions may be indeterminate positions with no end date of employment or for a fixed term. Regional Offices include positions located in Yellowknife Regional Offices (North Slave), Fort Smith, Hay River, Fort Simpson, Norman Wells and Inuvik.

Finance

Office of the Comptroller General

Activity Description

The Accounting Services division is responsible for the development of corporate accounting procedures and policies, administration and integrity of the government's financial information systems, accounts receivable and accounts payable functions, making territorial power subsidy payments, management of the environmental liability fund, external financial reporting, and providing collections and credit granting functions. The division is also responsible for Treasury functions including licensing and regulating insurance companies, agents, brokers and adjusters operating in the Northwest Territories, administering legislated tax programs, administering the GNWTs' insurance and self-insurance programs, and the GNWT Heritage Fund.

The Comptroller General is responsible for the control and administration of the Consolidated Revenue Fund which involves: the receipt and payment of public money; accounting policies; the financial records of the GNWT; reporting responsibilities; financial analysis, advice and interpretation; internal auditing; treasury functions; financial and employee shared services; informatics shared services; insurance; and any related matters.

The Financial and Employee Shared Services (FESS) division provides financial transaction processing services to all GNWT departments and the Northwest Territories Housing Corporation as outlined in a Service Partnership Agreement with clients. FESS also provides compensation and benefits management and related Helpdesk services to all public servants in the GNWT. FESS ensures compliance with all federal and territorial financial legislation, regulations, policies and agreements. The division has service centres in Yellowknife, Inuvik, Norman Wells, Hay River, Fort Smith and Fort Simpson.

The Informatics Shared Services division implements, maintains, and supports existing and new functionality within the GNWT's Enterprise Resource Planning (ERP) solution. GNWT's ERP is based on Oracle's PeopleSoft line of products and is comprised of a core financial and procurement system called the System for Accountability and Management and a core human resource system called the Human Resource Information System.

The Internal Audit Bureau provides an independent, objective, internal audit and consulting service to improve the GNWT's operations by bringing a systematic, disciplined approach to evaluate and improve the effectiveness of risk management, internal controls and governance processes.

Finance

Office of the Comptroller General

Operations Expenditure Summary

(thousands of dollars)

	2017-2018 Main Estimates	2016-2017 Revised Estimates	2016-2017 Main Estimates	2015-2016 Actuals
Program Detail				
Accounting Services				
Banking Fees	350	350	350	744
Environmental Liabilities	2,000	2,000	2,000	-
Insurance Premiums	2,205	2,205	2,205	2,238
Interest - Deh Cho Bridge	8,366	8,166	8,166	8,090
Short-term Interest	2,931	2,931	2,931	1,204
Other Program Costs	4,066	4,470	4,470	6,433
Tax Commissions	24	224	224	203
Territorial Power Subsidy Program	6,778	6,778	6,778	6,382
Comptroller General	266	266	266	339
Financial and Employee Shared Services				
Employee Dental	4,841	4,924	4,924	4,592
Medical Travel Assistance	7,088	7,210	7,210	7,956
Other Program Costs	15,578	16,078	16,078	15,771
Informatics Shared Services	12,868	9,015	9,015	7,692
Internal Audit Bureau	1,323	1,365	1,365	1,458
	68,684	65,982	65,982	63,102
Expenditure Category				
Compensation and Benefits	34,357	35,508	35,508	35,853
Grants, Contributions and Transfers	6,778	6,778	6,778	6,382
Amortization	2,324	2,045	2,045	2,165
Chargebacks	271	271	271	271
Computer Hardware and Software	7,243	3,669	3,669	2,015
Contract Services	2,602	2,602	2,602	874
Controllable Assets	33	33	33	1,441
Fees and Payments	77	277	277	275
Interest	11,297	11,097	11,097	9,294
Materials and Supplies	429	429	429	216
Purchased Services	2,826	2,826	2,826	3,357
Travel	447	447	447	317
Valuation Allowances	-	-	-	642
	68,684	65,982	65,982	63,102

Finance

Office of the Comptroller General

Grants, Contributions and Transfers

(thousands of dollars)

	2017-2018 Main Estimates	2016-2017 Revised Estimates	2016-2017 Main Estimates	2015-2016 Actuals
Contributions				
Power Subsidy Program	6,778	6,778	6,778	6,382

Descriptions of Contributions

Power Subsidy Program (6,778) - Subsidy program for residential electricity consumers outside of Yellowknife.

Finance

Office of the Comptroller General

Active Positions (Information Item)

	2017-2018				2016-2017			
	Full Time	Part Time	Seasonal	Total	Full Time	Part Time	Seasonal	Total
Regional Allocation								
Headquarters	124	-	-	124	124	-	-	124
North Slave	-	-	-	-	-	-	-	-
Tłı̄chǫ	2	-	-	2	2	-	-	2
South Slave	23	-	-	23	23	-	-	23
Dehcho	10	-	-	10	10	-	-	10
Sahtu	6	-	-	6	6	-	-	6
Beaufort Delta	23	-	-	23	23	-	-	23
	188	-	-	188	188	-	-	188
Community Allocation								
Headquarters	124	-	-	124	124	-	-	124
Regional Offices	62	-	-	62	62	-	-	62
Other	2	-	-	2	2	-	-	2
	188	-	-	188	188	-	-	188

Full Time and Part Time positions may be indeterminate positions with no end date of employment or for a fixed term. Regional Offices include positions located in Yellowknife Regional Offices (North Slave), Fort Smith, Hay River, Fort Simpson, Norman Wells and Inuvik.

Finance

Liquor Revolving Fund

(Information Item)

The Liquor Revolving Fund is established under the *Liquor Act* (Act) and provides working capital to finance the operations of the Liquor Commission (Commission), the Liquor Licensing Board (Board), Liquor Licensing and Liquor Enforcement. Revenues are generated by the sale of alcoholic beverages.

The Commission is responsible for the purchase, classification, distribution and sale of all alcoholic beverages in the Northwest Territories.

The Board is responsible for the issuance of all types of liquor permits, and for all hearings and proceedings pertaining to liquor permits. Liquor Licensing and Liquor Enforcement provide support to the Board, and are responsible for the enforcement of liquor-related regulations and restrictions, and assists communities in respect of matters arising under the Act. The Commission, Liquor Licensing and Liquor Enforcement are located in Hay River.

The accounting and management of the Liquor Revolving Fund is administered by the Commission however, there are separate audited financial statements for the Commission and the Board. The financial statements are audited on an annual basis by an independent external auditor.

	(thousands of dollars)			
	2017-2018 Main Estimates	2016-2017 Revised Estimates	2016-2017 Main Estimates	2015-2016 Actuals
Authorized Fund Limit	6,500	6,500	6,500	6,500
OPERATING RESULTS				
Income				
Liquor Sales	50,456	49,858	49,858	49,238
Less: Cost of goods sold	18,272	18,223	18,223	18,254
Gross profit from sale of liquor	<u>32,184</u>	<u>31,635</u>	<u>31,635</u>	<u>30,984</u>
Liquor Licensing fees	62	63	63	122
Other income	8	8	8	16
	<u>32,254</u>	<u>31,706</u>	<u>31,706</u>	<u>31,122</u>
Liquor Commission Expenses				
Agency Commissions	6,188	6,036	6,036	4,871
Compensation and Benefits	892	751	751	854
Other Expenses	861	851	851	906
Liquor Licensing Board and Enforcement Expenses				
Compensation and Benefits	469	488	488	490
Other Expenses	299	299	299	265
	<u>8,709</u>	<u>8,425</u>	<u>8,425</u>	<u>7,386</u>
Net Revenue	<u>23,545</u>	<u>23,281</u>	<u>23,281</u>	<u>23,736</u>

Any discrepancies between the "Net Revenue" actuals amounts reported above and the "Liquor Commission Net Revenue" actuals reported in the Revenue Summary are due to accounting policy differences with respect to Tangible Capital Asset thresholds and amortization methods of the NWT Liquor Commission and the GNWT.

Finance

Liquor Revolving Fund

Active Positions (Information Item)

	2017-2018				2016-2017			
	Full Time	Part Time	Seasonal	Total	Full Time	Part Time	Seasonal	Total
Regional Allocation								
Headquarters	-	-	-	-	-	-	-	-
North Slave	-	-	-	-	-	-	-	-
Tłıchǫ	-	-	-	-	-	-	-	-
South Slave	14	-	-	14	14	-	-	14
Dehcho	-	-	-	-	-	-	-	-
Sahtu	-	-	-	-	-	-	-	-
Beaufort Delta	-	-	-	-	-	-	-	-
	14	-	-	14	14	-	-	14
Community Allocation								
Headquarters	-	-	-	-	-	-	-	-
Regional Offices	14	-	-	14	14	-	-	14
Other	-	-	-	-	-	-	-	-
	14	-	-	14	14	-	-	14

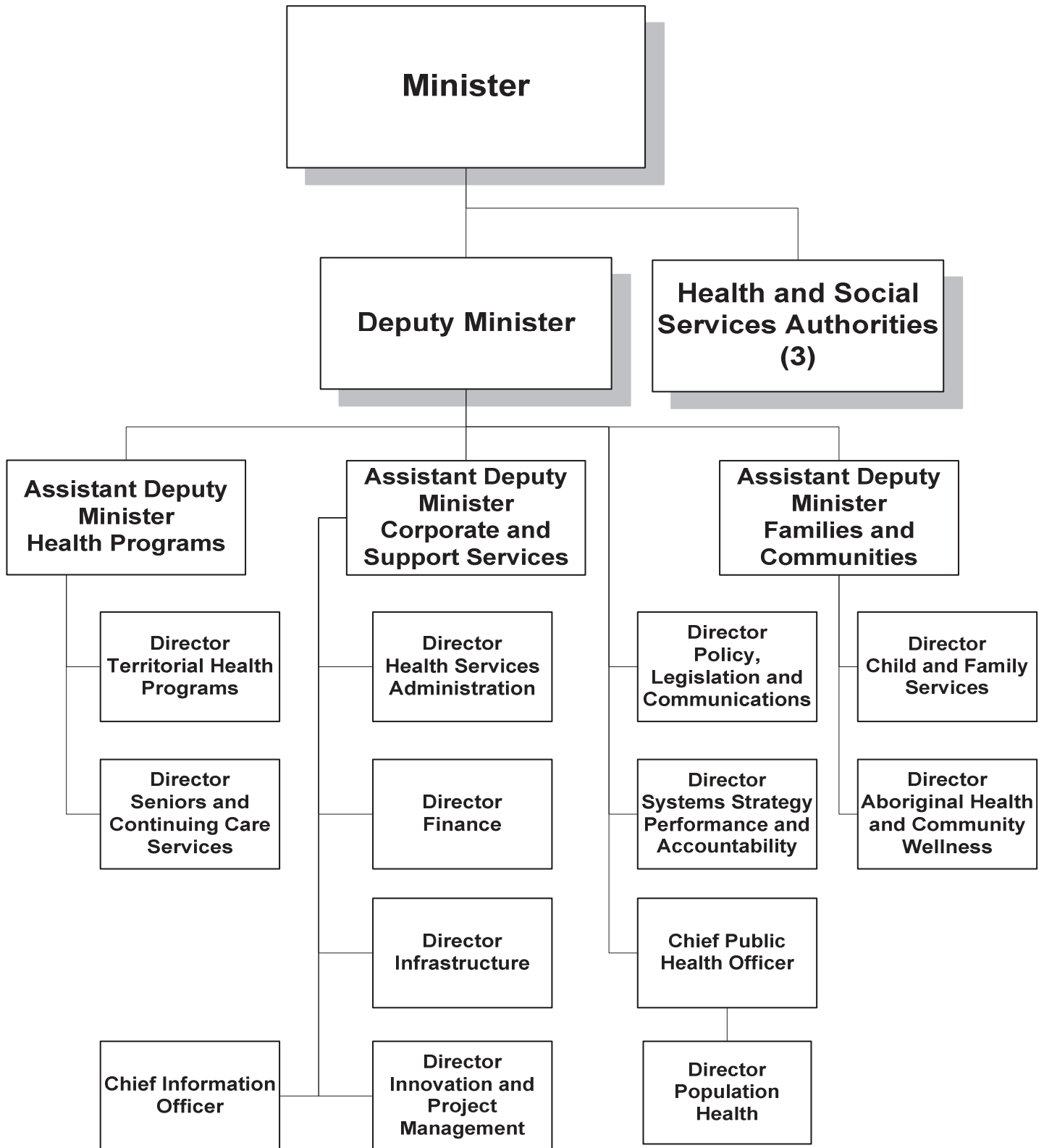
Full Time and Part Time positions may be indeterminate positions with no end date of employment or for a fixed term. Regional Offices include positions located in Yellowknife Regional Offices (North Slave), Fort Smith, Hay River, Fort Simpson, Norman Wells and Inuvik.

This page intentionally left blank

Health and Social Services

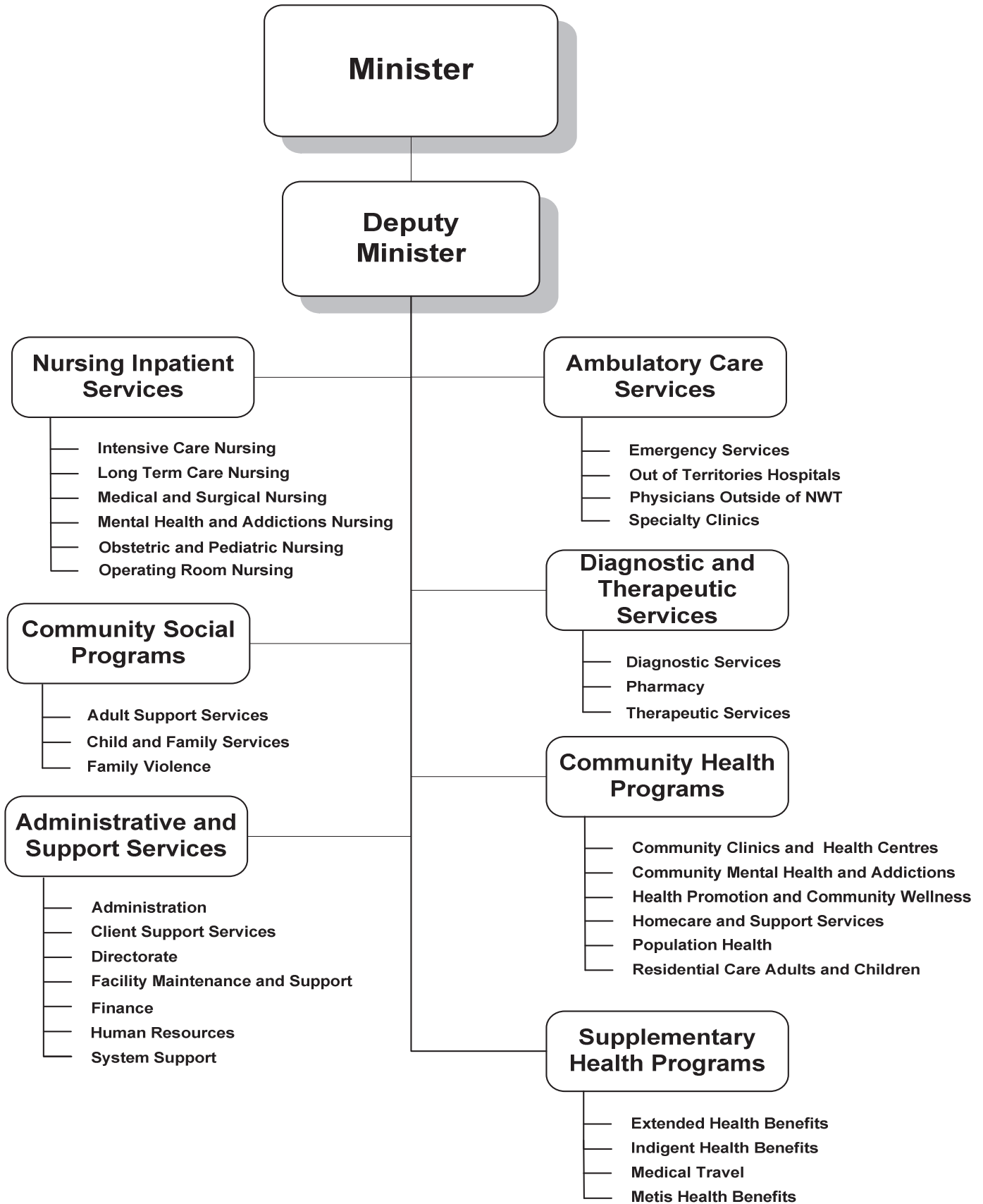
Health and Social Services

Organizational Chart



Health and Social Services

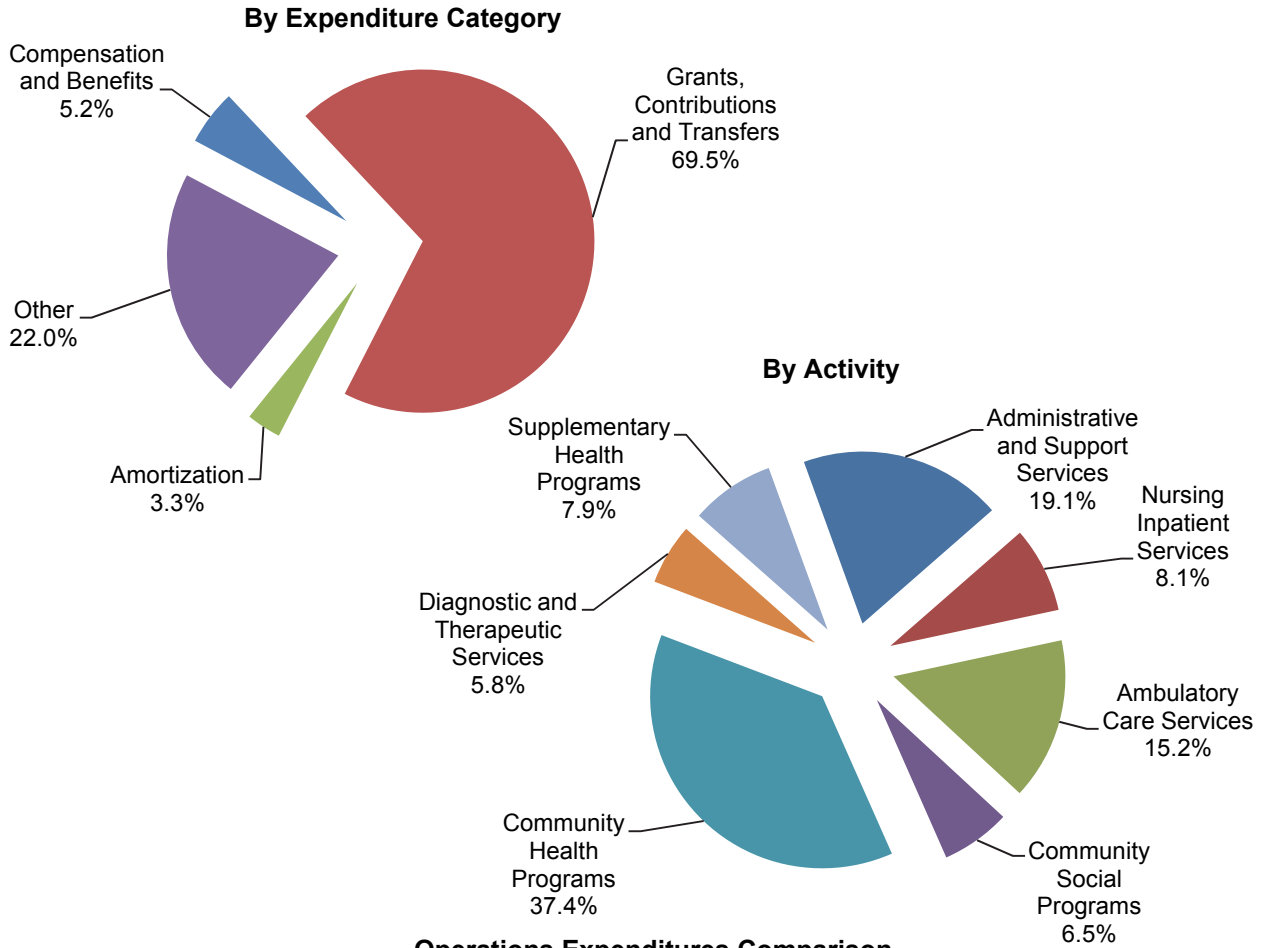
Accounting Structure Chart



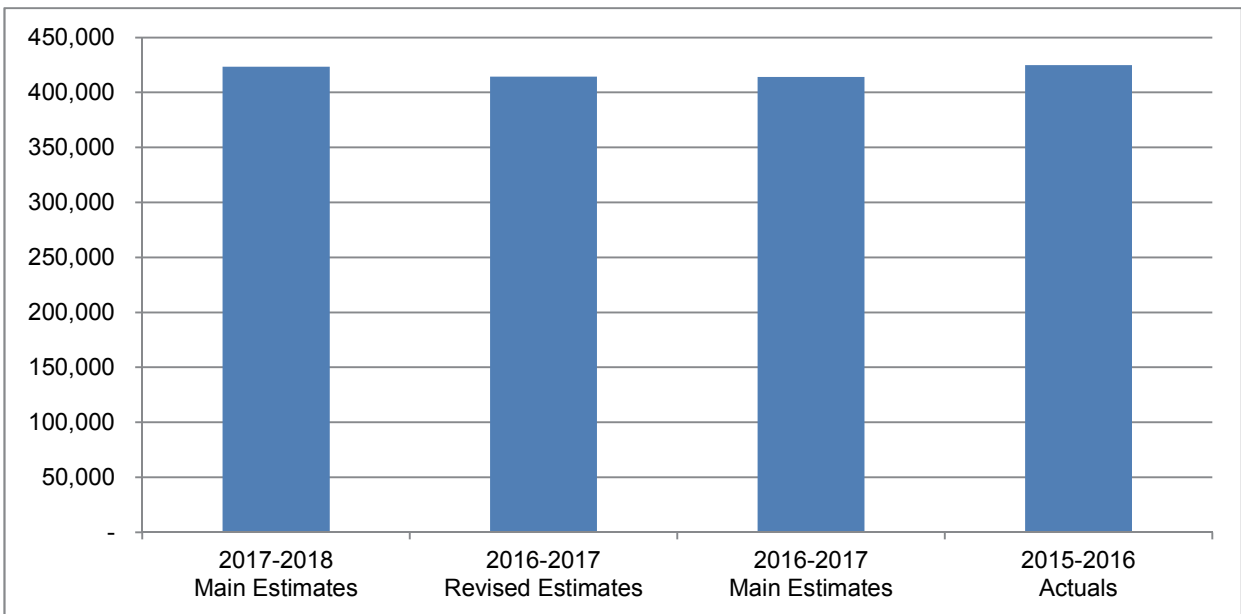
Health and Social and Services

Graphs

Operations Expenditures



Operations Expenditures Comparison (thousands of dollars)



Health and Social Services

The Department of Health and Social Services' mandate is to promote, protect and provide for the health and well-being of the people of the Northwest Territories.

	(thousands of dollars)			
	2017-2018	2016-2017	2016-2017	2015-2016
	Main	Revised	Main	Actuals
	Estimates	Estimates	Estimates	Actuals
Activity				
Administrative and Support Services	80,987	77,812	77,812	77,052
Ambulatory Care Services	64,560	64,498	64,498	70,979
Community Health Programs	158,460	152,870	152,585	154,451
Community Social Programs	27,522	27,418	27,418	28,005
Diagnostic and Therapeutic Services	24,275	24,302	24,302	24,037
Nursing Inpatient Services	34,140	34,135	34,135	33,908
Supplementary Health Programs	33,513	33,484	33,484	36,341
	423,457	414,519	414,234	424,773
Expenditure Category				
Compensation and Benefits	22,082	21,935	21,935	23,348
Grants, Contributions and Transfers	294,551	290,915	290,626	285,883
Amortization	13,817	11,168	11,168	9,584
Chargebacks	2,455	2,663	2,663	2,987
Computer Hardware and Software	1,154	1,219	1,219	814
Contract Services	32,709	29,148	29,148	32,814
Controllable Assets	1,302	1,302	1,302	1,075
Fees and Payments	53,115	53,658	53,658	66,341
Interest	16	16	16	23
Loss on Sale of Assets	-	-	-	71
Materials and Supplies	755	746	746	366
Purchased Services	867	910	914	681
Travel	634	839	839	786
	423,457	414,519	414,234	424,773
Total Revenues	47,062	46,654	46,485	48,349
Total Active Positions	180	178	178	178
Infrastructure Investment	95,471	125,816	60,477	65,233

Health and Social Services

Revenue Summary

(Information Item)

(thousands of dollars)

	2017-2018 Main Estimates	2016-2017 Revised Estimates	2016-2017 Main Estimates	2015-2016 Actuals
Transfer Payments				
Hospital Care - Status Indians and Inuit	23,227	22,772	22,772	22,327
Medical Care - Status Indians and Inuit	7,989	7,832	7,832	7,683
Capital Transfers	1,143	1,347	1,143	2,295
	32,359	31,951	31,747	32,305
General				
<i>Regulatory Revenue</i>				
Professional Licenses Fees	180	180	180	196
Vital Statistics Fees	130	130	130	138
Environmental Health Fees	35	35	35	34
<i>Program</i>				
Reciprocal Billing - Inpatient Services	3,000	3,000	3,000	2,427
Reciprocal Billing - Hospital Services for Nunavut	8,000	8,000	8,000	9,707
Reciprocal Billing - Medical Services	500	500	750	507
Reciprocal Billing - Specialist Physicians for Nunavut	1,400	1,400	1,400	1,416
Special Allowances	800	800	800	757
Subrogated Claims and Other Recoveries	200	200	-	404
NWT Housing Corporation - Woodland Manor	15	15	-	15
<i>Grant in Kind</i>				
Rockhill Apartments (lease to YWCA)	443	443	443	443
	14,703	14,703	14,738	16,044
	47,062	46,654	46,485	48,349

Health and Social Services

Active Position Summary

(Information Item)

Activity	2017-2018				2016-2017			
	Full Time	Part Time	Seasonal	Total	Full Time	Part Time	Seasonal	Total
Activity								
Administrative and Support Services	114	6	-	120	115	4	-	119
Ambulatory Care Services	-	-	-	-	-	-	-	-
Community Health Programs	49	1	-	50	48	1	-	49
Community Social Programs	10	-	-	10	10	-	-	10
Diagnostic and Therapeutic Services	-	-	-	-	-	-	-	-
Nursing Inpatient Services	-	-	-	-	-	-	-	-
Supplementary Health Programs	-	-	-	-	-	-	-	-
	173	7	-	180	173	5	-	178
Regional Allocation								
Headquarters	152	7	-	159	152	5	-	157
North Slave	-	-	-	-	-	-	-	-
Tłıchǫ	-	-	-	-	-	-	-	-
South Slave	1	-	-	1	1	-	-	1
Dehcho	1	-	-	1	1	-	-	1
Sahtu	1	-	-	1	1	-	-	1
Beaufort Delta	18	-	-	18	18	-	-	18
	173	7	-	180	173	5	-	178
Community Allocation								
Headquarters	152	7	-	159	152	5	-	157
Regional Offices	21	-	-	21	21	-	-	21
Other	-	-	-	-	-	-	-	-
	173	7	-	180	173	5	-	178

Full Time and Part Time positions may be indeterminate positions with no end date of employment or for a fixed term. Regional Offices include positions located in Yellowknife Regional Offices (North Slave), Fort Smith, Hay River, Fort Simpson, Norman Wells and Inuvik.

Health and Social Services

Active Position Summary

(Information Item)

	2017-2018				2016-2017			
	Full Time	Part Time	Seasonal	Total	Full Time	Part Time	Seasonal	Total
Authority Allocation								
Northwest Territories Health and Social Services Authority	1,038	108	-	1,146	1,019	104	-	1,123
Hay River Health & Social Services Authority	184	38	-	222	182	39	-	221
Tłıchǫ Community Services Agency	102	18	-	120	97	19	-	116
	1,324	164	-	1,488	1,298	162	-	1,460
Regional Allocation								
Headquarters	-	-	-	-	-	-	-	-
North Slave	540	52	-	592	540	52	-	592
Tłıchǫ	102	18	-	120	97	19	-	116
South Slave	291	53	-	344	289	54	-	343
Dehcho	87	10	-	97	87	10	-	97
Sahtu	81	14	-	95	62	10	-	72
Beaufort Delta	223	17	-	240	223	17	-	240
	1,324	164	-	1,488	1,298	162	-	1,460
Community Allocation								
Headquarters	-	-	-	-	-	-	-	-
Regional Offices	1,071	114	-	1,185	1,050	111	-	1,161
Other	253	50	-	303	248	51	-	299
	1,324	164	-	1,488	1,298	162	-	1,460

Full Time and Part Time positions may be indeterminate positions with no end date of employment or for a fixed term. Regional Offices include positions located in Yellowknife Regional Offices (North Slave), Fort Smith, Hay River, Fort Simpson, Norman Wells and Inuvik.

Health and Social Services

Administrative and Support Services

Activity Description

Under the authority of the Minister, the Directorate provides strategic leadership to the Department and the Health and Social Services Authorities. This includes responsibility for the overall establishment of strategic direction and co-ordination of reform initiatives aimed at ensuring the long-term sustainability of the health and social services system. The Directorate is also responsible for co-ordination of broad system planning and providing innovative leadership.

Administration activities include planning, organizing, directing and controlling the delivery of health and social programs and services in accordance with government policy and legislation with consideration to quality improvement, risk management, privacy protection, infection control and communications.

Finance provides financial planning and management services for the health and social services system. Services include financial planning, analysis and reporting, implementation and monitoring of internal controls, accounting and audit functions, and the administration of agreements.

Human Resources include System Human Resource Planning which provides coordination of system-wide planning for and promotion of health and social services careers. This includes collaboration with the Department of Human Resources to forecast health and social services human resources needs, and the design, delivery and evaluation of programs to support recruitment and retention specifically related to health and social services professionals. Personnel services such as employee compensation and benefits management, staff recruitment, and personnel record keeping services are provided to the Department and the Authorities by the Departments of Finance and Human Resources, with the exception of the Hay River Health and Social Services Authority which administers its own personnel services.

Systems Support administers and supports enterprise-wide health and social services application systems that are critical to health and social services delivery in the Northwest Territories.

Facility Maintenance and Support units within hospitals across the Authorities provide general servicing, repair and maintenance of the grounds, buildings, and equipment of the health and social services facilities. Units also provide operational support services such as housekeeping, security, laundry and linen services, material management, bio-medical engineering, and the coordination of volunteer services.

Client Support Services includes the Health Services Administration office in Inuvik that registers clients for vital statistics and health care eligibility and is responsible for the administration of Health Benefit Programs. Also included in Client Support Services are those units in health facilities that co-ordinate admission and discharge of patients, maintain health records, and administer official languages and interpretation programs.

Health and Social Services
Administrative and Support Services
Operations Expenditure Summary

(thousands of dollars)

	2017-2018 Main Estimates	2016-2017 Revised Estimates	2016-2017 Main Estimates	2015-2016 Actuals
Program Detail				
Administration	13,438	13,663	13,663	14,882
Client Support Services	6,432	6,433	6,433	5,984
Directorate	6,365	6,376	6,376	6,590
Facility Maintenance and Support	24,907	23,810	23,810	21,856
Finance	5,606	5,511	5,511	5,661
Human Resources	5,948	6,012	6,012	6,730
System Support	18,291	16,007	16,007	15,349
	80,987	77,812	77,812	77,052
Expenditure Category				
Compensation and Benefits	15,162	15,271	15,271	16,314
Grants, Contributions and Transfers	44,411	43,268	43,268	41,644
Amortization	10,595	8,214	8,214	7,171
Chargebacks	2,455	2,663	2,663	2,987
Computer Hardware and Software	1,140	1,199	1,199	797
Contract Services	3,450	3,136	3,136	3,903
Controllable Assets	1,302	1,302	1,302	1,075
Fees and Payments	1,332	1,525	1,525	1,746
Loss on Sale of Assets	-	-	-	71
Materials and Supplies	413	413	413	282
Purchased Services	365	365	365	552
Travel	362	456	456	510
	80,987	77,812	77,812	77,052

Health and Social Services
Administrative and Support Services
Grants, Contributions and Transfers

(thousands of dollars)

	2017-2018 Main Estimates	2016-2017 Revised Estimates	2016-2017 Main Estimates	2015-2016 Actuals
Contributions				
French Language Services	856	856	856	391
Health and Social Services Authority Funding	42,416	41,273	41,273	41,207
Health and Social Services Human Resources	1,104	1,104	1,104	8
Tłıchǵ Cultural Co-ordinator	35	35	35	38
Total Contributions	44,411	43,268	43,268	41,644

Descriptions of Contributions

French Language Services (856) - Funding to deliver French language communications and services throughout the Health and Social Services system.

Health and Social Services Authority Funding (42,416) - Funding to HSS Authorities for the provision of administration and support services.

Health and Social Services Human Resources (1,104) - Funding for the planning, development and implementation of recruitment, retention, succession and workforce development programs.

Tłıchǵ Cultural Co-ordinator (35) - The three parties (Tłıchǵ, Canada and GNWT) agreed to each fund one third of the costs of a position. The GNWT's portion of funding for the Cultural Co-ordinator is to be split equally between the Departments of Health and Social Services and Education, Culture and Employment.

Health and Social Services

Administrative and Support Services

Active Positions (Information Item)

	2017-2018				2016-2017			
	Full Time	Part Time	Seasonal	Total	Full Time	Part Time	Seasonal	Total
Regional Allocation								
Headquarters	98	6	-	104	99	4	-	103
North Slave	-	-	-	-	-	-	-	-
Tłıchǫ	-	-	-	-	-	-	-	-
South Slave	-	-	-	-	-	-	-	-
Dehcho	-	-	-	-	-	-	-	-
Sahtu	-	-	-	-	-	-	-	-
Beaufort Delta	16	-	-	16	16	-	-	16
	114	6	-	120	115	4	-	119
Community Allocation								
Headquarters	98	6	-	104	99	4	-	103
Regional Offices	16	-	-	16	16	-	-	16
Other	-	-	-	-	-	-	-	-
	114	6	-	120	115	4	-	119

Full Time and Part Time positions may be indeterminate positions with no end date of employment or for a fixed term. Regional Offices include positions located in Yellowknife Regional Offices (North Slave), Fort Smith, Hay River, Fort Simpson, Norman Wells and Inuvik.

Health and Social Services

Ambulatory Care Services

Activity Description

Emergency Services refer to the assessment, diagnostic and treatment services to individuals with conditions requiring prompt medical attention.

Specialty Clinics refer to all clinics where diagnostic, consultative, and treatment services are provided, typically as the result of a referral from a primary care practitioner. Specialist services include Internal Medicine, General Surgery, Pediatrics, Obstetrics/Gynecology, Orthopedics, Urology, Orthopedic Back, Pediatrics Cardiology, Pediatrics Orthopedics, Oncology, Ophthalmology, Gynecology Oncology, Nephrology, Otolaryngology (ENT), Rheumatology, and Neurology provided by both resident and locum physicians.

Out of Territories Hospitals refers to insured hospital services to Northwest Territories' residents received outside the NWT.

Physicians Outside of NWT refers to insured physician services to Northwest Territories' residents received outside the NWT.

Health and Social Services

Ambulatory Care Services

Operations Expenditure Summary

(thousands of dollars)

	2017-2018 Main Estimates	2016-2017 Revised Estimates	2016-2017 Main Estimates	2015-2016 Actuals
Program Detail				
Emergency Services	5,183	5,129	5,129	3,590
Out of Territories Hospitals	20,123	20,123	20,123	26,455
Physicians Outside of NWT	5,333	5,333	5,333	7,397
Specialty Clinics	33,921	33,913	33,913	33,537
	64,560	64,498	64,498	70,979
Expenditure Category				
Grants, Contributions and Transfers	25,969	25,907	25,907	23,523
Fees and Payments	38,591	38,591	38,591	47,456
	64,560	64,498	64,498	70,979

Health and Social Services
Ambulatory Care Services
Grants, Contributions and Transfers

(thousands of dollars)

	2017-2018 Main Estimates	2016-2017 Revised Estimates	2016-2017 Main Estimates	2015-2016 Actuals
Contributions				
Health and Social Services Authority Funding	25,969	25,907	25,907	23,523

Descriptions of Contributions

Health and Social Services Authority Funding (25,969) - Funding to HSS Authorities for the provision of ambulatory care services.

Health and Social Services

Community Health Programs

Activity Description

Community Clinics and Health Centers provide primary care services which are considered the first level of contact for individuals, families, and communities within the health system. These services are provided through health centers, community clinics and public health clinics.

Homecare and Support Services provide support to eligible northern residents for acute, chronic or palliative care clients, including personal care, nutrition and respite services.

Health Promotion and Community Wellness units work directly with community groups and Aboriginal Governments to address key community specific priorities such as injury prevention, cancer, tobacco reduction and health promotion. Early Childhood Development and Anti-Poverty initiatives are also included here.

Population Health services are aimed at broad population health through the co-ordination and ongoing management of health and wellness surveillance activities for the NWT. This includes the development of program standards, monitoring and evaluation in the areas of public health, environmental health, disease control and epidemiology.

As legislated by the *Mental Health Act* and through the establishment of program standards and monitoring, support is provided to front line staff, supervisor and managers in the delivery of Community Mental Health and Addictions programming. Programs in this area include those aimed at addressing alcohol and drug addictions including On-the-Land programming and residential treatment facilities.

Programs for Residential Care Adults and Children provide supportive living arrangements in residential/group home settings for an extended period of time to meet physical, emotional, spiritual, and psychosocial needs. This includes facilities such as long term care facilities, group homes for adults, and residential care both inside and outside the NWT.

Health and Social Services
Community Health Programs
Operations Expenditure Summary

(thousands of dollars)

	2017-2018	2016-2017	2016-2017	2015-2016
	Main	Revised	Main	Actuals
	Estimates	Estimates	Estimates	Actuals
Program Detail				
Community Clinics and Health Centres	68,458	67,923	67,923	67,678
Community Mental Health and Addictions	16,536	15,766	15,766	14,780
Health Promotion and Community Wellness	9,448	9,466	9,466	8,625
Home Care and Support Services	7,954	7,966	7,966	8,003
Population Health	2,933	2,804	2,804	2,908
Residential Care Adults and Children	53,131	48,945	48,660	52,457
	158,460	152,870	152,585	154,451
Expenditure Category				
Compensation and Benefits	5,760	5,496	5,496	5,697
Grants, Contributions and Transfers	118,041	116,087	115,798	116,523
Amortization	3,222	2,954	2,954	2,413
Computer Hardware and Software	14	20	20	13
Contract Services	27,591	24,344	24,344	26,692
Fees and Payments	2,811	2,811	2,811	2,648
Interest	16	16	16	23
Materials and Supplies	332	323	323	80
Purchased Services	424	467	471	115
Travel	249	352	352	247
	158,460	152,870	152,585	154,451

Health and Social Services
Community Health Programs
Grants, Contributions and Transfers

(thousands of dollars)

	2017-2018 Main Estimates	2016-2017 Revised Estimates	2016-2017 Main Estimates	2015-2016 Actuals
Grants				
Medical Professional Development	40	40	40	40
Rockhill Apartments	443	443	443	443
	483	483	483	483
Contributions				
Anti-Poverty Fund and Day Shelter Contributions	650	650	650	670
Community Wellness Initiatives Fund	1,014	1,014	1,014	900
Disabilities Fund	335	335	335	321
Early Childhood Development Action Plan	277	277	277	264
Early Childhood Development Breastfeeding Fund	65	65	65	25
Health Family Program	292	292	292	292
HSS Authority Funding	112,945	110,991	110,702	111,852
Mental Health and Addictions	450	450	450	203
On the Land Healing Fund	1,100	1,100	1,100	1,086
Respite Fund	225	225	225	228
Seniors Fund	205	205	205	199
	117,558	115,604	115,315	116,040
Total Grants and Contributions	118,041	116,087	115,798	116,523

Descriptions of Grants and Contributions

Medical Professional Development (40) - Grant to the NWT Medical Association for professional development of eligible individual NWT physicians.

Rockhill Apartments (443) - Funding for the renewal of the subsidized lease with the Young Women's Christian Association of Yellowknife for the Rockhill Apartments in Yellowknife.

Anti-Poverty Fund and Day Shelter Contributions (650) - Funding to support eligible applicants for anti-poverty initiatives that demonstrate tangible action towards the reduction of poverty in the NWT; and to support day shelter programs in Yellowknife and Inuvik.

Community Wellness Initiatives Fund (1,014) - Funding to support eligible applicants whose initiatives aim to maximize the impact of community wellness initiatives and activities that support individuals, families, and communities in the NWT.

Disabilities Fund (335) - Funding to support eligible applicants that provide increased independence and reduce barriers for residents living with disabilities within the NWT.

Health and Social Services
Community Health Programs
Grants, Contributions and Transfers

Early Childhood Development Action Plan (277) - Funding to support initiatives in the Early Childhood Development Action Plan.

Early Childhood Development Breastfeeding Fund (65) - Funding to support eligible applicants in breastfeeding promotion, education and supports in the NWT.

Health Family Program (292) - Funding to support the Tłıchǫ Government in promoting nurturing parent-child relationships.

HSS Authority Funding (112,945) - Funding to HSS Authorities for the provision of community health programs.

Mental Health and Addictions (450) - Funding to support organizations in the delivery of mental health and addictions programming.

On the Land Healing Fund (1,100) - Funding to support eligible applicants for the provision of On the Land Healing Programs for residents trying to overcome mental health and addictions issues.

Respite Fund (225) - Funding to support eligible applicants that provide community based respite services to caregivers of residents living with disabilities within the NWT.

Seniors Fund (205) - Funding to support eligible applicants in their activities towards promoting the independence and wellbeing of seniors and elders in the NWT.

Health and Social Services

Community Health Programs

Active Positions (Information Item)

	2017-2018				2016-2017			
	Full Time	Part Time	Seasonal	Total	Full Time	Part Time	Seasonal	Total
Regional Allocation								
Headquarters	44	1	-	45	43	1	-	44
North Slave	-	-	-	-	-	-	-	-
Tłıchǫ	-	-	-	-	-	-	-	-
South Slave	1	-	-	1	1	-	-	1
Dehcho	1	-	-	1	1	-	-	1
Sahtu	1	-	-	1	1	-	-	1
Beaufort Delta	2	-	-	2	2	-	-	2
	49	1	-	50	48	1	-	49
Community Allocation								
Headquarters	44	1	-	45	43	1	-	44
Regional Offices	5	-	-	5	5	-	-	5
Other	-	-	-	-	-	-	-	-
	49	1	-	50	48	1	-	49

Full Time and Part Time positions may be indeterminate positions with no end date of employment or for a fixed term. Regional Offices include positions located in Yellowknife Regional Offices (North Slave), Fort Smith, Hay River, Fort Simpson, Norman Wells and Inuvik.

Health and Social Services

Community Social Programs

Activity Description

Child and Family Services programs serve to protect and support children in the NWT and encourage strong, healthy families. Activities include setting standards, monitoring performance, and providing support to front line child protection workers, supervisors, and managers. Also included is foster care, permanent custody foster care, services while in the family home and subsidized adoptions. Services are governed by the *Child and Family Services Act* and the *Adoption Act*.

Adult Support Services include programs such as day shelters, transitional housing, life and career development skills for adults and the Office of the Public Guardian which is governed by the *Public Guardianship and Trusteeship Act*.

Family Violence programs offer protection, assistance and shelter services to families that have been impacted by domestic abuse and/or violence.

Health and Social Services
Community Social Programs
Operations Expenditure Summary

(thousands of dollars)

	2017-2018 Main Estimates	2016-2017 Revised Estimates	2016-2017 Main Estimates	2015-2016 Actuals
Program Detail				
Adult Support Services	1,287	1,289	1,289	1,354
Child and Family Services	22,605	22,614	22,614	23,289
Family Violence	3,630	3,515	3,515	3,362
	27,522	27,418	27,418	28,005
Expenditure Category				
Compensation and Benefits	1,160	1,168	1,168	1,337
Grants, Contributions and Transfers	25,668	25,548	25,548	25,515
Computer Hardware and Software	-	-	-	4
Contract Services	575	575	575	1,069
Fees and Payments	8	8	8	33
Materials and Supplies	10	10	10	4
Purchased Services	78	78	78	14
Travel	23	31	31	29
	27,522	27,418	27,418	28,005

Health and Social Services
Community Social Programs
Grants, Contributions and Transfers

(thousands of dollars)

	2017-2018	2016-2017	2016-2017	2015-2016
	Main	Revised	Main	Actuals
	Estimates	Estimates	Estimates	Actuals
Contributions				
Child and Family Services	128	128	128	173
Family Violence	395	395	395	317
Health and Social Services Authority Funding	25,145	25,025	25,025	25,025
Total Contributions	25,668	25,548	25,548	25,515

Descriptions of Contributions

Child and Family Services (128) - Funding to support organizations in the delivery of programs and services that protect and support families in the NWT.

Family Violence (395) - Funding to support organizations that offer programs to protect, assist and shelter families affected by violence.

Health and Social Services Authority Funding (25,145) - funding to HSS Authorities for the provision of community social programs.

Health and Social Services

Community Social Programs

Active Positions (Information Item)

	2017-2018				2016-2017			
	Full Time	Part Time	Seasonal	Total	Full Time	Part Time	Seasonal	Total
Regional Allocation								
Headquarters	10	-	-	10	10	-	-	10
North Slave	-	-	-	-	-	-	-	-
Tłıchǫ	-	-	-	-	-	-	-	-
South Slave	-	-	-	-	-	-	-	-
Dehcho	-	-	-	-	-	-	-	-
Sahtu	-	-	-	-	-	-	-	-
Beaufort Delta	-	-	-	-	-	-	-	-
	10	-	-	10	10	-	-	10
Community Allocation								
Headquarters	10	-	-	10	10	-	-	10
Regional Offices	-	-	-	-	-	-	-	-
Other	-	-	-	-	-	-	-	-
	10	-	-	10	10	-	-	10

Full Time and Part Time positions may be indeterminate positions with no end date of employment or for a fixed term. Regional Offices include positions located in Yellowknife Regional Offices (North Slave), Fort Smith, Hay River, Fort Simpson, Norman Wells and Inuvik.

Health and Social Services

Diagnostic and Therapeutic Services

Activity Description

Diagnostic Services support the clinical investigation and management of patient care. These include clinical laboratory, diagnostic imaging, and respiratory care.

Pharmacies store, prepare, and dispense drugs within the hospitals and to the regional centres. Pharmacies are located in the Inuvik Regional Hospital, the Stanton Territorial Hospital, and the Hay River Regional Health Centre.

Therapeutic Services include physiotherapy, occupational therapy, audiology, speech language pathology, medical social work, and recreation.

Health and Social Services
Diagnostic and Therapeutic Services
Operations Expenditure Summary

(thousands of dollars)

	2017-2018 Main Estimates	2016-2017 Revised Estimates	2016-2017 Main Estimates	2015-2016 Actuals
Program Detail				
Diagnostic Services	15,921	15,644	15,644	15,482
Pharmacy	2,163	2,467	2,467	2,364
Therapeutic Services	6,191	6,191	6,191	6,191
	24,275	24,302	24,302	24,037
Expenditure Category				
Grants, Contributions and Transfers	23,182	23,209	23,209	22,887
Contract Services	1,093	1,093	1,093	1,150
	24,275	24,302	24,302	24,037

Health and Social Services
Diagnostic and Therapeutic Services
Grants, Contributions and Transfers

(thousands of dollars)

	2017-2018 Main Estimates	2016-2017 Revised Estimates	2016-2017 Main Estimates	2015-2016 Actuals
Contributions				
Health and Social Services Authority Funding	23,182	23,209	23,209	22,887

Descriptions of Grants and Contributions

Health and Social Services Authority Funding (23,182) - Funding to Authorities for the provision of diagnostic and therapeutic services.

Health and Social Services

Nursing Inpatient Services

Activity Description

Medical and Surgical Nursing refers to nursing units where the beds are designated for medical and surgical care to inpatient adults.

Intensive Care Nursing refers to hospital nursing units where beds are designated for highly specialized nursing care services for seriously ill inpatients.

Operating Room Nursing refers to elective and emergency surgical services to patients.

Obstetric and Pediatric Nursing refers to services for pregnant women, newborns and post-operative care to gynecological surgical patients as well as health services for children and infants.

Mental Health and Addictions Nursing refers to the psychiatric nursing unit at Stanton Territorial Hospital where the beds are designated for services for adults with psychiatric/psychological disorders including addictions and substance abuse issues. Additionally, the unit includes beds for withdrawal management (medical detox).

Long Term Care Nursing refers to the hospital based nursing units where beds are designated for services for patients whose functional capacities are chronically impaired or at risk of impairment and who may require services for an extended period of time to meet physical, emotional, spiritual and psychological needs. The units provide services to residents of all ages requiring long term residential care, respite care and palliative care.

Health and Social Services

Nursing Inpatient Services

Operations Expenditure Summary

(thousands of dollars)

	2017-2018 Main Estimates	2016-2017 Revised Estimates	2016-2017 Main Estimates	2015-2016 Actuals
Program Detail				
Intensive Care Nursing	1,593	1,593	1,593	1,593
Long Term Care Nursing	5,928	5,766	5,766	5,766
Medical and Surgical Nursing	15,139	15,301	15,301	15,271
Mental Health and Addictions Nursing	1,699	1,699	1,699	1,699
Obstetric and Pediatric Nursing	5,513	5,513	5,513	5,513
Operating Room Nursing	4,268	4,263	4,263	4,066
	34,140	34,135	34,135	33,908
Expenditure Category				
Grants, Contributions and Transfers	34,140	34,135	34,135	33,908

Health and Social Services
Nursing Inpatient Services
Grants, Contributions and Transfers

(thousands of dollars)

	2017-2018 Main Estimates	2016-2017 Revised Estimates	2016-2017 Main Estimates	2015-2016 Actuals
Contributions				
Health and Social Services Authority Funding	34,140	34,135	34,135	33,908

Descriptions of Contributions

Health and Social Services Authority Funding (34,140) - Funding to HSS Authorities for the provision of nursing inpatient services.

Health and Social Services

Supplementary Health Programs

Activity Description

The Department provides Supplementary Health Programs, in accordance with policy, to residents who meet eligibility criteria. Benefits include eligible prescription drugs, appliances, supplies, prostheses, and certain medical travel expenses. Specific benefit programs are Extended Health Benefits, Métis Health Benefits, Medical Travel Benefits, and Indigent Health Benefits.

Health and Social Services
Supplementary Health Programs
Operations Expenditure Summary

(thousands of dollars)

	2017-2018	2016-2017	2016-2017	2015-2016
	Main	Revised	Main	Actuals
	Estimates	Estimates	Estimates	
Program Detail				
Extended Health Benefits	8,351	8,701	8,701	11,266
Indigent Health Benefits	115	115	115	103
Medical Travel	23,140	22,761	22,761	22,704
Metis Health Benefits	1,907	1,907	1,907	2,268
	33,513	33,484	33,484	36,341
Expenditure Category				
Grants, Contributions and Transfers	23,140	22,761	22,761	21,883
Fees and Payments	10,373	10,723	10,723	14,458
	33,513	33,484	33,484	36,341

Health and Social Services
Supplementary Health Programs
Grants, Contributions and Transfers

(thousands of dollars)

	2017-2018 Main Estimates	2016-2017 Revised Estimates	2016-2017 Main Estimates	2015-2016 Actuals
Contributions				
Health and Social Services Authority Funding	23,140	22,761	22,761	21,883

Descriptions of Contributions

Health and Social Services Authority Funding (23,140) - Funding to HSS Authorities for the provision of medical travel.

Health and Social Services

Funding Allocated to Health and Social Services Authorities

(Information Item)

(thousands of dollars)

	2017-2018 Main Estimates	2016-2017 Revised Estimates	2016-2017 Main Estimates	2015-2016 Actuals
Northwest Territories Health and Social Services Authority	238,597	237,881	237,881	236,027
Hay River Health & Social Services Authority	30,303	30,042	30,042	28,807
Tłıchǫ Community Services Agency	15,055	14,448	14,163	14,543
	283,955	282,371	282,086	279,377

Health and Social Services

Lease Commitments

(Information Item)

Type of Property	Community	(thousands of dollars)	
		2017-2018 Main Estimates	Future Lease Payments
Yellowknife Health and Social Services Authority			
Parking for program vehicles	Yellowknife	42	74
Adult Day Shelter	Yellowknife	32	-
		<u>74</u>	<u>74</u>

The above leases do not include capital leases. In the event a lease is deemed to be a capital lease the associated asset is included in tangible capital assets and amortized over the useful life of the asset; and the lease is recorded as a financial liability.

The Main Estimates and Future Lease Payment amounts represent the Base Rent cost, excluding any operations and maintenance component that is included in the total Lease costs in the agreement.

Health and Social Services

Work Performed on Behalf of Others

(Information Item)

(thousands of dollars)

Items	2017-2018 Main Estimates	2016-2017 Revised Estimates	2016-2017 Main Estimates	2015-2016 Actuals
Autism Surveillance Enhancement NWT	-	-	-	12
Antibiotic Usage Trends	-	-	-	23
Analytic Intern Placement	-	48	-	2
Canadian Chronic Disease Surveillance System	315	308	308	155
Canadian Hospital Injury Reporting and Prevention Program - Injury Surveillance	80	80	-	-
Canadian Partnership Against Cancer - Continuity of Care	-	157	157	265
Canadian Partnership Against Cancer - Dialogue/Storybook Project	-	202	202	173
Canadian Partnership Against Cancer - Tobacco Cessation Sharing Circle	-	117	117	9
Canadian Partnership Against Cancer - Co-ordinated Data Development Initiative	-	-	-	21
Congenital Anomalies Surveillance Enhancement Project NWT	-	85	85	85
eMental Health and Other Innovative Strategies	-	200	200	-
First Nation Cancer Screening	-	20	-	-
Helicobacter Pylori Infection	45	45	45	43
Health Portfolio	7,719	8,019	8,019	8,202
Home and Community Care	5,358	5,358	5,252	5,127
Mental Health and Addictions Information Management Systems	-	133	133	9
Non-Insured Health Benefits	13,226	13,226	13,226	13,674
Pan Canadian Public Health Network	-	-	-	3
Pan-Northern Administrative Data Development	-	172	147	187
Power Up	-	26	26	98
Tłıchǰ Implementation Agreement Funding	77	75	24	-
Territorial Health Investment Fund - Medical Travel	-	1,000	1,000	1,700
Territorial Health Investment Fund - Territorial	-	4,340	4,340	3,787
Toll-Free Tobacco Quit line	-	133	100	23
Working on Wellness in Strategic Populations	-	39	39	141
	26,820	33,783	33,420	33,739

Descriptions of Work Performed on Behalf of Others

Autism Surveillance Enhancement NWT - Funding from the Public Health Agency of Canada to develop an autism spectrum disorder surveillance system in the NWT. The agreement ended March 2016.

Antibiotic Usage Trends - Funding from the Public Health Agency of Canada to determine antibiotic usage trends in the NWT. The agreement ended July 2015.

Health and Social Services

Work Performed on Behalf of Others

(Information Item)

Analytic Intern Placement - Funding from the Canadian Partnership Against Cancer to address the issue of the capacity of the system to analyze and interpret data through the establishment of an analyst placement program. The agreement ended July 2016.

Canadian Chronic Disease Surveillance System (315) - Funding from the Public Health Agency of Canada to develop Federal, Provincial and Territorial capacity for standardized diabetes surveillance using primarily administrative data. The agreement ends February 2018.

Canadian Hospital Injury Reporting and Prevention Program (80) - Funding from the Public Health Agency of Canada to expand the unintentional injury surveillance in the NWT. The agreement ends March 2019.

Canadian Partnership Against Cancer - Continuity of Care - Funding from the Canadian Partnership Against Cancer to support continuity of care for First Nations, Inuit and Metis cancer patients in the NWT. Specifically, to address gaps in primary and oncology care. The agreement ends February 2017.

Canadian Partnership Against Cancer - Dialogue/Storybook Project - Funding from the Canadian Partnership Against Cancer for Dialogue and Story work in support of First Nations, Inuit and Metis Cancer Patients throughout oncology and primary care transition experiences. The agreement ends January 2017.

Canadian Partnership Against Cancer - Tobacco Cessation Sharing Circle - Funding from the Canadian Partnership Against Cancer to develop a Sharing Circle model for tobacco cessation and relapse prevention for NWT cancer patients and their families. The agreement ends March 2017.

Canadian Partnership Against Cancer - Co-ordinated Data Development Initiatives - Funding from the Canadian Partnership Against Cancer to develop an implementation plan for the proposed cancer treatment data pilot project. The project aims to develop the infrastructure to collect standardized data on cancer treatment across Canada. The agreement ended October 2015.

Congenital Anomalies Surveillance Enhancement Project NWT - Funding from the Public Health Agency of Canada to improve the capture of data on congenital anomalies in the NWT. The agreement ends March 2017.

eMental Health and Other Innovative Strategies - Territorial Health Investment Funding provided by the Government of Nunavut as the project lead to develop strategies for the delivery of mental health services in remote northern communities. The agreement ends March 2017.

First Nations Cancer Screening - Funding from the Canadian Partnership Against Cancer to explore the barriers and facilitators to screening participation for First Nations, Inuit and Metis across Canada. The agreement ended October 2016.

Helicobacter Pylori Infection (45) - Funding from the University of Alberta to address community concerns about health risks from H. Pylori infections. The agreement ends March 2018.

Health Portfolio (7,719) - Funding from Health Canada for health and wellness programs in the following areas: Mental Awareness; Healthy Living Chronic Disease; Healthy Children, Families and Communities. The agreement ends March 2018.

Home & Community Care (5,358) - Funding from Health Canada for service delivery and supports for clients. The agreement also provides funding for Chronic Disease Management Training for home and community care nurses. The agreement ends March 2018.

Health and Social Services

Work Performed on Behalf of Others

(Information Item)

Mental Health and Addictions Information Management System - Funding provided by Health Canada to determine the readiness of the NWT to implement a territorial information sharing system linking mental health and addictions service providers. The agreement ends March 2017.

Non-Insured Health Benefits (13,226) - Funding from Health Canada to provide benefits for First Nation and Inuit residents that are not covered under the Hospital or Medical Care programs. The agreement ends March 2017.

Pan Canadian Public Health Network - Funding from the Federal/Provincial/Territorial Ministries of Health to fund support staff for the P/T Co-Chair of the Pan-Canadian Public Health Network Council.

Pan-Northern Administrative Data Development - Funding provided by the Public Health Agency of Canada to conduct a feasibility analysis regarding the potential development of a common set of variables that will be collected and become part of a family violence surveillance across Yukon, Northwest Territories and Nunavut. The agreement ends March 2017.

Power Up - Funding from the University of Alberta to scan progress in adoption of policies in relation to healthy food and active living in northern territories and aboriginal populations. The agreement ended September 2016.

Tłıchǫ Implementation Agreement Funding (77) - Funding from the Government of Canada for implementation activities (received through DAAIR). The agreement ended August 2016.

Territorial Health Investment Fund - Medical Travel - Funding from Health Canada to offset the cost of medical travel. The agreement ends March 2017.

Territorial Health Investment Fund - Territorial - Proposal based funding from Health Canada for the delivery of projects tailored to the unique needs and health system gaps, challenges and priorities of the Northwest Territories. The agreement ends March 2017.

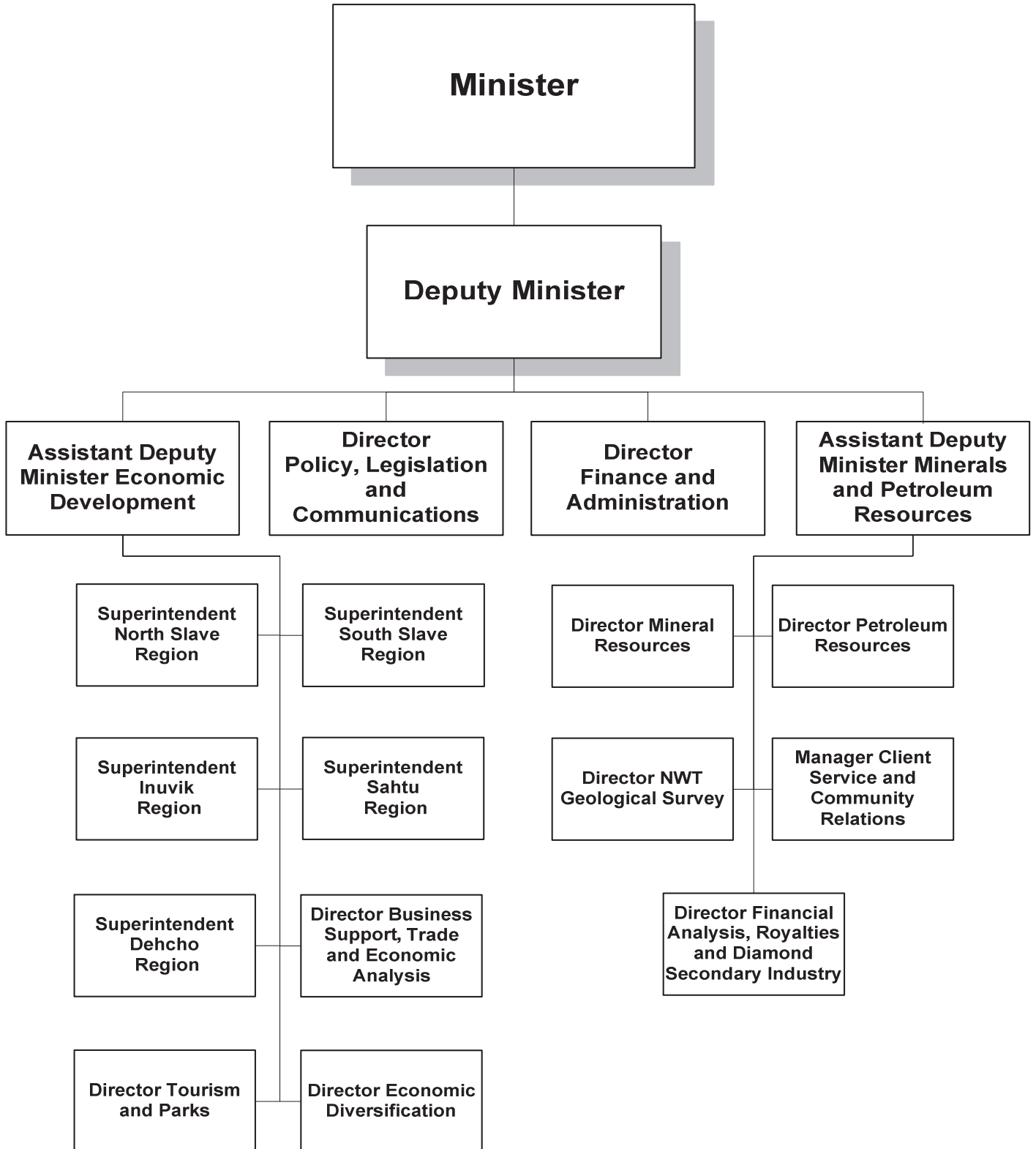
Toll-Free Tobacco Quitline - Funding from Health Canada to reduce tobacco use in the NWT by implementing a toll free quit line and to establish quit line services prior to the proposed implementation of a national toll free quit line number on tobacco packaging. The agreement ends March 2017.

Working on Wellness in Strategic Populations - Funding from the BC Healthy Living Alliance to work with employers and employees to improve healthy living policies within the workplace and improve access to relevant information. The agreement ended September 2016.

Industry, Tourism and Investment

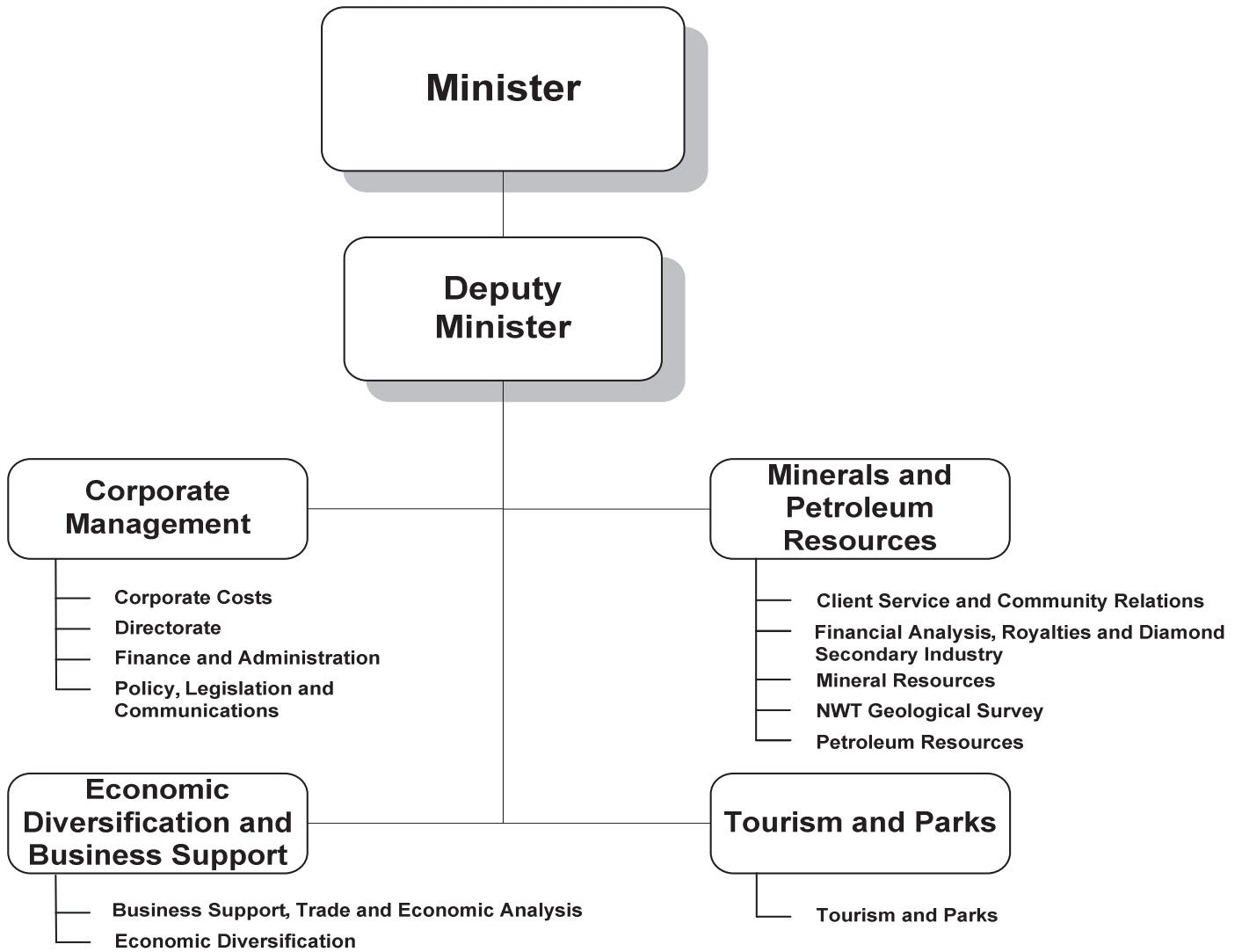
Industry, Tourism and Investment

Organizational Chart



Industry, Tourism and Investment

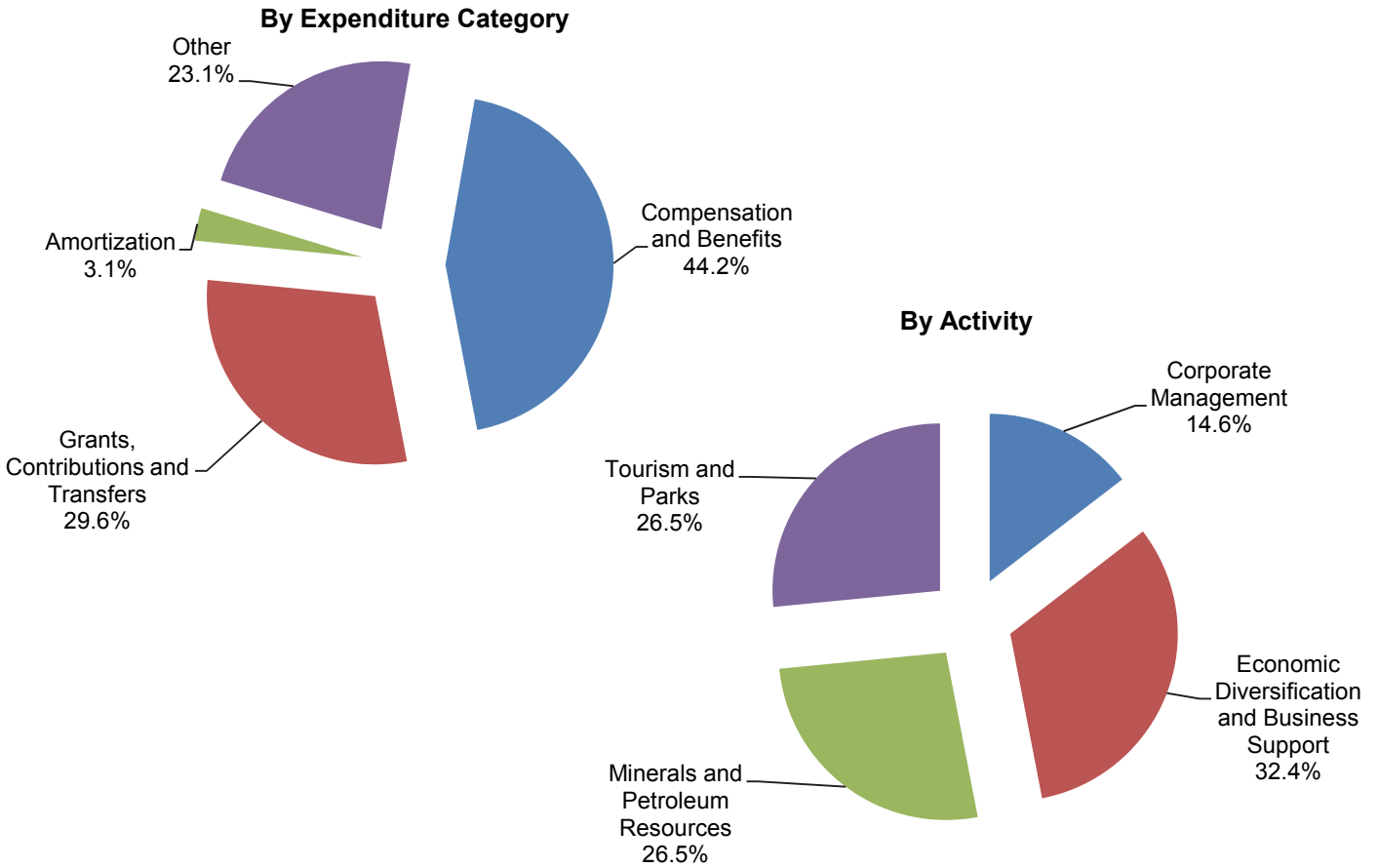
Accounting Structure Chart



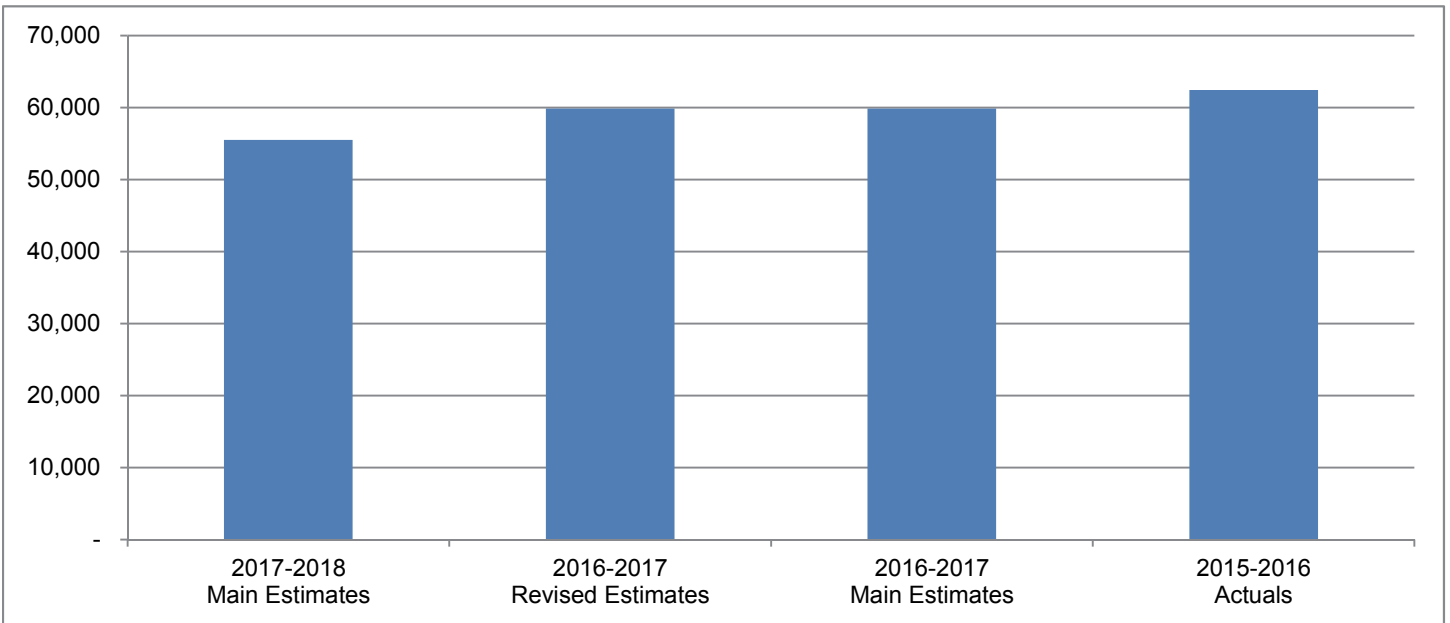
Industry, Tourism and Investment

Graphs

Operations Expenditures



Operations Expenditures Comparison (thousands of dollars)



Industry, Tourism and Investment

The mandate of the Minister and the Department of Industry, Tourism and Investment is to promote economic self-sufficiency through the responsible development of Northwest Territories (NWT) mineral and petroleum resources, the development of natural resource industries, including agriculture, commercial fishing and the traditional economy, and the promotion and support of tourism, trade and investment, business, and manufacturing and secondary industries, to create a prosperous, diverse and sustainable economy for the benefit of all NWT residents.

	(thousands of dollars)			
	2017-2018 Main Estimates	2016-2017 Revised Estimates	2016-2017 Main Estimates	2015-2016 Actuals
Activity				
Corporate Management	8,078	8,172	8,422	9,153
Economic Diversification and Business Support	17,984	20,470	20,470	20,544
Minerals and Petroleum Resources	14,712	16,695	16,695	18,027
Tourism and Parks	14,737	14,533	14,283	14,714
	55,511	59,870	59,870	62,438
Expenditure Category				
Compensation and Benefits	24,525	25,574	25,574	27,417
Grants, Contributions and Transfers	16,435	18,730	18,480	18,726
Amortization	1,742	1,728	1,728	979
Chargebacks	1,028	985	985	1,082
Computer Hardware and Software	227	204	204	592
Contract Services	7,275	8,134	8,349	7,398
Controllable Assets	216	219	254	255
Fees and Payments	282	340	340	476
Loss on Sale of Assets	-	-	-	199
Materials and Supplies	1,006	1,117	1,117	2,109
Purchased Services	1,031	1,052	1,052	1,344
Travel	1,393	1,436	1,436	1,560
Utilities	351	351	351	284
Valuation Allowances	-	-	-	17
	55,511	59,870	59,870	62,438
Total Revenues	46,505	56,256	62,852	58,999
Total Active Positions	181		183	
Infrastructure Investment	3,773	6,435	3,598	4,295

Industry, Tourism and Investment

Revenue Summary

(Information Item)

(thousands of dollars)

	2017-2018 Main Estimates	2016-2017 Revised Estimates	2016-2017 Main Estimates	2015-2016 Actuals
Non-renewable Resource Revenue				
Minerals, Oil and Gas Royalties	43,370	43,060	59,810	55,759
Licences, Rental and Other Fees	2,300	12,361	2,207	2,368
	45,670	55,421	62,017	58,127
General				
<i>Regulatory Revenues</i>				
Petroleum Fees	52	52	52	41
Egg Marketing Levy	35	35	35	94
Tourism Operators Licences	21	21	21	16
Park permits and other fees	700	700	700	705
Nominee Program	22	22	22	14
<i>Service and Miscellaneous</i>				
Parks Merchandise	5	5	5	2
	835	835	835	872
	46,505	56,256	62,852	58,999

Industry, Tourism and Investment

Active Position Summary

(Information Item)

Activity	2017-2018				2016-2017			
	Full Time	Part Time	Seasonal	Total	Full Time	Part Time	Seasonal	Total
Activity								
Corporate Management	38	-	-	38	39	-	-	39
Economic Diversification and Business Support	48	-	-	48	50	-	-	50
Minerals and Petroleum Resources	58	-	-	58	58	-	-	58
Tourism and Parks	21	-	16	37	20	-	16	36
	165	-	16	181	167	-	16	183
Regional Allocation								
Headquarters	98	-	-	98	98	-	-	98
North Slave	12	-	5	17	11	-	5	16
Tłı̄chǫ	3	-	-	3	3	-	-	3
South Slave	20	-	2	22	20	-	2	22
Dehcho	7	-	1	8	8	-	1	9
Sahtu	6	-	-	6	7	-	-	7
Beaufort Delta	19	-	8	27	20	-	8	28
	165	-	16	181	167	-	16	183
Community Allocation								
Headquarters	98	-	-	98	98	-	-	98
Regional Offices	61	-	12	73	63	-	12	75
Other	6	-	4	10	6	-	4	10
	165	-	16	181	167	-	16	183

Full Time and Part Time positions may be indeterminate positions with no end date of employment or for a fixed term. Regional Offices include positions located in Yellowknife Regional Offices (North Slave), Fort Smith, Hay River, Fort Simpson, Norman Wells and Inuvik.

Industry, Tourism and Investment

NWT Business Development and Investment Corporation

Active Positions (Information Item)

	2017-2018				2016-2017			
	Full Time	Part Time	Seasonal	Total	Full Time	Part Time	Seasonal	Total
Regional Allocation								
Headquarters	15	-	-	15	15	-	-	15
North Slave	-	-	-	-	-	-	-	-
Tłıchǫ	-	-	-	-	-	-	-	-
South Slave	-	-	-	-	-	-	-	-
Dehcho	-	-	-	-	-	-	-	-
Sahtu	-	-	-	-	-	-	-	-
Beaufort Delta	-	-	-	-	-	-	-	-
	15	-	-	15	15	-	-	15
Community Allocation								
Headquarters	15	-	-	15	15	-	-	15
Regional Offices	-	-	-	-	-	-	-	-
Other	-	-	-	-	-	-	-	-
	15	-	-	15	15	-	-	15

Full Time and Part Time positions may be indeterminate positions with no end date of employment or for a fixed term. Regional Offices include positions located in Yellowknife Regional Offices (North Slave), Fort Smith, Hay River, Fort Simpson, Norman Wells and Inuvik.

Industry, Tourism and Investment

Corporate Management

Activity Description

Corporate Management provides overall management, strategic planning, policy and legislative development, financial and information services, communication and leadership, to ITI's Divisions and Regional Offices, enabling ITI to respond effectively to the priorities of the Legislative Assembly.

Corporate Costs captures ITI-wide costs such as Technology Service Centre chargebacks.

Directorate includes the Deputy Minister, Assistant Deputy Minister Economic Development, and the Assistant Deputy Minister Mineral and Petroleum Resources. It guides the overall planning and execution of instructions from the Minister of ITI and the Legislative Assembly and Executive Council. The Deputy Minister and Assistant Deputy Ministers provide strategic advice and support to the Minister of ITI and to the department.

Finance and Administration provides financial management and administrative services to ITI. These services include providing advice to senior managers on financial management, financial control, financial submissions, and leading the Main Estimates process.

Policy, Legislation and Communications provides services related to policy, communications, Executive Council and Financial Management Board submissions, legislation, and intergovernmental and interdepartmental affairs. It is responsible for Access to Information requests and departmental trademarks and copyright. It also participates in land and resource management initiatives on behalf of ITI, including environmental impact assessments and regulatory matters, as well as land claim and self-government agreement negotiations and implementation.

Housed in the Department of Lands, Informatics Share Service Centre provides strategic advice and guidance on the use of information and technology in support of ITI programs and services, and broad information management services to ITI, Environment and Natural Resources, and Lands, including information systems and internet development, implementation and operations, geomatics and geographic information systems, data and analysis, and records and library services for electronic and printed and visual services.

Industry, Tourism and Investment

Corporate Management

Operations Expenditure Summary

(thousands of dollars)

	2017-2018 Main Estimates	2016-2017 Revised Estimates	2016-2017 Main Estimates	2015-2016 Actuals
Program Detail				
Corporate Costs	1,415	1,372	1,372	2,247
Directorate	2,713	2,806	2,911	3,089
Finance and Administration	1,542	1,542	1,542	1,621
Policy, Legislation and Communications	2,408	2,452	2,597	2,196
	8,078	8,172	8,422	9,153
Expenditure Category				
Compensation and Benefits	6,017	6,069	6,069	6,902
Amortization	33	72	72	52
Chargebacks	1,028	985	985	1,074
Computer Hardware and Software	9	10	10	14
Contract Services	216	150	400	165
Controllable Assets	1	1	1	43
Fees and Payments	39	49	49	36
Materials and Supplies	118	136	136	212
Purchased Services	378	439	439	317
Travel	221	243	243	325
Utilities	18	18	18	13
	8,078	8,172	8,422	9,153

Industry, Tourism and Investment

Corporate Management

Active Positions (Information Item)

	2017-2018				2016-2017			
	Full Time	Part Time	Seasonal	Total	Full Time	Part Time	Seasonal	Total
Regional Allocation								
Headquarters	26	-	-	26	27	-	-	27
North Slave	2	-	-	2	2	-	-	2
Tłı̄chǫ	1	-	-	1	1	-	-	1
South Slave	3	-	-	3	3	-	-	3
Dehcho	2	-	-	2	2	-	-	2
Sahtu	2	-	-	2	2	-	-	2
Beaufort Delta	2	-	-	2	2	-	-	2
	38	-	-	38	39	-	-	39
Community Allocation								
Headquarters	26	-	-	26	27	-	-	27
Regional Offices	11	-	-	11	11	-	-	11
Other	1	-	-	1	1	-	-	1
	38	-	-	38	39	-	-	39

Full Time and Part Time positions may be indeterminate positions with no end date of employment or for a fixed term. Regional Offices include positions located in Yellowknife Regional Offices (North Slave), Fort Smith, Hay River, Fort Simpson, Norman Wells and Inuvik.

Industry, Tourism and Investment

Economic Diversification and Business Support

Activity Description

The Economic Diversification and Business Support activity consists of the Business Support, Trade and Economic Analysis, and the Economic Diversification divisions within ITI, which include the NWT Business Development and Investment Corporation (BDIC) and Community Futures Development Corporations (Community Futures).

ITI encourages investment in the NWT by providing economic analysis, and regional market and economic data for both business and government and attracts foreign investment through a Nominee Program. It supports informed decision-making by providing economic data, market intelligence, sector information, and opportunity studies. In conjunction with the BDIC and Community Futures Development Organizations, ITI provides business advice and access to investment capital. These activities are delivered through the Business Support, Trade and Economic Analysis division and Regional Offices, the BDIC, and funding Community Futures Development Organizations.

ITI Regional Offices supply program guidance, support, advice, and assistance at the community level. Regional representatives are experienced, knowledgeable and well networked with organizations, financial institutions, and government departments and agencies. ITI works with business associations such as the NWT Chamber of Commerce, the NWT Construction Association, and the NWT Manufacturer's Association, as well as with professional associations, to promote the NWT as a place to work, invest and live.

The Economic Diversification division leads the development of programs and initiatives in support of renewable resources sector and the NWT's Traditional Economy. Specific programs support agriculture, commercial fisheries, arts and fine crafts, film, hide procurement program and marketing and promotion of the Genuine Mackenzie Valley Fur (GMVF). Business Support, Trade and Economic Analysis division focuses on policy and program development to support the business community. The division is the GNWT lead on internal and international trade matters, including negotiations relating to the Canada Free Trade Agreement, the Canada - European Union Comprehensive Economic Trade Agreement, and other international trade agreements. Through the Hay River office, ITI is also responsible for the administration of the GNWT Business Incentive Policy, approved Northern Manufacturers, and the GNWT Contracts Registry and Reporting System, which promote business opportunities for contracting with the GNWT.

Industry, Tourism and Investment
Economic Diversification and Business Support
Operations Expenditure Summary

(thousands of dollars)

	2017-2018	2016-2017	2016-2017	2015-2016
	Main	Revised	Main	Actuals
	Estimates	Estimates	Estimates	Actuals
Program Detail				
Business Support, Trade and Economic Analysis				
Other Program Costs	12,319	14,543	14,543	14,248
NWT Business Development and Investment Corporation	2,819	3,296	3,296	3,789
Economic Diversification	2,846	2,631	2,631	2,507
	17,984	20,470	20,470	20,544
Expenditure Category				
Compensation and Benefits	6,273	6,270	6,270	6,618
Grants, Contributions and Transfers	10,452	12,537	12,537	11,598
Amortization	25	65	65	24
Computer Hardware and Software	29	27	27	26
Contract Services	521	777	777	874
Controllable Assets	-	3	3	14
Fees and Payments	49	59	59	189
Materials and Supplies	146	187	187	479
Purchased Services	212	240	240	297
Travel	272	300	300	405
Utilities	5	5	5	3
Valuation Allowances	-	-	-	17
	17,984	20,470	20,470	20,544

Industry, Tourism and Investment
Economic Diversification and Business Support
Grants, Contributions and Transfers

(thousands of dollars)

	2017-2018 Main Estimates	2016-2017 Revised Estimates	2016-2017 Main Estimates	2015-2016 Actuals
Contributions				
Business Development and Investment Corporation	2,819	3,296	3,296	3,789
Business Internship	-	50	50	122
Commercial Fisheries	225	225	225	225
Commercial Fishing Industry Support	-	1,410	1,410	-
Community Futures	825	867	867	1,011
Community Transfer Initiatives	1,587	1,587	1,587	1,432
Economic Analysis Contributions - Various	-	-	-	40
Film Industry Rebate Program	100	206	206	95
Fur Program	155	155	155	88
Great Northern Arts Festival	25	25	25	25
Growing Forward 2	300	300	300	371
Northern Food Development Program	550	550	550	459
Support for Entrepreneur and Economic Development	3,866	3,866	3,866	3,941
Total Grants and Contributions	10,452	12,537	12,537	11,598

Descriptions of Grants and Contributions

Business Development and Investment Corporation (2,819) - The purpose of the BDIC is to support the economic objectives of the GNWT by encouraging the creation and development of northern business enterprises and by providing information and financial assistance to, and making investments in such enterprises.

Business Internship - The program aims to support small businesses in the area of accredited accountants, bookkeepers, and office managers. This program has sunset.

Commercial Fisheries (225) - Contributions to support development of commercial fisheries by offsetting high freight or production costs.

Commercial Fishing Industry Support - Contribution to assist in the revitalization of the Great Slave Lake commercial fishing sector.

Community Futures (825) - Contributions to help communities access funding for economic development.

Community Transfer Initiatives (1,587) - Contributions to provide funding for the services of Economic Development Officers.

Industry, Tourism and Investment

Economic Diversification and Business Support

Grants, Contributions and Transfers

Economic Analysis Contributions - Various contributions in support of Economic Analysis and Opportunities in the NWT.

Film Industry Rebate Program (100) - The program aims to provide rebates to eligible producers of film and television productions to offset a portion of production costs incurred specifically involving northern wages, supplies/goods and services.

Fur Program (155) - Contributions for the marketing and promotion of Genuine Mackenzie Valley Fur.

Great Northern Arts Festival (25) - This festival is recognized as a major opportunity for artists to compare styles, methods, and other knowledge such as the acquisition of raw materials, therefore enhancing development of skills.

Growing Forward 2 (300) - This is a bilateral cost shared Agreement signed between the Government of Canada and the Government of the Northwest Territories. The funding allocated will be used to reflect the GNWT share of costs in the Growing Forward 2 agreement which in turn will be used to fund a number of programs aimed at building and expanding the agriculture sector in the Northwest Territories.

Northern Food Development Program (550) - The Northern Foods Development Program (NFDP) aims to remove barriers, create employment and facilitate the development of the Northern Food production sector by providing support to commercial producers of northern fish, meat and other food products for sale to consumers in the Northwest Territories (NWT).

Support for Entrepreneur and Economic Development (SEED) (3,866) - The SEED program provides for a wide range of assistance to businesses and individuals to support and stimulate business development. It also supports community based initiatives that stimulate the local economy.

Industry, Tourism and Investment

Economic Diversification and Business Support

Active Positions (Information Item)

	2017-2018				2016-2017			
	Full Time	Part Time	Seasonal	Total	Full Time	Part Time	Seasonal	Total
Regional Allocation								
Headquarters	17	-	-	17	16	-	-	16
North Slave	5	-	-	5	5	-	-	5
Tłı̄chǫ	2	-	-	2	2	-	-	2
South Slave	10	-	-	10	10	-	-	10
Dehcho	3	-	-	3	4	-	-	4
Sahtu	3	-	-	3	4	-	-	4
Beaufort Delta	8	-	-	8	9	-	-	9
	48	-	-	48	50	-	-	50
Community Allocation								
Headquarters	17	-	-	17	16	-	-	16
Regional Offices	26	-	-	26	29	-	-	29
Other	5	-	-	5	5	-	-	5
	48	-	-	48	50	-	-	50

Full Time and Part Time positions may be indeterminate positions with no end date of employment or for a fixed term. Regional Offices include positions located in Yellowknife Regional Offices (North Slave), Fort Smith, Hay River, Fort Simpson, Norman Wells and Inuvik.

Industry, Tourism and Investment

Minerals and Petroleum Resources

Activity Description

The Minerals and Petroleum Resources activity consists of the Mineral Resources Division (MR), the Petroleum Resources division (PR), the Northwest Territories Geological Survey (NTGS), the Financial Analysis, Royalties and Diamond Secondary Industry (FARDSI) division, and the Client Service and Community Relations (CSCR) division. Minerals and Petroleum Resources activity includes marketing and promotion of NWT mineral and petroleum resources to attract investment in exploration, development and production for the benefit of all NWT residents. The five Regional Offices across the NWT ensure that businesses and entrepreneurs receive access to programs and resources, to help maximize the economic benefits from development in their regions.

MR develops and delivers policy; programs and services related to minerals, exploration and development, and through the Mining Recorders Office, manages land tenure associated with mineral resource rights for public lands in the NWT. Mineral Resources also provides input to land use initiatives and environmental assessments. In addition, this function supports the implementation and negotiation of Socio-Economic Agreements with mineral and petroleum developers. This is accomplished through collaboration with communities, industry and other government departments.

PR develops and delivers policy, programs, and services related to petroleum exploration, development, and transportation to markets. The division also manages land tenure associated with petroleum resource rights for public lands in the NWT. Petroleum Resources also oversees the management of the Environmental Studies Research Fund and Benefits Plans. PRD also provides input to land use initiatives and environmental assessments.

FARDSI is responsible for the management, administration and collection of royalties from mineral and petroleum resource development in the NWT, including performing and overseeing royalty audits and diamond valuation processes. FARDSI also analyzes and evaluates the economic impacts of planned or potential petroleum and mineral resource developments. FARDSI is also responsible for the administration of the Diamond Policy Framework and negotiating agreements guaranteeing Approved NWT Diamond Manufacturers (ANDM) access to rough diamonds produced by NWT mines, and for ensuring implementation of those agreements. The division also administers the GNWT Diamond Certification Program, and negotiates and administers agreements that license the use of GNWT diamond trademarks by ANDMs.

NTGS undertakes and supports original geoscience studies that contribute to a modern, comprehensive geoscience database for the NWT to support evidence-based decision making. NTGS also provides advice and outreach services to individuals, communities, governments and industry.

CSCR provides expertise related to Aboriginal consultation requirements and the NWT regulatory system directly to industry and communities, along with information on legislation, mineral and petroleum rights, exploration and development activity. CSCR also serves as a liaison between the private sector, other ITI divisions and Aboriginal communities.

Industry, Tourism and Investment

Minerals and Petroleum Resources

Operations Expenditure Summary

(thousands of dollars)

	2017-2018 Main Estimates	2016-2017 Revised Estimates	2016-2017 Main Estimates	2015-2016 Actuals
Program Detail				
Client Service and Community Relations	1,055	1,055	1,055	1,086
Financial Analysis, Royalties and Diamond Secondary Industry	4,224	4,483	4,483	4,431
Mineral Resources	2,855	3,177	3,177	3,104
NWT Geological Survey	5,089	5,645	5,645	6,135
Petroleum Resources	1,489	2,335	2,335	3,271
	14,712	16,695	16,695	18,027
Expenditure Category				
Compensation and Benefits	8,398	9,630	9,630	9,987
Grants, Contributions and Transfers	530	1,010	1,010	1,606
Amortization	195	171	171	108
Computer Hardware and Software	169	150	150	438
Contract Services	3,902	4,279	4,244	4,171
Controllable Assets	28	28	63	61
Fees and Payments	121	157	157	110
Materials and Supplies	283	286	286	481
Purchased Services	292	222	222	467
Travel	737	705	705	596
Utilities	57	57	57	2
	14,712	16,695	16,695	18,027

Industry, Tourism and Investment

Minerals and Petroleum Resources

Grants, Contributions and Transfers

(thousands of dollars)

	2017-2018 Main Estimates	2016-2017 Revised Estimates	2016-2017 Main Estimates	2015-2016 Actuals
Contributions				
Aboriginal Mineral Development Support Program	100	100	100	135
CanZinc Socioeconomic Agreement	-	30	30	-
Diavik Socioeconomic Agreement	-	50	50	-
MPR Contributions Various	-	-	-	313
Mackenzie Valley Development Contributions	-	400	400	674
Mining Incentive Program	400	400	400	400
NWT Chamber of Mines	30	30	30	84
Total Contributions	530	1,010	1,010	1,606

Descriptions of Contributions

Aboriginal Mineral Development Support Program (100) - Contributions in support of Aboriginal organizations to prepare and participate in mineral developments in their area.

CanZinc Socioeconomic Agreement - Resources to support the Prairie Creek Mine Socio-economic Advisory Committee established under the Prairie Creek Socioeconomic Agreement (SEA) to monitor, review and make recommendations on socioeconomic impacts, mitigation measures and commitments made in the SEA.

Diavik Socioeconomic Agreement - Resources to support the Diavik Community Advisory Board established under the Diavik Socio-economic Monitoring Agreement (SEMA) to monitor, review and make recommendations on socio-economic matters associated with the Diavik Diamond Mine and addressed in the SEMA.

Mackenzie Valley Development Contributions - Contributions that fall under this program include: Aboriginal Pipeline Group, Resource Pre-Development Program, Aboriginal Capacity Building and Community Consultations.

Mining Incentive Program (400) - Contributions in support of mineral exploration companies and prospectors who are exploring for NWT mineral resources.

MPR Contributions Various - Various contributions in support of Geoscience and minerals resources.

NWT Chamber of Mines (30) - Contributions in support of minerals issues.

Industry, Tourism and Investment

Minerals and Petroleum Resources

Active Positions (Information Item)

	2017-2018				2016-2017			
	Full Time	Part Time	Seasonal	Total	Full Time	Part Time	Seasonal	Total
Regional Allocation								
Headquarters	49	-	-	49	49	-	-	49
North Slave	-	-	-	-	-	-	-	-
Tłı̨chǫ	-	-	-	-	-	-	-	-
South Slave	2	-	-	2	2	-	-	2
Dehcho	-	-	-	-	-	-	-	-
Sahtu	-	-	-	-	-	-	-	-
Beaufort Delta	7	-	-	7	7	-	-	7
	58	-	-	58	58	-	-	58
Community Allocation								
Headquarters	49	-	-	49	49	-	-	49
Regional Offices	9	-	-	9	9	-	-	9
Other	-	-	-	-	-	-	-	-
	58	-	-	58	58	-	-	58

Full Time and Part Time positions may be indeterminate positions with no end date of employment or for a fixed term. Regional Offices include positions located in Yellowknife Regional Offices (North Slave), Fort Smith, Hay River, Fort Simpson, Norman Wells and Inuvik.

Industry, Tourism and Investment

Tourism and Parks

Activity Description

ITI develops and implements NWT tourism strategies with partners in the tourism industry. The Tourism and Parks Division provides support for tourism marketing, training and product development, and conducts research and planning. The Division, along with ITI's Regional Offices, develops, operates and maintains public tourism facilities, including a system of NWT parks that supports and promotes tourism.

Industry, Tourism and Investment

Tourism and Parks

Operations Expenditure Summary

(thousands of dollars)

	2017-2018 Main Estimates	2016-2017 Revised Estimates	2016-2017 Main Estimates	2015-2016 Actuals
Expenditure Category				
Compensation and Benefits	3,837	3,605	3,605	3,910
Grants, Contributions and Transfers	5,453	5,183	4,933	5,522
Amortization	1,489	1,420	1,420	795
Chargebacks	-	-	-	8
Computer Hardware and Software	20	17	17	114
Contract Services	2,636	2,928	2,928	2,188
Controllable Assets	187	187	187	137
Fees and Payments	73	75	75	141
Loss on Sale of Assets	-	-	-	199
Materials and Supplies	459	508	508	937
Purchased Services	149	151	151	263
Travel	163	188	188	234
Utilities	271	271	271	266
	14,737	14,533	14,283	14,714

Industry, Tourism and Investment

Tourism and Parks

Grants, Contributions and Transfers

(thousands of dollars)

	2017-2018 Main Estimates	2016-2017 Revised Estimates	2016-2017 Main Estimates	2015-2016 Actuals
Contributions				
Community Tourism Infrastructure	200	100	100	180
Convention Bureau	100	100	100	100
Northern Frontier Visitors Centre	161	161	161	161
Tourism 2020	400	400	400	400
Tourism Product Diversification Program	1,086	1,086	836	1,079
Tourism Industry Contribution	3,336	3,336	3,336	3,366
Tourism Skills Development	170	-	-	54
Tourism - Various	-	-	-	182
Total Contributions	5,453	5,183	4,933	5,522

Descriptions of Contributions

Community Tourism Infrastructure (200) - Contributions to municipalities, NGO's, and Aboriginal governments and organizations to support new and innovative infrastructure projects, support tourism in communities, and promote nearby parks and natural attractions.

Convention Bureau (100) - Contributions to NWT Tourism to establish a convention bureau for the NWT.

Northern Frontier Visitors Centre (161) – Contributions to provide information services to tourists about the North Slave region. This includes providing information on tourist accommodations, events and other related tourism activities.

Tourism 2020 (400) - Contributions for marketing under Tourism 2020.

Tourism Product Diversification Program (1,086) - Contributions to support tourism operators in product diversification and in expansion into growing travel and tourism markets. Funding is available to assist businesses through planning, product development and marketing.

Tourism Industry Contribution (3,336) - Contributions for Marketing and Industry Association support to NWT Tourism.

Tourism Skills Development (170) - Contributions to support youth mentorship and community tourism coordinators.

Tourism Various - Contributions in support of tourism and parks initiatives.

Industry, Tourism and Investment

Tourism and Parks

Active Positions (Information Item)

	2017-2018				2016-2017			
	Full Time	Part Time	Seasonal	Total	Full Time	Part Time	Seasonal	Total
Regional Allocation								
Headquarters	6	-	-	6	6	-	-	6
North Slave	5	-	5	10	4	-	5	9
Tłı̨chǫ	-	-	-	-	-	-	-	-
South Slave	5	-	2	7	5	-	2	7
Dehcho	2	-	1	3	2	-	1	3
Sahtu	1	-	-	1	1	-	-	1
Beaufort Delta	2	-	8	10	2	-	8	10
	21	-	16	37	20	-	16	36
Community Allocation								
Headquarters	6	-	-	6	6	-	-	6
Regional Offices	15	-	12	27	14	-	12	26
Other	-	-	4	4	-	-	4	4
	21	-	16	37	20	-	16	36

Full Time and Part Time positions may be indeterminate positions with no end date of employment or for a fixed term. Regional Offices include positions located in Yellowknife Regional Offices (North Slave), Fort Smith, Hay River, Fort Simpson, Norman Wells and Inuvik.

Industry, Tourism and Investment

Lease Commitments

(Information Item)

Type of Property	Community	(thousands of dollars)	
		2017-2018 Main Estimates	Future Lease Payments
Hay River Office Space	Hay River	58	-
Visitor Centre	Inuvik	23	26
Visitor Centre	Dawson City, Yukon Territory	14	66
		95	92

The above leases do not include capital leases. In the event a lease is deemed to be a capital lease the associated asset is included in tangible capital assets and amortized over the useful life of the asset; and the lease is recorded as a financial liability.

The Main Estimates and Future Lease Payment amounts represent the Base Rent cost, excluding any operations and maintenance component that is included in the total Lease costs in the agreement.

Industry, Tourism and Investment

Northwest Territories Environmental Studies Research Fund

(Information Item)

The Environmental Studies Research Fund (ESRF) was established under the *Petroleum Resources Act* (PRA) as a Special Purpose Fund, effective April 1, 2014, to provide funding to environmental and social studies designed to assist in decision-making processes related to oil and gas exploration, development and production on petroleum lands within the Northwest Territories (NWT).

(thousands of dollars)

	2017-2018 Main Estimates	2016-2017 Revised Estimates	2016-2017 Main Estimates	2015-2016 Actuals
Authorized Limit	15,000	15,000	15,000	15,000
OPERATING RESULTS				
Income				
Revenue	-	298	-	249
Expenses				
Compensation and Benefits	58	58	112	-
Grants and Contributions	200	100	100	25
Travel	20	20	20	2
Other Expenses	20	30	30	13
	298	208	262	40
Surplus (Deficit)	(298)	90	(262)	209
NWT Environmental Studies Research Fund				
Opening Balance	624	534	262	325
Surplus (Deficit)	(298)	90	(262)	209
Closing Balance	326	624	-	534

Note 1: Revenues of the ESRF are derived from levies paid by holders of petroleum exploration, significant discovery and production licences on NWT lands. The expected levy and budget are submitted to the Minister 60 days prior to the end of the preceding fiscal year.

Note 2: The PRA allows for reasonable expenses incurred for the management, operation and administration of the Environmental Studies Management Board (ESMB) to be charged against the ESRF. The PRA sets out the duties and functions of the ESMB, including that the ESMB establish guidelines and procedures of the Fund. Departments of Industry, Tourism and Investment (ITI) and Environment and Natural Resources (ENR) provides staff services in support of the ESRF board secretariat. ITI staff manages the Legislative reporting responsibilities and the revenue collection of the fund and ENR provides the secretariat staff that is required to administer the research programs and the expenditure management of the Board and the fund.

Industry, Tourism and Investment

Work Performed on Behalf of Others

(Information Item)

(thousands of dollars)

Items	2017-2018	2016-2017	2016-2017	2015-2016 Actuals
	Main Estimates	Revised Estimates	Main Estimates	
Canadian Northern Economic Development Agency (CanNor)	-	-	-	664
Growing Forward Project	732	732	732	589
Gwich'in Implementation	19	23	19	37
Indigenous and Northern Affairs Canada	-	-	-	2,321
Indigenous and Northern Affairs Canada	-	1,311	-	800
Sahtu Implementation	41	50	41	33
Tłıchǫ Implementation	13	13	13	43
	805	2,129	805	4,487

Descriptions of Work Performed on Behalf of Others

Canadian Northern Economic Development Agency - Funding to assist with Tourism Research and Product Development.

Growing Forward Project (732) - Funding provided by the Department of Agriculture and Agri-Food Canada.

Gwich'in Implementation (19) - Under the terms of a 10-year Bilateral Funding Agreement between Department of Aboriginal Affairs and Northern Development Canada and the Government of the Northwest Territories, Canada will provide a grant payment to the Government of the Northwest Territories to assist with Gwich'in implementation activities pursuant to the Gwich'in Implementation Plan.

Indigenous and Northern Affairs Canada - Funding received under the Strategic Investment in Northern Economic Development program for geoscience research projects.

Indigenous and Northern Affairs Canada - Funding received for Canol Trail wire clean up.

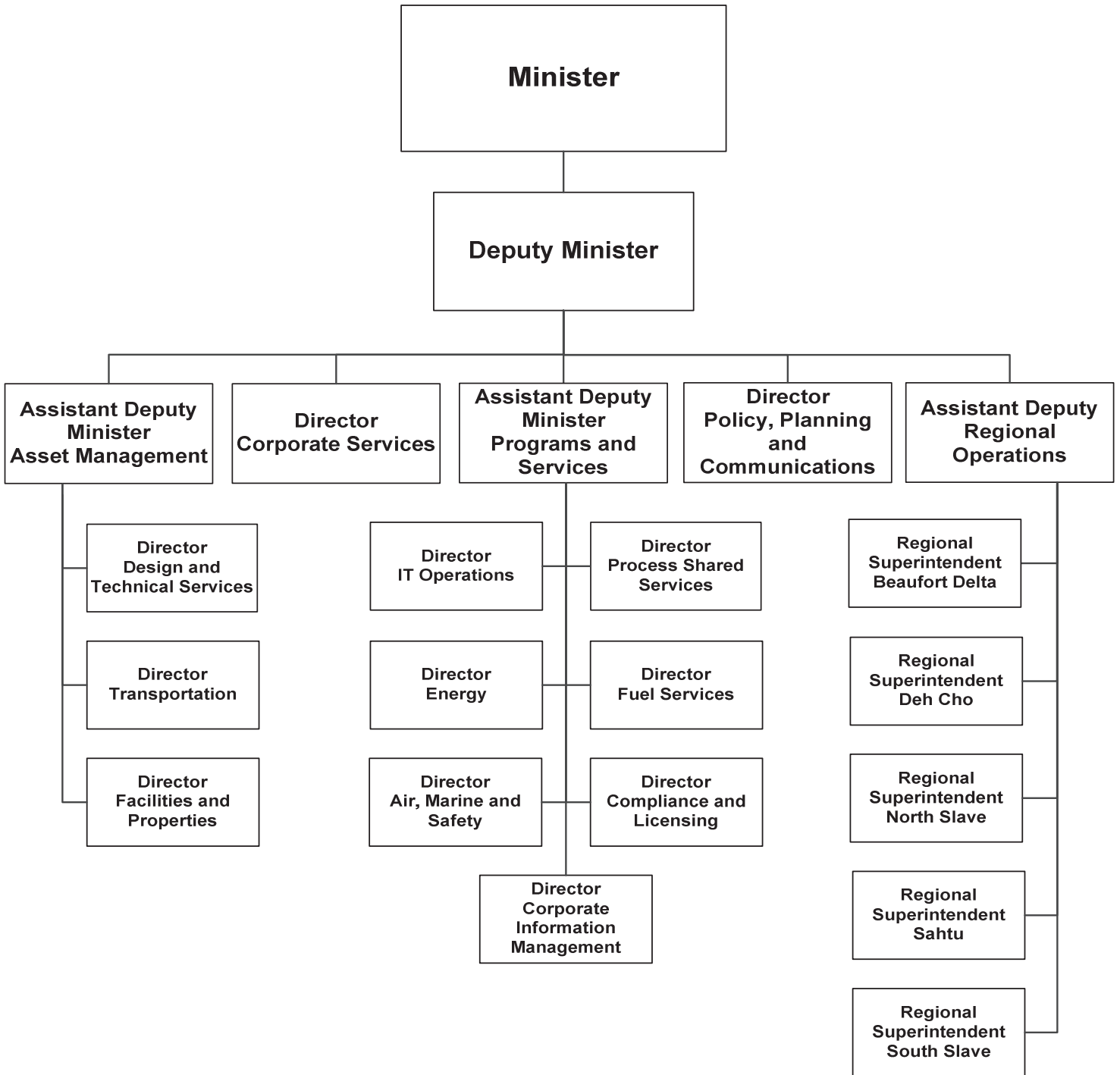
Sahtu Implementation (41) - Under the terms of a 10-year Bilateral Funding Agreement between Department of Aboriginal Affairs and Northern Development Canada and the Government of the Northwest Territories, Canada will provide a grant payment to the Government of the Northwest Territories to assist with Sahtu implementation activities pursuant to the Sahtu Implementation Plan.

Tłıchǫ Implementation (13) - Under the terms of a 10-year Bilateral Funding Agreement between Department of Aboriginal Affairs and Northern Development Canada and the Government of the Northwest Territories, Canada will provide a grant payment to the Government of the Northwest Territories to assist with Tłıchǫ implementation activities pursuant to the Tłıchǫ Implementation Plan.

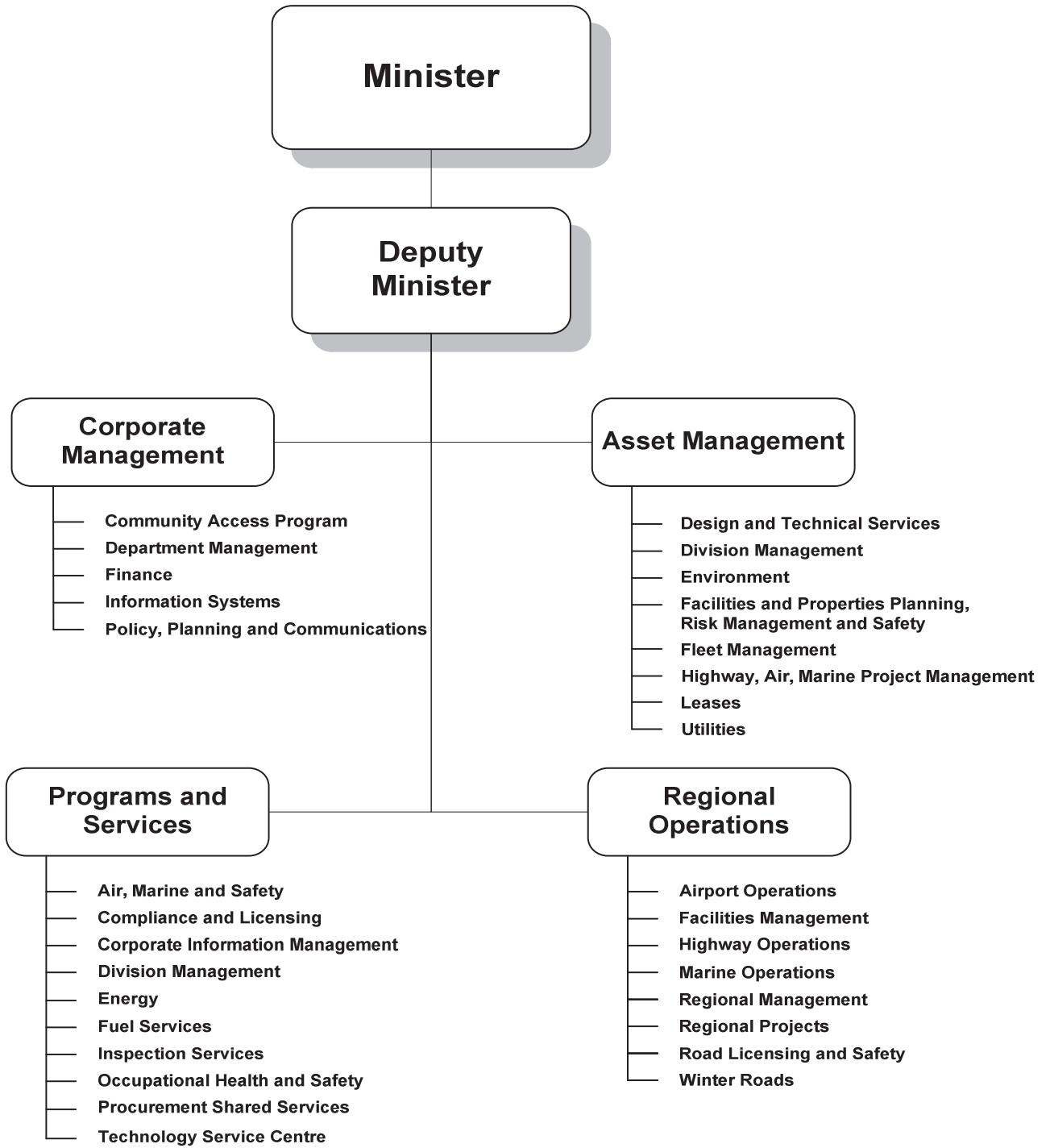
This page intentionally left blank

Infrastructure

**Infrastructure
Organizational Chart**



**Infrastructure
Accounting Structure Chart**

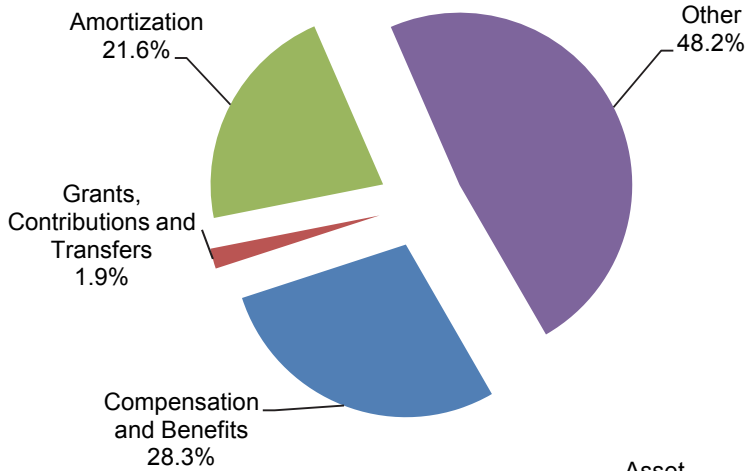


Infrastructure

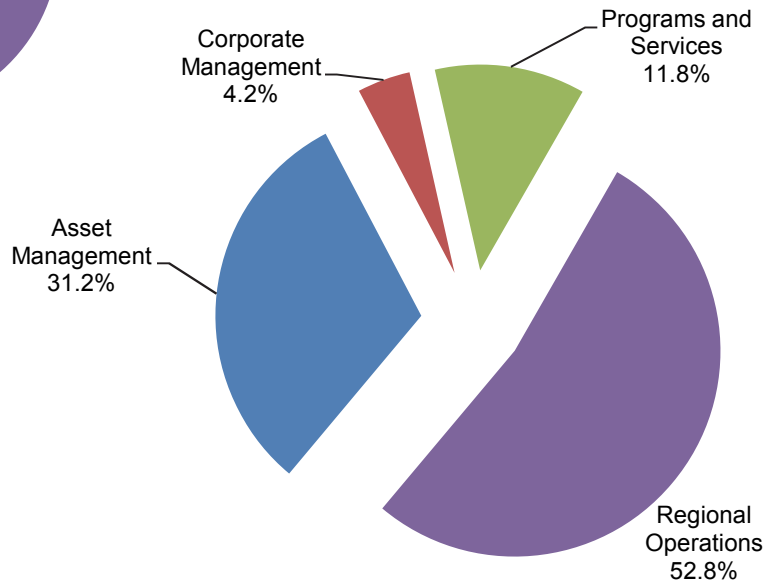
Graphs

Operations Expenditures

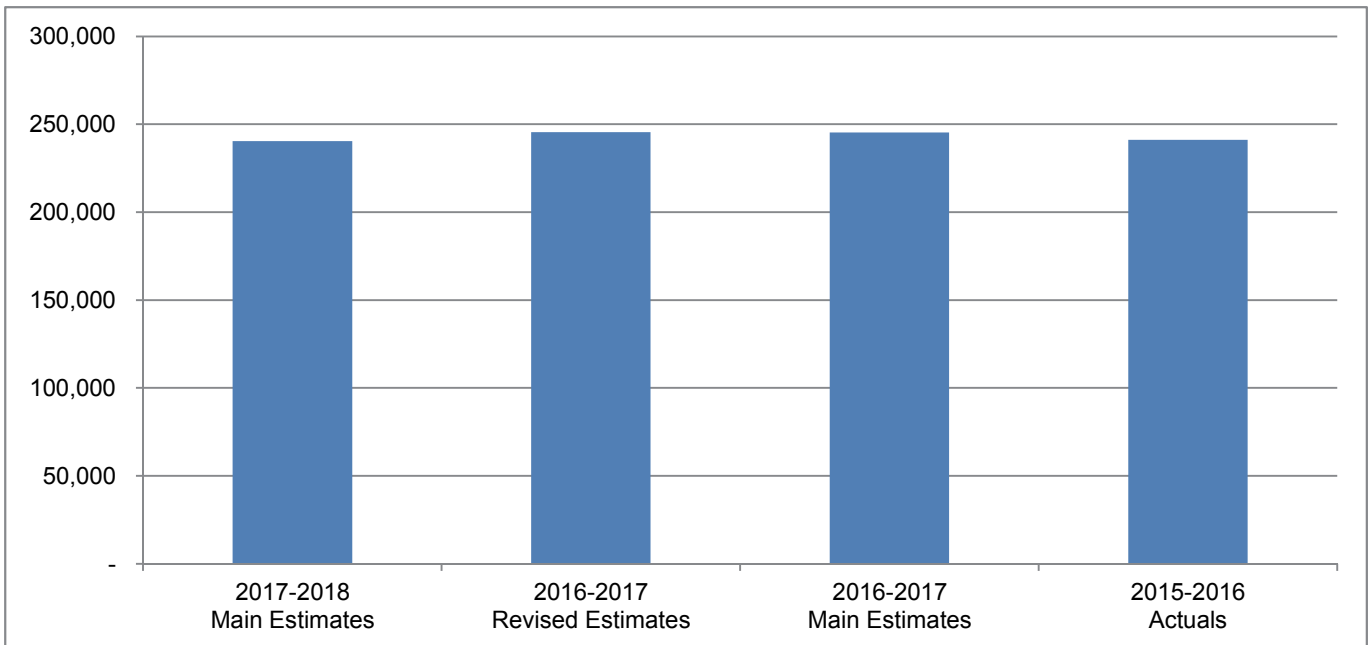
By Expenditure Category



By Activity



**Operations Expenditures Comparison
(thousands of dollars)**



Infrastructure

The mandate of the Department of Infrastructure (INF) is to provide services to the public and Government of the Northwest Territories (GNWT) departments, boards and agencies including the planning, design, construction, acquisition, operation and maintenance of public transportation infrastructure, including community airports, ferries and the highway system, and buildings, works and equipment required for the government to deliver its programs and services. INF promotes the development and increased use of energy efficient technologies, and regulates and licenses individuals and vehicles operating in the territory.

	(thousands of dollars)			
	2017-2018 Main Estimates	2016-2017 Revised Estimates	2016-2017 Main Estimates	2015-2016 Actuals
Activity				
Asset Management	74,981	78,029	77,721	76,215
Corporate Management	10,023	10,023	10,023	10,207
Programs and Services	28,420	31,057	31,057	32,574
Regional Operations	126,995	126,469	126,469	122,109
	240,419	245,578	245,270	241,105
Expenditure Category				
Compensation and Benefits	68,113	68,571	68,571	68,702
Grants, Contributions and Transfers	4,542	5,312	5,312	5,532
Amortization	51,859	49,561	49,561	48,013
Chargebacks	2,609	2,513	2,513	2,712
Computer Hardware and Software	601	601	601	740
Contract Services	66,276	70,274	69,966	67,674
Controllable Assets	367	492	492	1,071
Fees and Payments	632	632	632	625
Interest	-	-	-	2
Loss on Sale of Assets	-	-	-	501
Materials and Supplies	7,959	8,229	8,229	9,693
Purchased Services	2,071	2,071	2,071	2,001
Travel	2,184	2,184	2,184	2,082
Utilities	33,206	35,138	35,138	31,741
Valuation Allowances	-	-	-	16
	240,419	245,578	245,270	241,105
Total Revenues	100,350	95,764	84,002	102,494
Total Active Positions	580		609	
Infrastructure Investment	93,711	163,443	88,868	127,719

Infrastructure
Revenue Summary

(Information Item)

(thousands of dollars)

	2017-2018 Main Estimates	2016-2017 Revised Estimates	2016-2017 Main Estimates	2015-2016 Actuals
Transfer Payments				
<i>Federal Cost-Shared</i>				
Airport Capital Assistance Program				
Norman Wells Airfield Lighting Rehabilitation	-	-	-	1,187
Snow Blower Hay River Airport	-	-	-	370
Tuktoyaktuk Airfield Lighting	-	823	823	-
Yellowknife Airport Fire Fighting Truck	-	804	-	-
Infrastructure Canada				
Inuvialuit Implementation - Inuvik to Tuktoyaktuk Highway	-	-	-	100
Inuvik to Tuktoyaktuk Highway	26,600	14,250	14,250	79,876
New Building Canada Plan - Provincial/Territorial Infrastructure Component (PTIC)	42,300	59,257	45,607	-
Transport Canada				
Northern Transportation Adaption Initiative	253	308	-	-
<i>Federal Programs</i>				
Monitoring Study Highway 3 (Transport Canada)	-	-	-	58
	69,153	75,442	60,680	81,591
General				
<i>Lease</i>				
Airports - Lease/Rental Revenue	3,229	3,229	3,229	3,497
Highways & Ferries - Lease/Rental Revenue	-	-	-	122
Rental to Others	170	235	235	187
<i>Program</i>				
Canadian Air Transport Security Authority Agreement - Yellowknife Airport Hold Baggage System	127	127	127	70
Nav Canada Occupancy Agreement	703	703	703	729
Parks Canada - Wood Buffalo National Park	135	135	135	238
<i>Regulatory Revenue</i>				
Airports - Landing & Other Fees	13,100	3,100	6,100	3,600
Road Licensing & Safety				
Exams & Certifications	231	231	231	198
License and Other Fees	987	987	987	993
Permits and Registrations	6,535	5,635	5,635	5,095
Toll Permits	3,963	3,963	3,963	3,868
Electrical Permits	700	600	600	757
Boiler Registration	410	410	410	419
Gas Permits	65	65	65	97
Elevator Permits	77	77	77	72
<i>Grants-in-kind</i>	140	150	150	2
<i>Service and Miscellaneous</i>				
Airports - Concessions	145	145	145	232
Water/Sewer Maintenance Services	200	250	250	317
Sale of Heat Supply	100	100	100	118
Sale of Surplus Assets	100	100	100	64
Corporate Services - Administration Fees	80	80	80	228
	31,197	20,322	23,322	20,903
	100,350	95,764	84,002	102,494

Infrastructure

Active Position Summary

(Information Item)

	2017-2018				2016-2017			
	Full Time	Part Time	Seasonal	Total	Full Time	Part Time	Seasonal	Total
Activity								
Asset Management	70	-	-	70	74	-	-	74
Corporate Management	34	-	-	34	44	-	-	44
Programs and Services	166	-	2	168	175	-	2	177
Regional Operations	293	-	15	308	299	-	15	314
	563	-	17	580	592	-	17	609
Regional Allocation								
Headquarters	214	-	-	214	238	-	-	238
North Slave	86	-	1	87	88	-	1	89
Tłıchǫ	9	-	-	9	9	-	-	9
South Slave	109	-	-	109	112	-	-	112
Dehcho	59	-	16	75	59	-	16	75
Sahtu	23	-	-	23	21	-	-	21
Beaufort Delta	63	-	-	63	65	-	-	65
	563	-	17	580	592	-	17	609
Community Allocation								
Headquarters	214	-	-	214	238	-	-	238
Regional Offices	300	-	13	313	305	-	13	318
Other	49	-	4	53	49	-	4	53
	563	-	17	580	592	-	17	609

Full Time and Part Time positions may be indeterminate positions with no end date of employment or for a fixed term. Regional Offices include positions located in Yellowknife Regional Offices (North Slave), Fort Smith, Hay River, Fort Simpson, Norman Wells and Inuvik.

Infrastructure

Asset Management

Activity Description

The Asset Management activity includes the planning and design of buildings and works, highways and airports throughout the Northwest Territories on behalf of the GNWT. Regional offices manage the delivery of operations, maintenance, and project management services, ensuring that client needs are met and facility life cycle costs are minimized. Asset Management functions support the regions by providing planning and technical expertise for program and design standards, evaluations and commissioning, granular materials and environmental site remediation planning and coordination, project management support, and technical support.

Infrastructure
Asset Management
Operations Expenditure Summary

(thousands of dollars)

	2017-2018	2016-2017	2016-2017	2015-2016
	Main	Revised	Main	Actuals
	Estimates	Estimates	Estimates	Actuals
Program Detail				
Design and Technical Services	2,894	2,894	2,894	3,261
Division Management	631	631	631	763
Environment	1,076	1,076	1,076	638
Facilities and Properties Planning, Risk Management and Safety	10,364	10,774	10,774	9,641
Fleet Management	240	209	209	228
Highway, Air, Marine Project Management	3,304	3,629	3,321	5,456
Leases	26,028	26,440	26,440	27,232
Utilities	30,444	32,376	32,376	28,996
	74,981	78,029	77,721	76,215
Expenditure Category				
Compensation and Benefits	9,283	9,611	9,611	11,904
Grants, Contributions and Transfers	340	350	350	370
Amortization	3,521	3,521	3,521	2,722
Chargebacks	5	5	5	-
Computer Hardware and Software	137	137	137	217
Contract Services	29,988	30,766	30,458	30,730
Controllable Assets	11	11	11	177
Fees and Payments	121	121	121	50
Materials and Supplies	263	263	263	450
Purchased Services	379	379	379	94
Travel	472	473	473	441
Utilities	30,461	32,392	32,392	29,060
	74,981	78,029	77,721	76,215

Infrastructure

Asset Management

Grants, Contributions and Transfers

(thousands of dollars)

	2017-2018 Main Estimates	2016-2017 Revised Estimates	2016-2017 Main Estimates	2015-2016 Actuals
Grants				
<i>Grants-in-Kind</i>				
Band Council Subsidized Leases	140	150	150	150
Deh Cho Bridge Opportunities Grant	200	200	200	200
	340	350	350	350
Contributions				
Aviation Career Development Program	-	-	-	20
	340	350	350	370

Description of Contributions

Deh Cho Bridge Opportunities Grant - A grant for the purpose of creating community benefits and economic opportunities related to the Deh Cho Bridge

Aviation Career Development Program - Agreement between the Governments of the Northwest Territories and Nunavut to provide scholarships to students seeking education in the field of aviation.

Band Council Subsidized Leases Grant-in-kind (140) - To record the Grant-in-Kind associated with subsidized office space lease benefits currently provided to various band councils.

- Tulita Band
- Tetlit Gwich'in Band
- Deh Gah Got'ie Dene Council
- Déline Dene Band
- Deninu K'ue First Nation

Infrastructure
Asset Management

Active Positions
(Information Item)

	2017-2018				2016-2017			
	Full Time	Part Time	Seasonal	Total	Full Time	Part Time	Seasonal	Total
Regional Allocation								
Headquarters	60	-	-	60	65	-	-	65
North Slave	1	-	-	1	1	-	-	1
Tłıchǫ	-	-	-	-	-	-	-	-
South Slave	7	-	-	7	6	-	-	6
Dehcho	-	-	-	-	-	-	-	-
Sahtu	-	-	-	-	-	-	-	-
Beaufort Delta	2	-	-	2	2	-	-	2
	70	-	-	70	74	-	-	74
Community Allocation								
Headquarters	60	-	-	60	65	-	-	65
Regional Offices	10	-	-	10	9	-	-	9
Other	-	-	-	-	-	-	-	-
	70	-	-	70	74	-	-	74

Full Time and Part Time positions may be indeterminate positions with no end date of employment or for a fixed term. Regional Offices include positions located in Yellowknife Regional Offices (North Slave), Fort Smith, Hay River, Fort Simpson, Norman Wells and Inuvik.

Infrastructure

Corporate Management

Activity Description

The Corporate Management activity provides leadership, planning, and the overall management of the Department. It also provides financial advice and management services, and strategic advice and support to the Department and Minister to support achievement of departmental objectives and the priorities of the 18th Legislative Assembly.

Infrastructure
Corporate Management
Operations Expenditure Summary

(thousands of dollars)

	2017-2018	2016-2017	2016-2017	2015-2016
	Main	Revised	Main	Actuals
	Estimates	Estimates	Estimates	Actuals
Program Detail				
Community Access Program	1,008	1,008	1,008	847
Department Management	1,500	1,500	1,500	1,183
Finance	4,298	4,298	4,298	4,896
Information Systems	1,180	1,180	1,180	938
Policy, Planning and Communications	2,037	2,037	2,037	2,343
	10,023	10,023	10,023	10,207
Expenditure Category				
Compensation and Benefits	7,638	7,638	7,638	8,067
Grants, Contributions and Transfers	992	992	992	847
Amortization	8	8	8	18
Chargebacks	43	43	43	30
Computer Hardware and Software	39	39	39	42
Contract Services	797	797	797	590
Controllable Assets	5	5	5	40
Fees and Payments	54	54	54	77
Materials and Supplies	129	129	129	144
Purchased Services	161	161	161	206
Travel	157	157	157	140
Valuation Allowances	-	-	-	6
	10,023	10,023	10,023	10,207

Infrastructure

Corporate Management

Grants, Contributions and Transfers

(thousands of dollars)

	2017-2018 Main Estimates	2016-2017 Revised Estimates	2016-2017 Main Estimates	2015-2016 Actuals
Contributions				
Local Community Roads	980	980	980	847
Students Against Drinking and Driving	12	12	12	-
Total Contributions	992	992	992	847

Description of Contributions

Local Community Roads (980) - The Community Access Program provides financial contributions and technical assistance to rural and remote communities for the construction and maintenance of community access roads.

Students Against Drinking and Driving (12) - Program to support the awareness of high school students in the Northwest Territories to make safe choices when travelling as a vehicular driver or passenger on roads and trails.

Infrastructure

Corporate Management

Active Positions (Information Item)

	2017-2018				2016-2017			
	Full Time	Part Time	Seasonal	Total	Full Time	Part Time	Seasonal	Total
Regional Allocation								
Headquarters	34	-	-	34	44	-	-	44
North Slave	-	-	-	-	-	-	-	-
Tłı̨chǫ	-	-	-	-	-	-	-	-
South Slave	-	-	-	-	-	-	-	-
Dehcho	-	-	-	-	-	-	-	-
Sahtu	-	-	-	-	-	-	-	-
Beaufort Delta	-	-	-	-	-	-	-	-
	34	-	-	34	44	-	-	44
Community Allocation								
Headquarters	34	-	-	34	44	-	-	44
Regional Offices	-	-	-	-	-	-	-	-
Other	-	-	-	-	-	-	-	-
	34	-	-	34	44	-	-	44

Full Time and Part Time positions may be indeterminate positions with no end date of employment or for a fixed term. Regional Offices include positions located in Yellowknife Regional Offices (North Slave), Fort Smith, Hay River, Fort Simpson, Norman Wells and Inuvik.

Infrastructure

Programs and Services

Activity Description

This activity includes programs and services that are focused on external clients including other departments, communities and the public. These services include such important programs initiatives as Energy Policy, Programming and Projects, Procurement Shared Services including public tender desks and client services, Technology Service Centres including Network, Desktop and management support for regional data-centres, Fuel Management Services, Air and Marine safety, and Compliance Management and Licensing as well Occupational Health and Safety leadership for the Department.

Infrastructure
Programs and Services
Operations Expenditure Summary

(thousands of dollars)

	2017-2018	2016-2017	2016-2017	2015-2016
	Main	Revised	Main	Actuals
	Estimates	Estimates	Estimates	
Program Detail				
Air, Marine and Safety	4,823	6,354	6,354	7,759
Compliance and Licensing	3,501	3,861	3,861	5,668
Corporate Information Management	4,995	4,981	4,981	4,590
Division Management	237	237	237	284
Energy	6,081	6,841	6,841	6,005
Fuel Services	1,982	1,982	1,982	1,913
Inspection Services	1,683	1,683	1,683	1,679
Occupational Health and Safety	146	146	146	97
Procurement Shared Services	3,260	3,260	3,260	3,248
Technology Service Centre	1,712	1,712	1,712	1,331
	28,420	31,057	31,057	32,574
Expenditure Category				
Compensation and Benefits	13,539	13,621	13,621	12,715
Grants, Contributions and Transfers	3,210	3,970	3,970	4,315
Amortization	3,694	3,694	3,694	3,182
Chargebacks	2,526	2,430	2,430	2,670
Computer Hardware and Software	398	398	398	445
Contract Services	2,964	4,855	4,855	7,199
Controllable Assets	209	209	209	80
Fees and Payments	309	309	309	270
Materials and Supplies	540	540	540	730
Purchased Services	253	253	253	309
Travel	714	713	713	609
Utilities	64	65	65	50
	28,420	31,057	31,057	32,574

Infrastructure

Programs and Services

Grants, Contributions and Transfers

(thousands of dollars)

	2017-2018 Main Estimates	2016-2017 Revised Estimates	2016-2017 Main Estimates	2015-2016 Actuals
Contributions				
Energy Programs and Policy Development				
Alternate Energy Program	150	150	150	310
Arctic Energy Alliance	1,600	1,600	1,600	1,413
Biomass Energy	200	200	200	175
Business Support Program/CECEP	200	200	200	200
Community LED Swap-Out Program	-	300	300	-
Community Government Retrofits	200	200	200	200
Community Government Solar	-	80	80	-
Community Renewable Energy Program	100	100	100	100
Condo Corporation Biomass	-	50	50	-
Electricity System Analysis	30	30	30	-
Electricity from Residual Heat Study	-	-	-	100
Electric Vehicle	-	-	-	15
Energy Efficiency Incentive Program	100	100	100	300
Energy Guide for Houses	190	200	200	150
Energy Information & Awareness	-	25	25	-
Energy Rating Service Follow up Rebate	-	65	65	-
HVAC Re-commissioning Communities	-	50	50	-
HVAC Re-commissioning Commercial	-	50	50	-
Wood Stove Purchase	-	130	130	-
Energy Research & Analysis				
NWT Generator Efficiency Projects	300	300	300	-
Quyta Lake Gauge - Water Survey of Canada	10	10	10	-
Snare Snow Pack Study	-	30	30	-
Tree Ring Hydrology Study	30	50	50	-
Wind Monitoring - Aurora Research Institute	100	50	50	193
LED Streetlight Replacement	-	-	-	400
NWT Electricity System	-	-	-	124
Solar Energy	-	-	-	458
Water Monitoring	-	-	-	2
Yellowknife Liquefied Natural Gas Plant Feasibility	-	-	-	175
Total Contributions	3,210	3,970	3,970	4,315

Infrastructure

Programs and Services

Descriptions of Contributions

Energy Programs and Policy Development - Funding to support the AEA and develop policy to support broad GNWT energy objectives.

Alternative Energy Program (150) - Funds are provided to assist communities, businesses and residents to install renewable energy systems.

Arctic Energy Alliance (1,600) - Contribution to deliver energy management programs on behalf of the Government of the NWT.

Biomass Energy (200) - This program will support new initiative to assist increased use of modern wood burning technologies to heat homes and buildings in communities.

Business Support Program/CECEP (200) - This program is designed to help businesses in the NWT implement renewable energy and energy efficiency projects.

Community LED Swap-Out Program - One-time funding to trade low efficiency light bulbs with light emitting diode bulbs in NWT communities.

Community Government Retrofits (200) - Contribution to Arctic Energy Alliance to administer a programs to perform energy audits and retrofits to community government buildings.

Community Government Solar - One-time funding for solar panels on community government buildings.

Community Renewable Energy Program (100) - Contribution to Arctic Energy Alliance to administer a program to provide application based grants to NWT communities for renewable energy projects.

Condo Corporation Biomass - One-time funding to condominium corporations to install biomass.

Electricity System Analysis (30) - For electricity rates advisory and analysis services.

Electricity from Residual Heat Study - This study will examine the feasibility of installing an organic rankine cycle (ORC) in one of the thermal communities to use residual heat from a power plant to generate electricity.

Electric Vehicle (AEA) - Funding for Arctic Energy Alliance to undertake an electric vehicle demonstration project.

Energy Efficiency Incentive Program (EEIP) (100) - The Energy conservation program provides financial assistance to support projects that reduce our usage of electrical and heat energy, and water.

Energy Guide for Houses (190) - The program provides funding to Arctic Energy Alliance to assist homeowners and businesses to complete energy efficiency audits.

Energy Information & Awareness - One-time funding for energy information and communication.

Infrastructure

Programs and Services

Energy Rating Service Follow up Rebate - One-time funding to follow-up on energy rating service recipients.

HVAC Re-Commissioning Commercial - One-time funding to maintain and repair commercial heating, ventilation and air conditioning systems.

HVAC Re-Commissioning Communities - One-time funding to maintain and repair community government heating, ventilation and air conditioning systems.

Wood Stove Purchase - Install efficient wood stoves for community residents.

Energy Research and Analysis - Renewable energy monitoring, data collection and testing.

NWT Generator Efficiency (300) - PWS is working with NTPC to integrate residual heat, variable speed generators and other energy efficiency technologies that can reduce fossil fuel consumption in power plants.

Quyta Lake Gauge Water Survey of Canada (10) - Service fees to install and maintain a flow meter at the outlet of Quyta Lake on the Yellowknife River.

Snare Snowpack Study - University researchers are reviewing and modifying the methods for sampling snow pack water equivalence data in the north slave region.

Tree Ring Hydrology Study (30) - Field work to collect core samples of jackpine trees in the north slave will provide a long term data set to compare against water level information over the last 30 years and potentially build in up to 200 years of historical data on water levels in the snare system.

Wind Monitoring - Aurora Research Institute (100) - ARI coordinates the installation of monitoring and data gathering equipment for testing the wind potential of specific sites of interest to the GNWT.

LED Streetlight Replacement - Funding provided to the NWT Power Corporation to replace street lights in thermal communities with energy efficient light emitting diodes.

NWT Electricity System - Funding used for follow-up work associated with the Electricity Review and to support the development of NWT Energy Plan.

Solar Energy - This program will promote the use of solar energy technologies in the NWT.

Water Monitoring - Funding to continue to operate a hydrometric station at Kakisa River.

Yellowknife Liquefied Natural Gas Plant Feasibility - Funding to hire a consultant to undertake a study to assess the resiliency of the North Slave electricity system.

Infrastructure

Programs and Services

Active Positions (Information Item)

	2017-2018				2016-2017			
	Full Time	Part Time	Seasonal	Total	Full Time	Part Time	Seasonal	Total
Regional Allocation								
Headquarters	120	-	-	120	129	-	-	129
North Slave	7	-	-	7	7	-	-	7
Tłıchǫ	-	-	-	-	-	-	-	-
South Slave	13	-	-	13	14	-	-	14
Dehcho	14	-	2	16	13	-	2	15
Sahtu	1	-	-	1	1	-	-	1
Beaufort Delta	11	-	-	11	11	-	-	11
	166	-	2	168	175	-	2	177
Community Allocation								
Headquarters	120	-	-	120	129	-	-	129
Regional Offices	42	-	-	42	42	-	-	42
Other	4	-	2	6	4	-	2	6
	166	-	2	168	175	-	2	177

Full Time and Part Time positions may be indeterminate positions with no end date of employment or for a fixed term. Regional Offices include positions located in Yellowknife Regional Offices (North Slave), Fort Smith, Hay River, Fort Simpson, Norman Wells and Inuvik.

Infrastructure

Regional Operations

Activity Description

Five regional offices in Yellowknife, Norman Wells, Fort Simpson, Hay River and Inuvik, each operate and maintain facilities, properties, highways, winter roads, airports and ferries across the NWT as well as delivering routine capital projects and providing motor vehicle issuing. Areas of responsibility include:

Facility Maintenance and Project Delivery

Property Management Services – Lease administration and office space planning

Warehousing, Records Management, and Surplus Disposals

Highway and Winter Road Operations

Regional Procurement tender desks and services

Regional Technology Service Centre support services

Airport Operations

Ferry Operations

Motor Vehicle Issuing Services

Infrastructure
Regional Operations
Operations Expenditure Summary

(thousands of dollars)

	2017-2018 Main Estimates	2016-2017 Revised Estimates	2016-2017 Main Estimates	2015-2016 Actuals
Program Detail				
Airport Operations	20,313	20,327	20,327	19,994
Facilities Management	20,845	21,451	21,451	20,514
Highway Operations	63,006	60,660	60,660	57,860
Marine Operations	6,087	7,887	7,887	8,382
Regional Management	5,259	5,259	5,259	5,271
Regional Projects	2,649	2,791	2,791	2,641
Road Licensing and Safety	1,560	1,560	1,560	1,647
Winter Roads	7,276	6,534	6,534	5,800
	126,995	126,469	126,469	122,109
Expenditure Category				
Compensation and Benefits	37,653	37,701	37,701	36,016
Amortization	44,636	42,338	42,338	42,091
Chargebacks	35	35	35	12
Computer Hardware and Software	27	27	27	36
Contract Services	32,527	33,856	33,856	29,155
Controllable Assets	142	267	267	774
Fees and Payments	148	148	148	228
Interest	-	-	-	2
Loss on Sale of Assets	-	-	-	501
Materials and Supplies	7,027	7,297	7,297	8,369
Purchased Services	1,278	1,278	1,278	1,392
Travel	841	841	841	892
Utilities	2,681	2,681	2,681	2,631
Valuation Allowances	-	-	-	10
	126,995	126,469	126,469	122,109

Infrastructure

Regional Operations

Active Positions

(Information Item)

	2017-2018				2016-2017			
	Full Time	Part Time	Seasonal	Total	Full Time	Part Time	Seasonal	Total
Regional Allocation								
Headquarters	-	-	-	-	-	-	-	-
North Slave	78	-	1	79	80	-	1	81
Tłı̨chǫ	9	-	-	9	9	-	-	9
South Slave	89	-	-	89	92	-	-	92
Dehcho	45	-	14	59	46	-	14	60
Sahtu	22	-	-	22	20	-	-	20
Beaufort Delta	50	-	-	50	52	-	-	52
	293	-	15	308	299	-	15	314
Community Allocation								
Headquarters	-	-	-	-	-	-	-	-
Regional Offices	248	-	13	261	254	-	13	267
Other	45	-	2	47	45	-	2	47
	293	-	15	308	299	-	15	314

Full Time and Part Time positions may be indeterminate positions with no end date of employment or for a fixed term. Regional Offices include positions located in Yellowknife Regional Offices (North Slave), Fort Smith, Hay River, Fort Simpson, Norman Wells and Inuvik.

Infrastructure
Technology Service Centre

Chargeback
(Information Item)

The Technology Service Centre (TSC) is responsible for providing information technology support and services to meet the business objectives of the GNWT, including delivering programs to NWT residents and maximizing the effectiveness of GNWT employees.

Primary TSC services provided include computer workstation upgrades and support, electronic mail, file management, Internet access, and application hosting. The foundation for these services is the Wide Area Network managed by the TSC. Education boards, Aurora College and some Health Authorities receive a subset of these services.

The TSC recovers its costs from GNWT departments through chargeback agreements using rates approved annually by the Financial Management Board. The rates reflect the infrastructure, human resources, licensing and maintenance costs to provide these services.

	(thousands of dollars)			
	2017-2018 Main Estimates	2016-2017 Revised Estimates	2016-2017 Main Estimates	2015-2016 Actuals
OPERATING RESULTS				
Recoveries				
Legislative Assembly	391	365	261	334
Aboriginal Affairs & Intergovernmental Relations	221	212	186	201
Education, Culture & Employment	4,503	4,481	4,736	3,953
Environment & Natural Resources	2,315	2,311	1,896	2,126
Executive	501	462	407	384
Finance	1,614	1,698	1,201	1,453
Health & Social Services	1,817	1,811	1,921	1,588
Human Resources	727	730	722	648
Industry, Tourism and Investment	1,097	1,156	896	1,074
Infrastructure	3,130	3,079	3,032	2,625
Justice	2,041	1,961	1,894	1,734
Lands	1,384	1,399	1,124	1,137
Municipal & Community Affairs	723	748	526	690
NWT Housing Corporation	294	298	236	256
Other Public Agencies	5,144	4,056	3,697	3,265
Total Recoveries	25,900	24,768	22,735	21,469
Salaries	9,600	8,963	8,200	7,793
Other Operations	16,300	15,805	14,535	13,676
	25,900	24,768	22,735	21,469
	-	-	-	-

Note: Any deficit is funded through the Department of Infrastructure appropriations, and any surplus earnings are returned to the department, board or agency.

Infrastructure

Technology Service Centre

Active Positions (Information Item)

	2017-2018				2016-2017			
	Full Time	Part Time	Seasonal	Total	Full Time	Part Time	Seasonal	Total
Regional Allocation								
Headquarters	55	-	-	55	55	-	-	55
North Slave	-	-	-	-	-	-	-	-
Tłı̄chǫ	-	-	-	-	-	-	-	-
South Slave	4	-	-	4	4	-	-	4
Dehcho	1	-	-	1	1	-	-	1
Sahtu	1	-	-	1	1	-	-	1
Beaufort Delta	2	-	-	2	2	-	-	2
	63	-	-	63	63	-	-	63
Community Allocation								
Headquarters	55	-	-	55	55	-	-	55
Regional Offices	8	-	-	8	8	-	-	8
Other	-	-	-	-	-	-	-	-
	63	-	-	63	63	-	-	63

Full Time and Part Time positions may be indeterminate positions with no end date of employment or for a fixed term. Regional Offices include positions located in Yellowknife Regional Offices (North Slave), Fort Smith, Hay River, Fort Simpson, Norman Wells and Inuvik.

Infrastructure

Public Stores Revolving Fund

(Information Item)

The territorial wide Public Stores Revolving Fund was established to provide working capital to finance central warehousing of standard supply inventories such as accountable forms, vital statistics, court documents, etc. The Public Stores Revolving Fund is utilized by all GNWT departments as well as boards and agencies. The authorized limit of the fund is \$1,175,000. Currently, only Yellowknife has a public stores inventory, which services all the regions.

(thousands of dollars)

	2017-2018 Main Estimates	2016-2017 Revised Estimates	2016-2017 Main Estimates	2015-2016 Actuals
Authorized Limit	1,175	1,175	1,175	1,175
OPERATING RESULTS				
Opening Balance	160	136	136	150
Net Purchase	200	200	150	85
Net Issues	(180)	(176)	(146)	(99)
Closing Balance	180	160	140	136

Infrastructure

Petroleum Products Revolving Fund

(Information Item)

The Petroleum Products Revolving Fund, managed under the Fuel Services Division, was established January 19, 1973. The fund provides working capital to finance inventory, accounts receivable and operating expenses, such as salaries, commissions, taxes and quality control, required for the distribution of petroleum products. The authorized limit of the Petroleum Products Revolving Fund is \$55,000,000. Operating expenses are recovered through the price structure to achieve a break-even operation.

(thousands of dollars)

	2017-2018 Main Estimates	2016-2017 Revised Estimates	2016-2017 Main Estimates	2015-2016 Actuals
Authorized Limit	55,000	55,000	55,000	55,000
OPERATING RESULTS				
Revenues				
Sales Income After Taxes	37,000	36,866	52,000	53,194
Expenditures				
Salaries	2,100	2,072	1,990	2,067
Other Operations and Maintenance	2,400	2,351	2,150	3,206
Commissions	2,600	2,573	2,550	2,558
Cost of Goods Sold	30,000	29,755	45,216	45,545
	37,100	36,751	51,906	53,376
Surplus (Deficit)	(100)	115	94	(182)
Petroleum Products Stabilization Fund				
Opening Balance	724	609	706	791
Surplus (Deficit)	(100)	115	94	(182)
Closing Balance	624	724	800	609

Infrastructure

Petroleum Products Revolving Fund

Active Positions (Information Item)

	2017-2018				2016-2017			
	Full Time	Part Time	Seasonal	Total	Full Time	Part Time	Seasonal	Total
Regional Allocation								
Headquarters	3	-	-	3	4	-	-	4
North Slave	1	-	-	1	1	-	-	1
Tłı̨chǫ	-	-	-	-	-	-	-	-
South Slave	-	-	-	-	-	-	-	-
Dehcho	7	-	-	7	7	-	-	7
Sahtu	-	-	-	-	-	-	-	-
Beaufort Delta	3	-	-	3	3	-	-	3
	14	-	-	14	15	-	-	15
Community Allocation								
Headquarters	3	-	-	3	4	-	-	4
Regional Offices	11	-	-	11	11	-	-	11
Other	-	-	-	-	-	-	-	-
	14	-	-	14	15	-	-	15

Note: Figures in this schedule are included in the active positions figures within the Programs and Services activity.

Full Time and Part Time positions may be indeterminate positions with no end date of employment or for a fixed term. Regional Offices include positions located in Yellowknife Regional Offices (North Slave), Fort Smith, Hay River, Fort Simpson, Norman Wells and Inuvik.

Infrastructure
Lease Commitments
(Information Item)

Type of Property	Community	(thousands of dollars)	
		2017-2018 Main Estimates	Future Lease Payments
Office Space	Aklavik	44	136
Office Space	Behchokò	867	2,720
Office Space	Colville Lake	18	-
Office Space	Déline	41	-
Office Space	Fort Good Hope	37	15
Office Space	Fort Liard	95	111
Office Space	Fort Providence	172	294
Office Space	Fort Resolution	176	237
Office Space	Fort Simpson	497	663
Office Space	Fort Smith	579	179
Office Space	Gameti	12	-
Office Space	Hay River	384	326
Office Space	Inuvik	1,214	2,121
Office Space	Jean Marie River	25	40
Office Space	Kakisa	17	27
Office Space	Łutselk'e	34	80
Office Space	Nahanni Butte	12	-
Office Space	Norman Wells	709	1,832
Office Space	Paulatuk	14	-
Office Space	Sachs Harbour	18	-
Office Space	Tsiigehtchic	31	2
Office Space	Tuktoyaktuk	126	887
Office Space	Tulita	82	30
Office Space	Ulukhaktok	12	-
Office Space	Wekweètì	13	-
Office Space	Whatì	14	-
Office Space	Yellowknife	11,170	50,079
		16,413	59,779

The above leases do not include capital leases. In the event a lease is deemed to be a capital lease the associated asset is included in tangible capital assets and amortized over the useful life of the asset; and the lease is recorded as a financial liability.

The Main Estimates and Future Lease Payment amounts represent the Base Rent cost, excluding any operations and maintenance component that is included in the total Lease costs in the agreement.

Infrastructure

Work Performed on Behalf of Others

(Information Item)

Items	(thousands of dollars)			
	2017-2018 Main Estimates	2016-2017 Revised Estimates	2016-2017 Main Estimates	2015-2016 Actuals
Airline Glycol Recovery	50	50	50	45
Beaufort-Delta Divisional Education Council - Leasing Services	140	140	140	146
Hay River Access Corridor	70	70	70	88
Healthy Family Centre - Yellowknife				
Health & Social Services Authority	-	50	50	-
Hold Baggage System - Yellowknife Airport	93	93	93	93
Sahtu Final Agreement Implementation	5	5	5	5
Tłıchǫ Implementation	13	13	13	19
Gwich'in Land Claim Implementation	5	5	5	5
National Safety Code	153	153	153	153
REACHE Funding	-	750	-	-
Remote Monitoring and Data Logging	15	45	-	35
Royal Canadian Mounted Police	8,000	8,000	8,000	7,903
Tłıchǫ Winter Roads	33	32	32	21
The Alberta Road Maintenance	477	477	477	381
Wood Buffalo National Park	1,450	1,400	1,400	1,307
	10,504	11,283	10,488	10,201

Descriptions of Work Performed on Behalf of Others

Airline Glycol Recovery (50) - An agreement with Air Canada, First Air, West Jet and Canadian Airlines who use Glycol (De-icing fluid) to ensure no ice build up on the aircrafts. The Department charges these airlines to dispose of the Glycol.

Beaufort-Delta Divisional Education Council - Leasing Services (140) - Through a Memorandum of Agreement with the Beaufort-Delta Education Board, the Department of Public Works and Services provides direct services by leasing office space. Costs incurred by the department on behalf of the education board are recovered through chargeback.

Hay River Access Corridor (70) - The Department has signed a Memorandum Of Understanding (MOU) with the Town of Hay River. This MOU approves the Department to incur expenditures on behalf of the town for the maintenance of 5.2 kilometers of road known as the Hay River Corridor. The Town will reimburse the Department for cost of this maintenance.

Healthy Family Centre - YHSSA - Project management services provided by Public Works & Services for kitchen renovations at the Healthy Family Centre.

Hold Baggage System - Yellowknife Airport (93) - An agreement with the airlines to have Yellowknife Airport's janitorial staff assist with baggage un-jamming.

Infrastructure

Work Performed on Behalf of Others

(Information Item)

Sahtu Final Agreement Implementation (5) - The Government of the Northwest Territories has signed a funding agreement with Indigenous and Northern Affairs Canada (INAC) for activities required to implement the Sahtu Final Agreement. Under the terms of this agreement, funding is provided to the Department of Public Works and Services to undertake activities for which it is responsible under the Final Agreement.

Tłı̄chǝ Implementation (13) - The Government of the Northwest Territories has signed a funding agreement with INAC for activities required to implement the Tłı̄chǝ Agreement which came into effect on August 4, 2005. Under the terms of this agreement, funding is provided to the Department of Public Works and Services to undertake activities for which it is responsible under the Final Agreement.

Gwich'in Land Claim Implementation (5) - A Flexible Transfer Agreement respecting the implementation of the Gwich'in Final Agreement between INAC and the Government of the Northwest Territories came into effect on April 1, 2002. Under the terms of this agreement, funding is provided to the Department of Public Works and Services to undertake activities for which it is responsible under the Implementation Plan.

National Safety Code (153) - On behalf of Transport Canada, this agreement provides funding for the monitoring and enforcement of standards under the National Safety Code (NSC) with respect to commercial motor carriers. The Standard Funding Agreement supports the delivery function of the NSC program in the NWT.

REACHE Funding - The Government of the Northwest Territories has signed a funding agreement with INAC for a number of Energy Projects including: 40 kilowatts (kW) of Solar in Aklavik, 25 kW combined heat and power pilot project in Fort Simpson, Solar for public housing in Inuvik, LED lighting for remote communities, wind diesel feasibility in Sachs Harbour and community engagement on an energy strategy.

Remote Monitoring and Data Logging (15) - Public Works and Services has received funding from NRCan through a letter of agreement for the acquisition and installation of a remote monitoring and data logging package for the Colville Lake Solar-Diesel-Battery system.

Royal Canadian Mounted Police (8,000) - Through a Memorandum of Agreement (MOA) with the RCMP, the Department of Public Works and Services will provide maintenance and utility management services along with minor project management services for commercial and residential properties in the Northwest Territories. This MOA will be in effect until mutually renewed, amended or terminated.

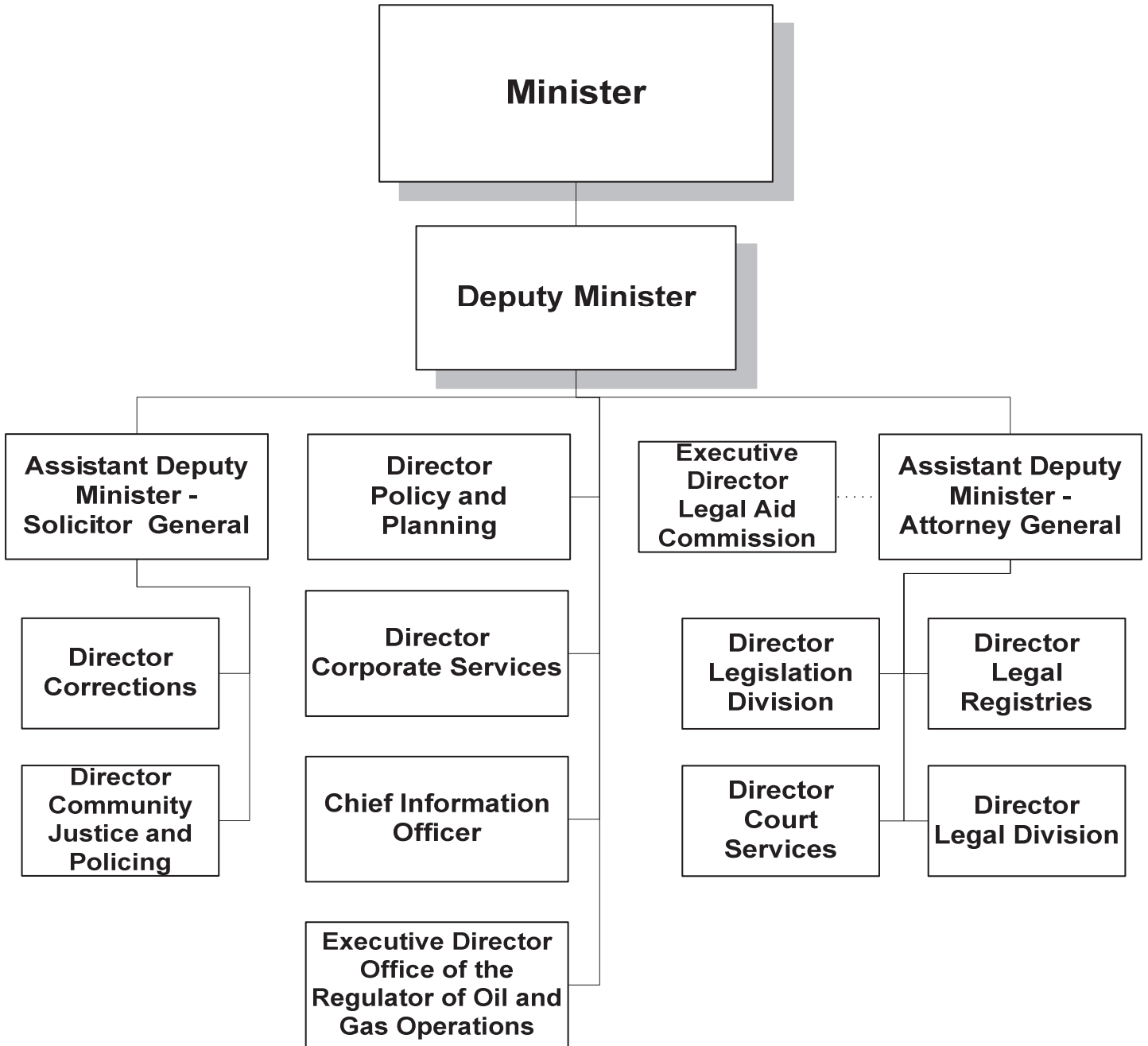
Tłı̄chǝ Winter Roads (33) - Indigenous and Northern Affairs Canada funding to assist with Tłı̄chǝ implementation activities pursuant to the Tłı̄chǝ Implementation Plan.

The Alberta Road Maintenance (477) - The Alberta Road Maintenance program is for the maintenance of 50.9 kilometers of highway in northern Alberta. This road is a continuation of NWT Highway #5 in the Fort Smith area connecting to the community of Fort Fitzgerald and the Wood Buffalo National Park Highway system. The Department has a Memorandum of Understanding with the Regional Municipality of Wood Buffalo, (Fort McMurray), to maintain the Fort Fitzgerald road and the Regional Municipality of Wood Buffalo pays for the work.

Wood Buffalo National Park (1,450) - An Agreement with Parks Canada for the maintenance of approximately 117 km of Highway #5 within the Wood Buffalo National Park.

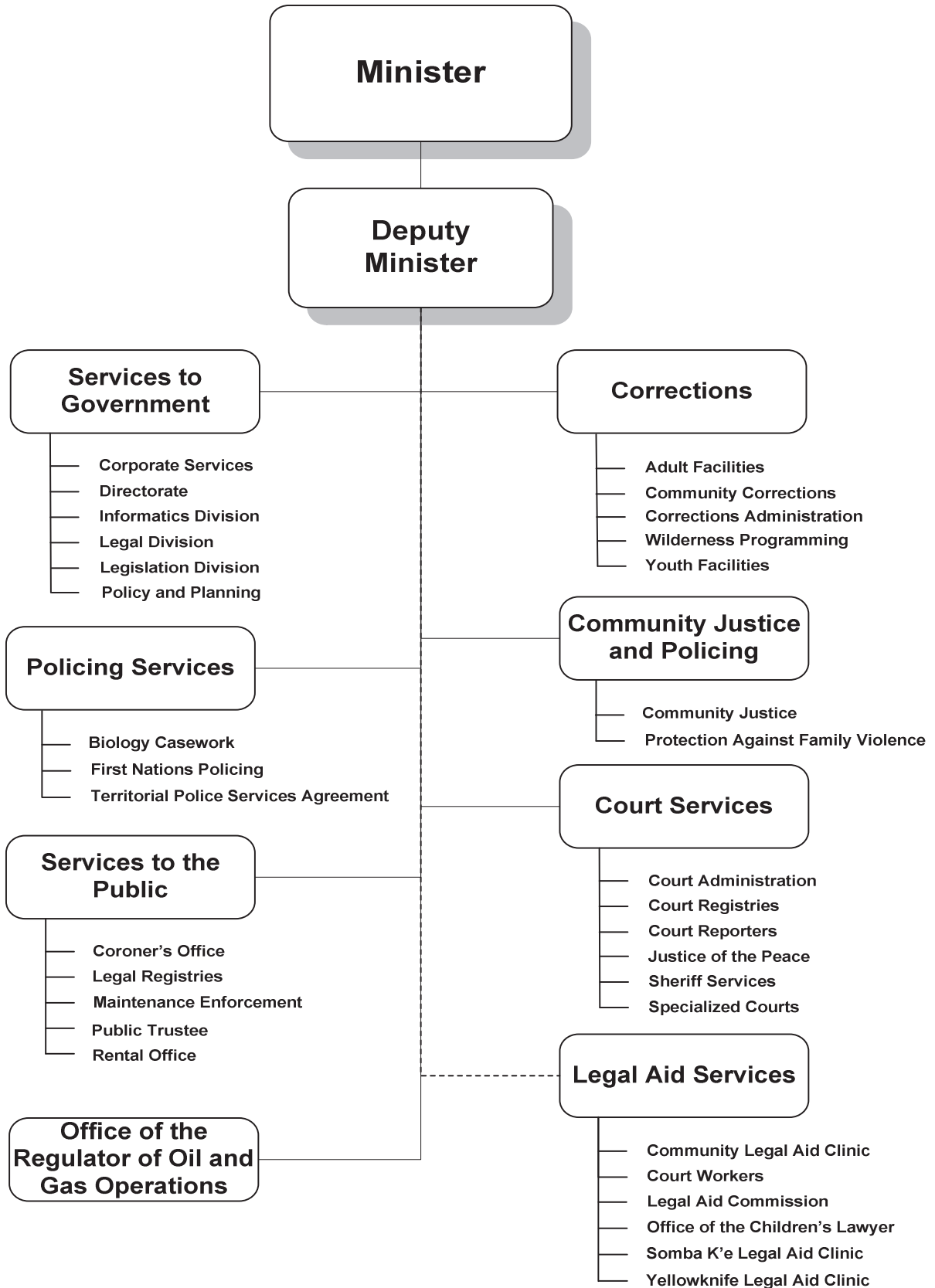
Justice

Justice
Organizational Chart



Justice

Accounting Structure Chart

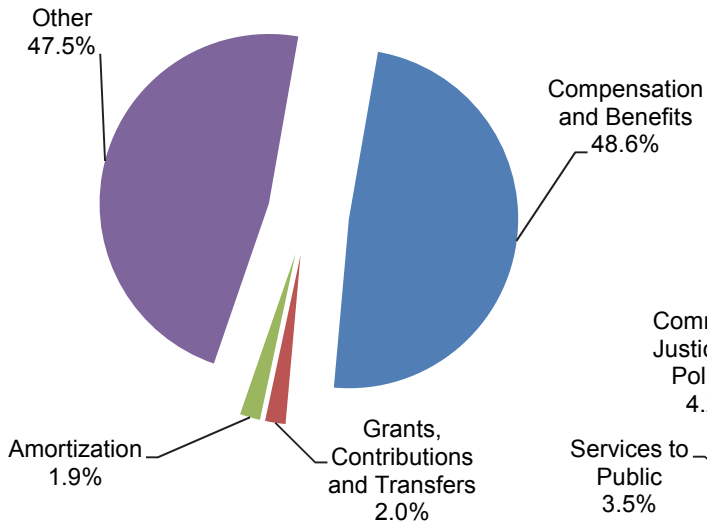


Justice

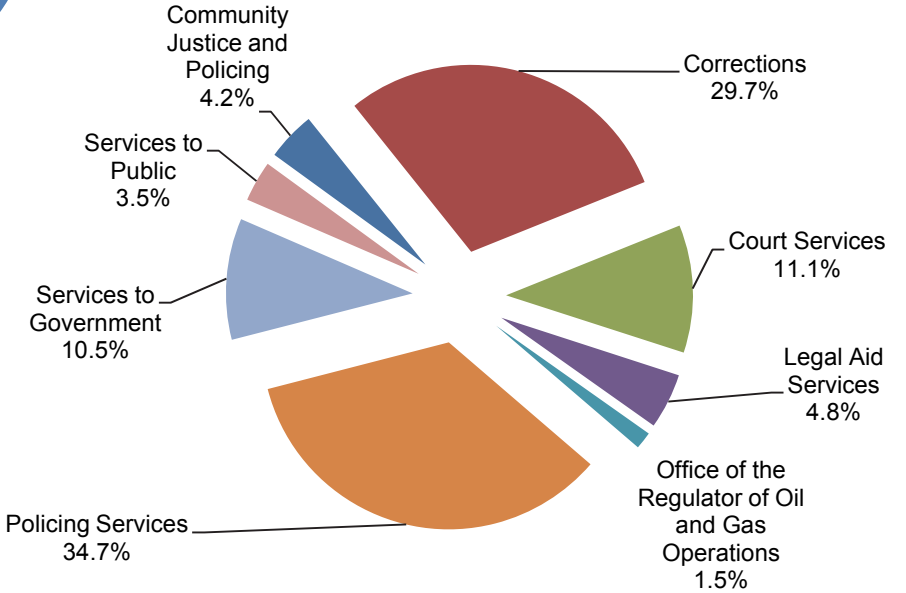
Graphs

Operations Expenditures

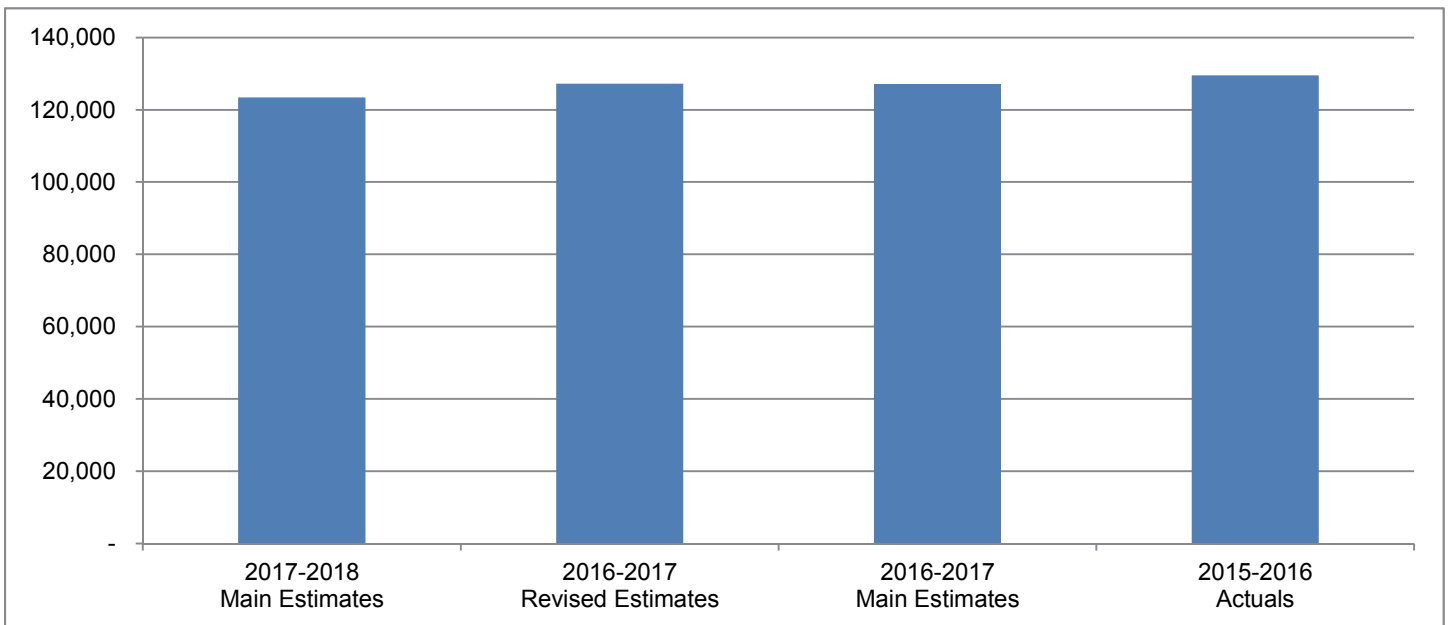
By Expenditure Category



By Activity



**Operations Expenditures Comparison
(thousands of dollars)**



Justice

The Minister and the Department of Justice have the mandate for the administration of justice in the Northwest Territories, including policing and corrections. This mandate will be carried out in a manner which respects community and aboriginal values and encourages communities to assume increasing responsibilities.

	(thousands of dollars)			
	2017-2018 Main Estimates	2016-2017 Revised Estimates	2016-2017 Main Estimates	2015-2016 Actuals
Activity				
Community Justice and Policing	5,238	5,148	5,040	4,690
Corrections	36,616	37,610	37,610	38,467
Court Services	13,655	13,928	13,928	14,123
Legal Aid Services	5,941	6,252	6,252	6,428
Office of the Regulator of Oil and Gas Operations	1,869	1,869	1,869	1,389
Policing Services	42,804	44,729	44,729	46,259
Services to Government	12,966	13,361	13,361	13,770
Services to Public	4,328	4,303	4,303	4,386
	123,417	127,200	127,092	129,512
Expenditure Category				
Compensation and Benefits	59,995	61,300	61,300	61,436
Grants, Contributions and Transfers	2,420	2,473	2,473	2,638
Amortization	2,395	2,353	2,353	2,193
Chargebacks	1,963	1,930	1,930	1,737
Computer Hardware and Software	433	426	426	890
Contract Services	46,346	48,312	48,204	49,246
Controllable Assets	48	58	58	412
Fees and Payments	3,094	3,419	3,369	3,610
Materials and Supplies	2,646	2,731	2,781	2,836
Purchased Services	1,150	1,064	1,064	1,315
Travel	2,753	2,960	2,960	3,128
Utilities	174	174	174	71
	123,417	127,200	127,092	129,512
Total Revenues	15,176	16,286	15,566	15,616
Total Active Positions	453		458	
Infrastructure Investment	16,683	26,309	9,078	4,806

Justice
Revenue Summary

(Information Item)

(thousands of dollars)

	2017-2018 Main Estimates	2016-2017 Revised Estimates	2016-2017 Main Estimates	2015-2016 Actuals
Transfer Payments				
Aboriginal Justice Strategy	316	430	316	284
Access to Justice	1,972	1,972	1,972	1,972
Enhancing Victim Services	750	606	-	-
Intensive Rehabilitative Custody and Supervision	300	300	300	390
Youth Justice Services	2,447	2,447	2,447	2,444
	5,785	5,755	5,035	5,090
General				
<i>Regulatory Revenue</i>				
Access to Information and Protection of Privacy Fees	4	4	4	1
Court Fees & Fines	700	650	650	673
Land Title & Legal Registries Fees	5,500	5,400	5,400	5,596
Maintenance Enforcement Program Attachment Costs	12	12	12	13
Public Trustee Fees	130	120	120	125
Rental Office Fees	57	57	57	23
Operators Licenses	1	1	1	-
<i>Program</i>				
Air Charter Recoveries	140	140	140	145
Young Offenders Special Allowance	5	5	5	5
Nunavut Exchanges of Services	1,100	2,500	2,500	2,244
Community Parole	15	15	15	14
Federal Exchange of Services	1,600	1,500	1,500	1,335
Witness Expense Assistance Recovery	-	-	-	181
Legal Aid Repayments	20	20	20	58
Contract Management Committee Provincial Territorial Secretariat	100	100	100	99
Inmate Recoveries	7	7	7	10
<i>Service and Miscellaneous</i>				
Sale of Publications	-	-	-	4
	9,391	10,531	10,531	10,526
	15,176	16,286	15,566	15,616

Justice

Active Position Summary

(Information Item)

Activity	2017-2018				2016-2017			
	Full Time	Part Time	Seasonal	Total	Full Time	Part Time	Seasonal	Total
Activity								
Community Justice and Policing	11	-	-	11	14	-	-	14
Corrections	246	-	-	246	246	-	-	246
Court Services	64	-	-	64	62	-	-	62
Legal Aid Services	32	-	-	32	33	-	-	33
Office of the Regulator of Oil And Gas Operations	6	-	-	6	6	-	-	6
Policing Services	-	-	-	-	-	-	-	-
Services to Government	64	-	-	64	67	-	-	67
Services to the Public	29	1	-	30	29	1	-	30
	452	1	-	453	457	1	-	458
Regional Allocation								
Headquarters	85	-	-	85	88	-	-	88
North Slave	240	1	-	241	238	1	-	239
Tłı̄chǫ	3	-	-	3	3	-	-	3
South Slave	102	-	-	102	102	-	-	102
Dehcho	6	-	-	6	6	-	-	6
Sahtu	5	-	-	5	5	-	-	5
Beaufort Delta	11	-	-	11	15	-	-	15
	452	1	-	453	457	1	-	458
Community Allocation								
Headquarters	85	-	-	85	88	-	-	88
Regional Offices	356	1	-	357	358	1	-	359
Other	11	-	-	11	11	-	-	11
	452	1	-	453	457	1	-	458

Full Time and Part Time positions may be indeterminate positions with no end date of employment or for a fixed term. Regional Offices include positions located in Yellowknife Regional Offices (North Slave), Fort Smith, Hay River, Fort Simpson, Norman Wells and Inuvik.

Justice

Community Justice and Policing

Activity Description

The Community Justice and Policing activity provides support to communities to develop and implement sustainable local justice programming in the areas of restorative justice, victim services, community policing and crime prevention. This includes the diversion program where communities assist youth and adults to deal with matters outside the formal justice system. Support is also provided to communities to enhance crime prevention activity at the local level. The activity also has the lead on the GNWT Integrated Case Management pilot project, provides supports under the *Protection Against Family Violence Act* and works closely with the RCMP on policing priorities and community safety initiatives.

Justice

Community Justice and Policing

Operations Expenditure Summary

(thousands of dollars)

	2017-2018 Main Estimates	2016-2017 Revised Estimates	2016-2017 Main Estimates	2015-2016 Actuals
Program Detail				
Community Justice	4,704	4,614	4,506	4,190
Protection Against Family Violence	534	534	534	500
	5,238	5,148	5,040	4,690
Expenditure Category				
Compensation and Benefits	1,579	1,801	1,801	1,427
Grants, Contributions and Transfers	2,232	2,285	2,285	2,631
Amortization	22	-	-	
Computer Hardware and Software	4	4	4	3
Contract Services	1,055	806	698	509
Controllable Assets	-	10	10	8
Fees and Payments	34	46	46	5
Materials and Supplies	98	130	130	29
Purchased Services	110	18	18	33
Travel	104	48	48	45
	5,238	5,148	5,040	4,690

Justice

Community Justice and Policing

Grants, Contributions and Transfers

(thousands of dollars)

	2017-2018 Main Estimates	2016-2017 Revised Estimates	2016-2017 Main Estimates	2015-2016 Actuals
Contributions				
Community Justice Committees and Projects	1,249	1,565	1,565	1,821
Victims Assistance Support Projects	878	615	615	705
YWCA of Yellowknife	105	105	105	105
Total Contributions	2,232	2,285	2,285	2,631

Descriptions of Contributions

Community Justice Committees and Projects (1,249) - Contributions are provided for Community Justice projects that promote and encourage the participation of communities in the justice system and the development and implementation of community-based alternatives to the formal justice system.

Victims Assistance Support Projects (878) - Contributions are provided for the development or enhancement of community based and culturally relevant programs and projects which support or directly benefit victims of crime.

YWCA of Yellowknife (105) - Funding provided to the YWCA in their role as "designate" under the *Protection Against Family Violence Act*.

Justice

Community Justice and Policing

Active Positions (Information Item)

	2017-2018				2016-2017			
	Full Time	Part Time	Seasonal	Total	Full Time	Part Time	Seasonal	Total
Regional Allocation								
Headquarters	2	-	-	2	2	-	-	2
North Slave	9	-	-	9	9	-	-	9
Tłı̨chǫ	-	-	-	-	-	-	-	-
South Slave	-	-	-	-	-	-	-	-
Dehcho	-	-	-	-	-	-	-	-
Sahtu	-	-	-	-	-	-	-	-
Beaufort Delta	-	-	-	-	3	-	-	3
	11	-	-	11	14	-	-	14
Community Allocation								
Headquarters	2	-	-	2	2	-	-	2
Regional Offices	9	-	-	9	12	-	-	12
Other	-	-	-	-	-	-	-	-
	11	-	-	11	14	-	-	14

Full Time and Part Time positions may be indeterminate positions with no end date of employment or for a fixed term. Regional Offices include positions located in Yellowknife Regional Offices (North Slave), Fort Smith, Hay River, Fort Simpson, Norman Wells and Inuvik.

Justice

Corrections

Activity Description

Corrections provides safe custody and supervision of adult and youth offenders. This is achieved through the operation of correctional facilities and the supervision of offenders sentenced to community based orders such as conditional sentences and probation orders. Corrections also delivers culturally relevant programs to support offender rehabilitation and reintegration, including wilderness programming and Elder support.

Justice

Corrections

Operations Expenditure Summary

(thousands of dollars)

	2017-2018 Main Estimates	2016-2017 Revised Estimates	2016-2017 Main Estimates	2015-2016 Actuals
Program Detail				
Adult Facilities	25,092	25,092	25,092	26,523
Community Corrections	4,665	4,665	4,665	4,561
Corrections Administration	4,149	4,176	4,176	3,850
Wilderness Programming	281	562	562	28
Youth Facilities	2,429	3,115	3,115	3,505
	36,616	37,610	37,610	38,467
Expenditure Category				
Compensation and Benefits	30,548	31,225	31,225	32,660
Grants, Contributions and Transfers	179	179	179	-
Amortization	1,836	1,863	1,863	1,758
Chargebacks	-	3	3	1
Computer Hardware and Software	-	-	-	221
Contract Services	819	1,100	1,100	553
Controllable Assets	-	-	-	122
Fees and Payments	451	457	457	114
Materials and Supplies	1,892	1,892	1,892	1,948
Purchased Services	302	302	302	287
Travel	532	532	532	740
Utilities	57	57	57	63
	36,616	37,610	37,610	38,467

Justice

Corrections

Grants, Contributions and Transfers

(thousands of dollars)

	2017-2018 Main Estimates	2016-2017 Revised Estimates	2016-2017 Main Estimates	2015-2016 Actuals
Contributions				
Wilderness Programming	179	179	179	-
Total Contributions	179	179	179	-

Descriptions of Contributions

Wilderness Programming (179) - Is a two-part approach to programming which includes a facility-based land program and a community-based reintegration/transition program which allows inmates from NWT correctional facilities to participate in on-the-land activities with an elder or organization.

Justice

Corrections

Active Positions (Information Item)

	2017-2018				2016-2017			
	Full Time	Part Time	Seasonal	Total	Full Time	Part Time	Seasonal	Total
Regional Allocation								
Headquarters	9	-	-	9	9	-	-	9
North Slave	128	-	-	128	128	-	-	128
Tłı̨chǫ	2	-	-	2	2	-	-	2
South Slave	91	-	-	91	91	-	-	91
Dehcho	5	-	-	5	5	-	-	5
Sahtu	4	-	-	4	4	-	-	4
Beaufort Delta	7	-	-	7	7	-	-	7
	246	-	-	246	246	-	-	246
Community Allocation								
Headquarters	9	-	-	9	9	-	-	9
Regional Offices	229	-	-	229	229	-	-	229
Other	8	-	-	8	8	-	-	8
	246	-	-	246	246	-	-	246

Full Time and Part Time positions may be indeterminate positions with no end date of employment or for a fixed term. Regional Offices include positions located in Yellowknife Regional Offices (North Slave), Fort Smith, Hay River, Fort Simpson, Norman Wells and Inuvik.

Justice

Court Services

Activity Description

The Northwest Territories has four levels of court which collectively represent the judicial branch of government: Court of Appeal, Supreme Court, Territorial Court and Justice of the Peace Court. The courts are independent of the executive (GNWT departments/boards) and legislative (Legislative Assembly) branches of government. The Court Services activity is responsible for providing administrative support to the courts through the Office of the Clerk of the Court, the Sheriff's Office and the Court Reporter's Office. These support services ensure courts are accessible, impartial and timely. The activity is also responsible for family law services, including mediation and the Parenting After Separation Program.

Justice

Court Services

Operations Expenditure Summary

(thousands of dollars)

	2017-2018 Main Estimates	2016-2017 Revised Estimates	2016-2017 Main Estimates	2015-2016 Actuals
Program Detail				
Court Administration	844	832	832	1,210
Court Registries	9,257	9,720	9,720	9,492
Court Reporters	726	726	726	919
Justice of the Peace	584	584	584	782
Sheriff Services	1,447	1,229	1,229	1,412
Specialized Courts	797	837	837	308
	13,655	13,928	13,928	14,123
Expenditure Category				
Compensation and Benefits	9,632	9,593	9,593	7,817
Amortization	430	406	406	327
Computer Hardware and Software	7	-	-	54
Contract Services	365	365	365	1,025
Controllable Assets	38	38	38	239
Fees and Payments	1,253	1,351	1,301	1,996
Materials and Supplies	300	292	342	609
Purchased Services	305	305	305	412
Travel	1,312	1,565	1,565	1,638
Utilities	13	13	13	6
	13,655	13,928	13,928	14,123

Justice

Court Services

Active Positions (Information Item)

	2017-2018				2016-2017			
	Full Time	Part Time	Seasonal	Total	Full Time	Part Time	Seasonal	Total
Regional Allocation								
Headquarters	2	-	-	2	2	-	-	2
North Slave	51	-	-	51	49	-	-	49
Tłı̄chǫ	-	-	-	-	-	-	-	-
South Slave	9	-	-	9	9	-	-	9
Dehcho	-	-	-	-	-	-	-	-
Sahtu	-	-	-	-	-	-	-	-
Beaufort Delta	2	-	-	2	2	-	-	2
	64	-	-	64	62	-	-	62
Community Allocation								
Headquarters	2	-	-	2	2	-	-	2
Regional Offices	62	-	-	62	60	-	-	60
Other	-	-	-	-	-	-	-	-
	64	-	-	64	62	-	-	62

Full Time and Part Time positions may be indeterminate positions with no end date of employment or for a fixed term. Regional Offices include positions located in Yellowknife Regional Offices (North Slave), Fort Smith, Hay River, Fort Simpson, Norman Wells and Inuvik.

Justice

Legal Aid Services

Activity Description

The Legal Aid Commission (the Commission) is established under the *Legal Aid Act*, and is responsible for ensuring that all eligible persons in the NWT receive legal aid. The Commission provides legal services for legal aid outreach, most criminal and family law matters, and some civil cases. It determines eligibility for legal aid in accordance with the parameters established by the *Legal Aid Act*, the regulations under the *Act*, and the policies and guidelines of the Commission. The Commission is also responsible for the court worker program, public legal education, and the provision of administrative supervision to the Office of the Children's Lawyer.

Justice

Legal Aid Services

Operations Expenditure Summary

(thousands of dollars)

	2017-2018 Main Estimates	2016-2017 Revised Estimates	2016-2017 Main Estimates	2015-2016 Actuals
Program Detail				
Community Legal Aid Clinic	433	433	433	751
Court Workers	1,084	1,084	1,084	951
Legal Aid Commission	2,343	2,654	2,654	2,683
Office of the Children's Lawyer	308	308	308	195
Somba K'e Legal Aid Clinic	892	892	892	767
Yellowknife Legal Aid Clinic	881	881	881	1,081
	5,941	6,252	6,252	6,428
Expenditure Category				
Compensation and Benefits	4,184	4,279	4,279	4,331
Amortization	11	11	11	48
Computer Hardware and Software	10	10	10	28
Contract Services	121	122	122	126
Controllable Assets	-	-	-	5
Fees and Payments	1,033	1,242	1,242	1,286
Materials and Supplies	46	46	46	48
Purchased Services	44	50	50	85
Travel	492	492	492	471
	5,941	6,252	6,252	6,428

Justice
Legal Aid Services

Active Positions
(Information Item)

	2017-2018				2016-2017			
	Full Time	Part Time	Seasonal	Total	Full Time	Part Time	Seasonal	Total
Regional Allocation								
Headquarters	-	-	-	-	-	-	-	-
North Slave	25	-	-	25	25	-	-	25
Tłıchǫ	1	-	-	1	1	-	-	1
South Slave	2	-	-	2	2	-	-	2
Dehcho	1	-	-	1	1	-	-	1
Sahtu	1	-	-	1	1	-	-	1
Beaufort Delta	2	-	-	2	3	-	-	3
	32	-	-	32	33	-	-	33
Community Allocation								
Headquarters	-	-	-	-	-	-	-	-
Regional Offices	29	-	-	29	30	-	-	30
Other	3	-	-	3	3	-	-	3
	32	-	-	32	33	-	-	33

Full Time and Part Time positions may be indeterminate positions with no end date of employment or for a fixed term. Regional Offices include positions located in Yellowknife Regional Offices (North Slave), Fort Smith, Hay River, Fort Simpson, Norman Wells and Inuvik.

Justice

Office of the Regulator of Oil And Gas Operations

Activity Description

The Regulator of Oil and Gas Operations (Regulator) regulates onshore oil and gas operations in the Northwest Territories, outside of federal areas and the Inuvialuit Settlement Region, for the primary purposes of ensuring safety, environmental protection and the conservation of oil and gas resources. The Office of the Regulator of Oil and Gas Operations (OROGO) was established to support the Regulator. OROGO's responsibilities include conducting reviews of applications, regulating seismic and drilling operations, facility (including pipeline and well) regulation, inspection and compliance verification, and emergency response and investigation.

Justice

Office of the Regulator of Oil And Gas Operations

Operations Expenditure Summary

(thousands of dollars)

	2017-2018 Main Estimates	2016-2017 Revised Estimates	2016-2017 Main Estimates	2015-2016 Actuals
Expenditure Category				
Compensation and Benefits	871	871	871	959
Computer Hardware and Software	-	-	-	2
Contract Services	750	750	750	230
Controllable Assets	10	10	10	1
Fees and Payments	-	-	-	20
Materials and Supplies	50	50	50	37
Purchased Services	118	118	118	46
Travel	70	70	70	94
	1,869	1,869	1,869	1,389

Justice

Office of the Regulator of Oil And Gas Operations

Active Positions (Information Item)

	2017-2018				2016-2017			
	Full Time	Part Time	Seasonal	Total	Full Time	Part Time	Seasonal	Total
Regional Allocation								
Headquarters	6	-	-	6	6	-	-	6
North Slave	-	-	-	-	-	-	-	-
Tłıchǫ	-	-	-	-	-	-	-	-
South Slave	-	-	-	-	-	-	-	-
Dehcho	-	-	-	-	-	-	-	-
Sahtu	-	-	-	-	-	-	-	-
Beaufort Delta	-	-	-	-	-	-	-	-
	6	-	-	6	6	-	-	6
Community Allocation								
Headquarters	6	-	-	6	6	-	-	6
Regional Offices	-	-	-	-	-	-	-	-
Other	-	-	-	-	-	-	-	-
	6	-	-	6	6	-	-	6

Full Time and Part Time positions may be indeterminate positions with no end date of employment or for a fixed term. Regional Offices include positions located in Yellowknife Regional Offices (North Slave), Fort Smith, Hay River, Fort Simpson, Norman Wells and Inuvik.

Justice

Policing Services

Activity Description

The RCMP provides policing services for NWT communities through an agreement between the GNWT and the Government of Canada. An agreement exists with Public Safety Canada to cost-share DNA testing and analysis and to support Aboriginal policing positions.

Justice

Policing Services

Operations Expenditure Summary

(thousands of dollars)

	2017-2018 Main Estimates	2016-2017 Revised Estimates	2016-2017 Main Estimates	2015-2016 Actuals
Program Detail				
Biology Casework	183	183	183	135
First Nations Policing	424	424	424	443
Territorial Police Services Agreement	42,197	44,122	44,122	45,681
	42,804	44,729	44,729	46,259
Expenditure Category				
Contract Services	42,804	44,729	44,729	46,255
Fees and Payments	-	-	-	4
	42,804	44,729	44,729	46,259

Justice

Services to Government

Activity Description

Services to Government includes the corporate management activities of the Directorate, Policy and Planning, Corporate Services and Informatics Divisions. It also includes services provided to other GNWT departments, boards and agencies. Legal Division provides advice and representation to all GNWT departments and specified public agencies. GNWT bills and regulations are prepared by legislative drafters in Legislation Division, and legal translators prepare French versions of these instruments. The GNWT Access and Privacy Office (within the Policy and Planning Division) provides advice and information to GNWT public bodies on the *Access to Information and Protection of Privacy Act*.

Justice
Services to Government
Operations Expenditure Summary

(thousands of dollars)

	2017-2018	2016-2017	2016-2017	2015-2016
	Main	Revised	Main	Actuals
	Estimates	Estimates	Estimates	
Program Detail				
Corporate Services	3,236	3,198	3,198	3,159
Directorate	1,305	1,307	1,307	1,845
Informatics Division	1,185	1,189	1,189	1,459
Legal Division	4,072	4,082	4,082	3,915
Legislation Division	1,703	1,940	1,940	1,896
Policy and Planning	1,465	1,645	1,645	1,496
	12,966	13,361	13,361	13,770
Expenditure Category				
Compensation and Benefits	9,746	10,096	10,096	10,775
Grants, Contributions and Transfers	9	9	9	7
Amortization	5	7	7	13
Chargebacks	1,959	1,923	1,923	1,736
Computer Hardware and Software	380	380	380	484
Contract Services	244	252	252	219
Controllable Assets	-	-	-	35
Fees and Payments	110	110	110	106
Materials and Supplies	197	258	258	109
Purchased Services	152	152	152	212
Travel	161	171	171	74
Utilities	3	3	3	-
	12,966	13,361	13,361	13,770

Justice

Services to Government

Grants, Contributions and Transfers

(thousands of dollars)

	2017-2018 Main Estimates	2016-2017 Revised Estimates	2016-2017 Main Estimates	2015-2016 Actuals
Grants				
National Justice Issues	9	9	9	7
Total Grants	9	9	9	7

Descriptions of Grants

National Justice Issues (9) - Grants to organizations working toward improving the Canadian Justice System.

Justice

Services to Government

Active Positions (Information Item)

	2017-2018				2016-2017			
	Full Time	Part Time	Seasonal	Total	Full Time	Part Time	Seasonal	Total
Regional Allocation								
Headquarters	64	-	-	64	67	-	-	67
North Slave	-	-	-	-	-	-	-	-
Tłı̨chǫ	-	-	-	-	-	-	-	-
South Slave	-	-	-	-	-	-	-	-
Dehcho	-	-	-	-	-	-	-	-
Sahtu	-	-	-	-	-	-	-	-
Beaufort Delta	-	-	-	-	-	-	-	-
	64	-	-	64	67	-	-	67
Community Allocation								
Headquarters	64	-	-	64	67	-	-	67
Regional Offices	-	-	-	-	-	-	-	-
Other	-	-	-	-	-	-	-	-
	64	-	-	64	67	-	-	67

Full Time and Part Time positions may be indeterminate positions with no end date of employment or for a fixed term. Regional Offices include positions located in Yellowknife Regional Offices (North Slave), Fort Smith, Hay River, Fort Simpson, Norman Wells and Inuvik.

Justice

Services to the Public

Activity Description

Services to the Public includes a number of programs and services that are accessible to all residents, including services available from the following:

Public Trustee;

Coroner's Office;

Legal Registries (Land Titles Office; corporation, partnership, business name, cooperative association and society registration; personal property registration, regulation of securities trading, registration of notaries public and commissioners for oaths);

Maintenance Enforcement; and

Rental Office

Justice

Services to the Public

Operations Expenditure Summary

(thousands of dollars)

	2017-2018 Main Estimates	2016-2017 Revised Estimates	2016-2017 Main Estimates	2015-2016 Actuals
Program Detail				
Coroner's Office	706	706	706	905
Legal Registries	2,062	2,062	2,062	1,985
Maintenance Enforcement	821	821	821	799
Public Trustee	506	481	481	433
Rental Office	233	233	233	264
	4,328	4,303	4,303	4,386
Expenditure Category				
Compensation and Benefits	3,435	3,435	3,435	3,467
Amortization	91	66	66	47
Chargebacks	4	4	4	-
Computer Hardware and Software	32	32	32	98
Contract Services	188	188	188	329
Controllable Assets	-	-	-	2
Fees and Payments	213	213	213	79
Materials and Supplies	63	63	63	56
Purchased Services	119	119	119	240
Travel	82	82	82	66
Utilities	101	101	101	2
	4,328	4,303	4,303	4,386

Justice

Services to the Public

Active Positions (Information Item)

	2017-2018				2016-2017			
	Full Time	Part Time	Seasonal	Total	Full Time	Part Time	Seasonal	Total
Regional Allocation								
Headquarters	2	-	-	2	2	-	-	2
North Slave	27	1	-	28	27	1	-	28
Tłı̨chǫ	-	-	-	-	-	-	-	-
South Slave	-	-	-	-	-	-	-	-
Dehcho	-	-	-	-	-	-	-	-
Sahtu	-	-	-	-	-	-	-	-
Beaufort Delta	-	-	-	-	-	-	-	-
	29	1	-	30	29	1	-	30
Community Allocation								
Headquarters	2	-	-	2	2	-	-	2
Regional Offices	27	1	-	28	27	1	-	28
Other	-	-	-	-	-	-	-	-
	29	1	-	30	29	1	-	30

Full Time and Part Time positions may be indeterminate positions with no end date of employment or for a fixed term. Regional Offices include positions located in Yellowknife Regional Offices (North Slave), Fort Smith, Hay River, Fort Simpson, Norman Wells and Inuvik.

Justice

Work Performed on Behalf of Others

(Information Item)

(thousands of dollars)

Items	2017-2018 Main Estimates	2016-2017 Revised Estimates	2016-2017 Main Estimates	2015-2016 Actuals
Aboriginal Courtwork Program Training	-	-	-	20
Building a Northern Evidence-Based Approach to Crime Prevention	245	249	249	271
Estates Clerk	180	144	144	176
Framework for Enhancing Victim Services in NWT	-	-	-	634
Gwich'in Land Implementation	23	23	23	23
NWT Law Foundation	-	-	-	50
Provision of Assistance for Court Ordered Counsel	80	80	-	-
Sahtu Land Implementation	23	23	23	23
Supporting Families Fund	-	201	201	201
Tłıchǫ Agreement Implementation Funding	452	452	452	54
Uniform Law Conference of Canada	-	-	-	4
Wellness Court Program	100	100	100	100
	1,103	1,272	1,192	1,556

Descriptions of Work Performed on Behalf of Others

Aboriginal Court work Program Training - An agreement with the Government of Canada to provide additional training to Court workers in the Northwest Territories.

Building a Northern Evidence Based Approach to Crime Prevention (245) - An agreement with the Government of Canada which provides federal funding to support the three territorial governments working together on best approaches to crime prevention.

Estates Clerk (180) - On behalf of The Department of Aboriginal Affairs and Northern Development Canada, the Government of the Northwest Territories administers estates of aboriginal persons.

Framework for Enhancing Victim Services in NWT - Formally the *Victims of Crime Emergency Financial Assistance Fund*, an agreement with Justice Canada, for a five year period, to continue and enhance Victims Services in the NWT.

Gwich'in Land Implementation (23) - Under the terms of a 10-year Bilateral Funding Agreement between the Department of Aboriginal Affairs and Northern Development Canada and the Government of the Northwest Territories, Canada will provide a grant payment to the GNWT to assist with Gwich'in implementation activities pursuant to the Gwich'in Implementation Plan.

NWT Law Foundation - An agreement for the purpose of providing additional funding towards the acquisition of materials and supplies for the Court Library.

Provision of Assistance for Court Ordered Counsel (80) - An agreement for the purpose of having the Legal Aid Commission manage court-ordered counsel on behalf of the Government of Canada.

Justice

Work Performed on Behalf of Others

(Information Item)

Sahtu Land Implementation (23) - Under the terms of a 10 year Bilateral Funding Agreement between the Department of Aboriginal Affairs and Northern Development Canada and the Government of the Northwest Territories, Canada will provide a grant payment to the GNWT to assist with Sahtu implementation activities pursuant to the Sahtu Implementation Plan.

Supporting Families Fund - An agreement with the Federal Government for the purpose of providing funds to defray some of the costs associated with public awareness initiatives and administration in the Northwest Territories with respect to family law.

Tłıchǵ Agreement Implementation Funding (452) - Under the terms of a 10 year Bilateral Funding Agreement between the Department of Aboriginal Affairs and Northern Development Canada and the Government of the Northwest Territories, Canada will provide a grant payment to the GNWT to assist with Tłıchǵ implementation activities pursuant to the Tłıchǵ Implementation Plan.

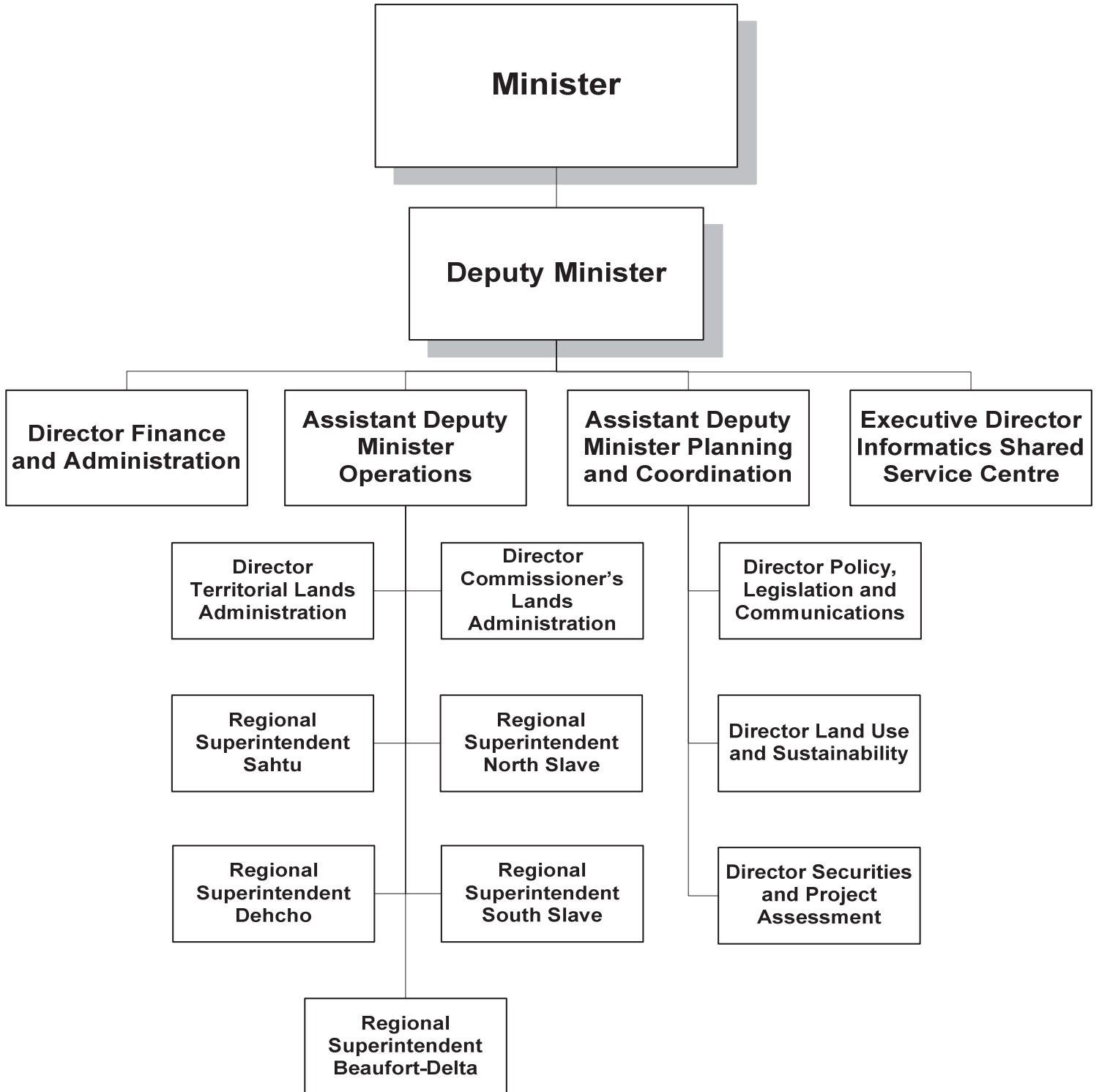
Uniform Law Conference of Canada - Agreement to provide funding for hosting the 97th annual meeting of the uniform law conference of Canada in Yellowknife.

Wellness Court Program (100) - An agreement for the purpose of providing federal funding under Canada's Drug Treatment Court Funding Program to assist in efforts to support the Wellness Court Program.

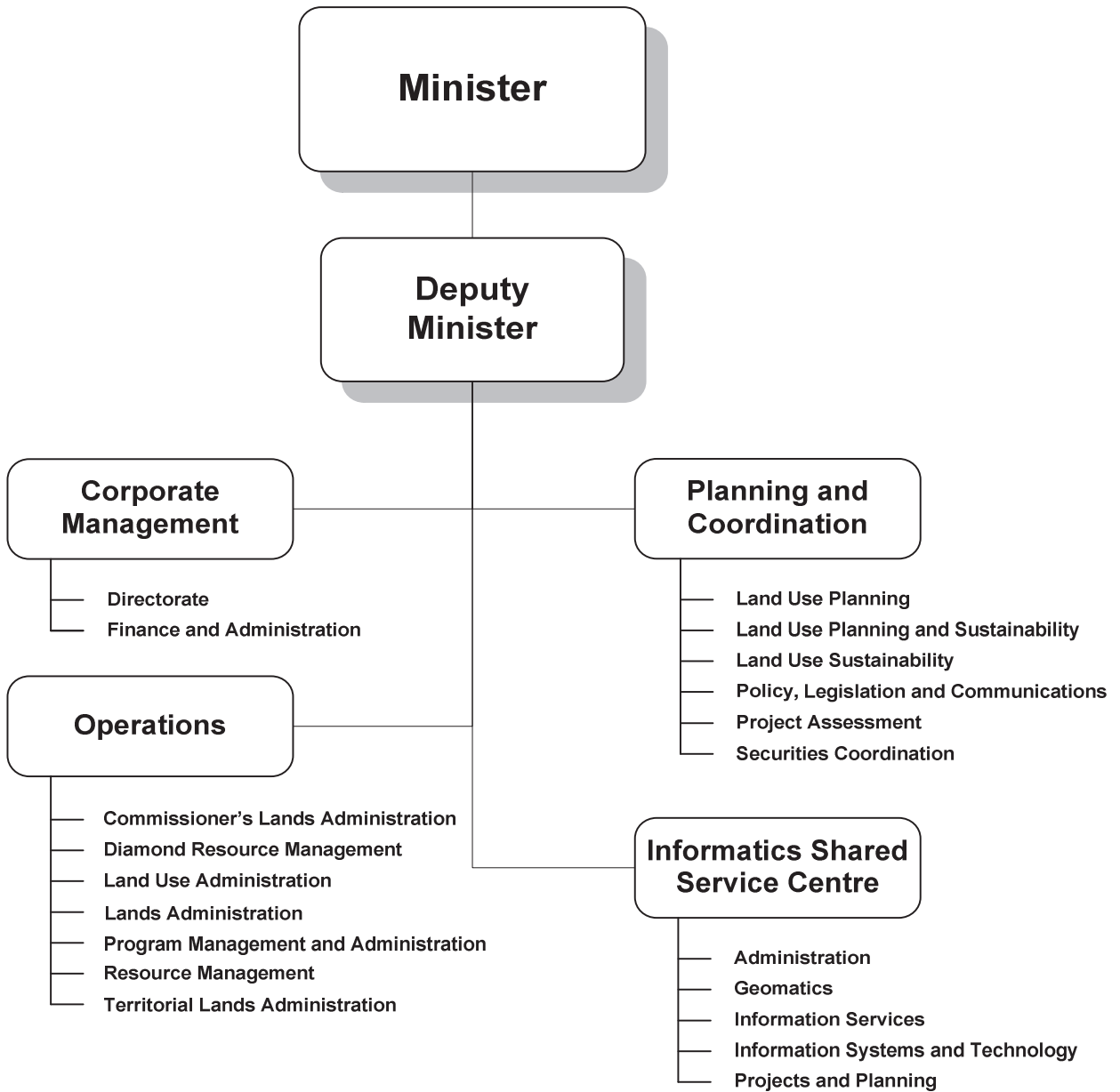
This page intentionally left blank

Lands

**Lands
Organizational Chart**



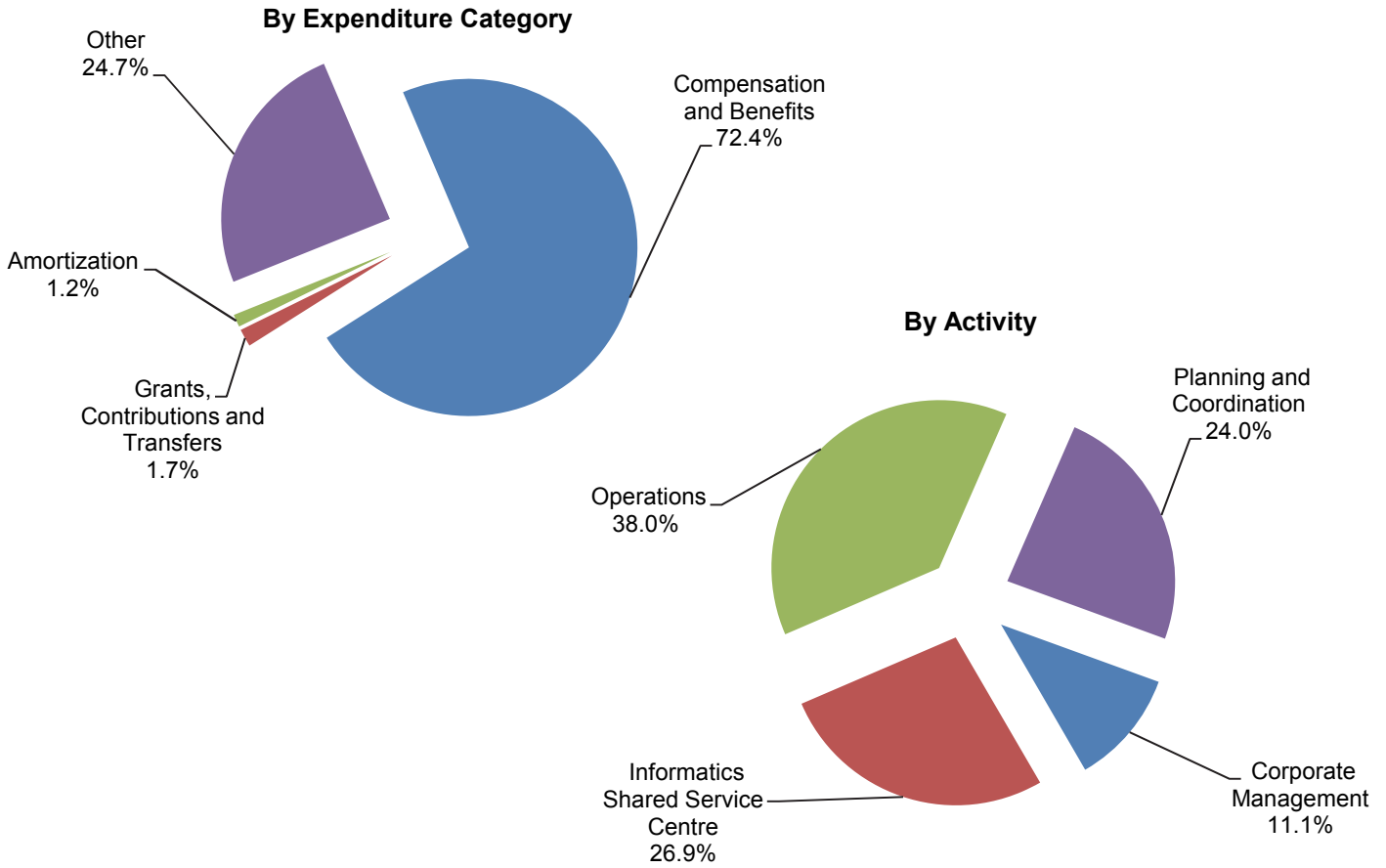
Lands
Accounting Structure Chart



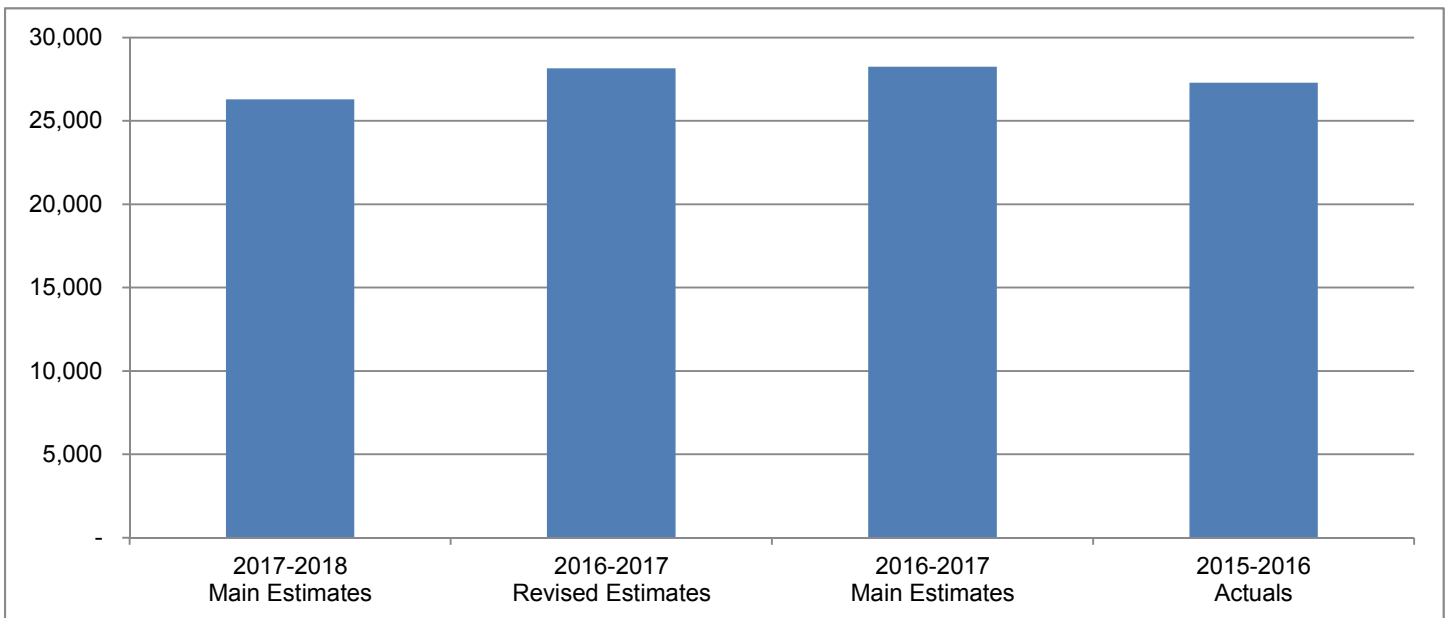
Lands

Graphs

Operations Expenditures



Operations Expenditures Comparison (thousands of dollars)



Lands

The mandate of the Department of Lands is to manage, administer and plan for the sustainable use of public land in the Northwest Territories in a fair and transparent manner that reflects the interests of the people of the Northwest Territories.

	(thousands of dollars)			
	2017-2018 Main Estimates	2016-2017 Revised Estimates	2016-2017 Main Estimates	2015-2016 Actuals
Activity				
Corporate Management	2,908	3,026	3,026	3,832
Informatics Shared Service Centre	7,076	7,118	7,118	6,640
Operations	9,995	11,172	11,282	10,615
Planning and Coordination	6,312	6,827	6,827	6,197
	26,291	28,143	28,253	27,284
Expenditure Category				
Compensation and Benefits	19,035	20,044	20,044	19,148
Grants, Contributions and Transfers	450	500	500	546
Amortization	311	184	184	182
Chargebacks	807	794	794	1,141
Computer Hardware and Software	780	813	813	1,119
Contract Services	1,706	2,011	2,011	2,348
Controllable Assets	159	59	169	263
Fees and Payments	462	489	489	534
Materials and Supplies	719	942	942	467
Purchased Services	303	303	303	286
Travel	1,424	1,869	1,869	1,184
Utilities	135	135	135	62
Valuation Allowances	-	-	-	4
	26,291	28,143	28,253	27,284
Total Revenues	2,750	2,410	2,410	2,369
Total Active Positions	145		151	
Infrastructure Investment	110	1,878	1,350	113

Lands

Revenue Summary

(Information Item)

(thousands of dollars)

	2017-2018 Main Estimates	2016-2017 Revised Estimates	2016-2017 Main Estimates	2015-2016 Actuals
Non-renewable Resource Revenue				
Quarry Royalties	250	250	250	173
General Revenues				
Regulatory Revenues	40	40	40	116
Lease	2,460	2,120	2,120	2,017
Service and Miscellaneous (Land Sales)	-	-	-	63
	2,500	2,160	2,160	2,196
TOTAL REVENUES	2,750	2,410	2,410	2,369

Lands

Active Position Summary

(Information Item)

	2017-2018				2016-2017			
	Full Time	Part Time	Seasonal	Total	Full Time	Part Time	Seasonal	Total
Activity								
Corporate Management	13	-	-	13	13	-	-	13
Informatics Shared								
Services Centre	40	-	-	40	39	-	-	39
Operations	62	-	-	62	68	-	-	68
Planning and Coordination	30	-	-	30	31	-	-	31
	145	-	-	145	151	-	-	151
Regional Allocation								
Headquarters	101	-	-	101	103	-	-	103
North Slave	13	-	-	13	14	-	-	14
Tłı̨chǫ	-	-	-	-	-	-	-	-
South Slave	8	-	-	8	9	-	-	9
Dehcho	6	-	-	6	7	-	-	7
Sahtu	6	-	-	6	7	-	-	7
Beaufort Delta	11	-	-	11	11	-	-	11
	145	-	-	145	151	-	-	151
Community Allocation								
Headquarters	101	-	-	101	103	-	-	103
Regional Offices	44	-	-	44	48	-	-	48
Other	-	-	-	-	-	-	-	-
	145	-	-	145	151	-	-	151

Full Time and Part Time positions may be indeterminate positions with no end date of employment or for a fixed term. Regional Offices include positions located in Yellowknife Regional Offices (North Slave), Fort Smith, Hay River, Fort Simpson, Norman Wells and Inuvik.

Lands

Corporate Management

Activity Description

The Directorate includes the Deputy Minister and Assistant Deputy Ministers of Planning and Coordination, and Operations. It guides the execution of instructions from the Minister, Cabinet and the Legislative Assembly. The Directorate provides leadership, management and strategic planning for the senior management team and the Department, including human and financial resources. The Directorate is accountable, and provides strategic advice, to the Minister.

The Finance and Administration division provides financial planning, financial management and administrative advice and services across the Department and its regional offices including: internal controls, financial processes, oversight and internal audit of procurements and contracts and contributions, budget development, Financial Management Board submissions, expenditure and revenue monitoring, financial analysis including compliance with legislation, regulations and policies, and financial and human resource reporting, and audits.

Lands

Corporate Management

Operations Expenditure Summary

(thousands of dollars)

	2017-2018 Main Estimates	2016-2017 Revised Estimates	2016-2017 Main Estimates	2015-2016 Actuals
Program Detail				
Directorate	1,111	1,121	1,121	1,834
Finance and Administration	1,797	1,905	1,905	1,998
	2,908	3,026	3,026	3,832
Expenditure Category				
Compensation and Benefits	1,907	1,922	1,922	2,473
Chargebacks	295	288	288	548
Computer Hardware and Software	-	-	-	11
Contract Services	205	205	205	117
Controllable Assets	-	-	-	48
Fees and Payments	14	14	14	272
Materials and Supplies	136	246	246	100
Purchased Services	227	227	227	170
Travel	124	124	124	93
	2,908	3,026	3,026	3,832

Lands

Corporate Management

Active Positions (Information Item)

	2017-2018				2016-2017			
	Full Time	Part Time	Seasonal	Total	Full Time	Part Time	Seasonal	Total
Regional Allocation								
Headquarters	13	-	-	13	13	-	-	13
North Slave	-	-	-	-	-	-	-	-
Tłıchǫ	-	-	-	-	-	-	-	-
South Slave	-	-	-	-	-	-	-	-
Dehcho	-	-	-	-	-	-	-	-
Sahtu	-	-	-	-	-	-	-	-
Beaufort Delta	-	-	-	-	-	-	-	-
	13	-	-	13	13	-	-	13
Community Allocation								
Headquarters	13	-	-	13	13	-	-	13
Regional Offices	-	-	-	-	-	-	-	-
Other	-	-	-	-	-	-	-	-
	13	-	-	13	13	-	-	13

Full Time and Part Time positions may be indeterminate positions with no end date of employment or for a fixed term. Regional Offices include positions located in Yellowknife Regional Offices (North Slave), Fort Smith, Hay River, Fort Simpson, Norman Wells and Inuvik.

Lands

Informatics Shared Service Centre

Activity Description

The Informatics Shared Service Centre (ISSC) leads the planning, development and implementation of information and technology-related services and solutions for the Departments of Environment and Natural Resources, Industry Tourism and Investment, and Lands as well as the Office of the Regulator for Oil and Gas Operations and the Business Development & Investment Corporation. ISSC delivers professional, high quality, proactive, and innovative service and support that enables clients to effectively manage information and related assets, to provide effective, efficient and relevant programs/services, and ultimately, to achieve their mandates and objectives.

The NWT Centre for Geomatics provides geomatics, remote sensing and geographic information systems services throughout the GNWT.

Information Services supports client departments in all areas of recorded information management including the development of department-wide policies and standards, and facilitating the records storage, retrieval and disposition processes.

Information Systems and Technology provides help desk support for ready-made and custom developed information systems, and provides application support such as system maintenance, upgrades and disaster recovery planning so clients can rely on their technical solutions to deliver high quality programs and services.

Projects and Planning leads efforts related to information systems projects and the introduction of new web tools and technology for client departments, including overseeing project planning and prioritization of systems and web initiatives.

Lands

Informatics Shared Service Centre

Operations Expenditure Summary

(thousands of dollars)

	2017-2018 Main Estimates	2016-2017 Revised Estimates	2016-2017 Main Estimates	2015-2016 Actuals
Program Detail				
Administration	467	476	476	515
Geomatics	3,063	3,026	3,026	2,684
Information Services	502	510	510	564
Information Systems and Technology	1,799	1,810	1,810	1,777
Projects and Planning	1,245	1,296	1,296	1,100
	7,076	7,118	7,118	6,640
Expenditure Category				
Compensation and Benefits	5,024	4,933	4,933	4,278
Amortization	150	150	150	160
Chargebacks	512	506	506	593
Computer Hardware and Software	780	813	813	1,061
Contract Services	274	329	329	219
Controllable Assets	-	10	10	105
Fees and Payments	92	92	92	92
Materials and Supplies	141	152	152	51
Purchased Services	19	19	19	18
Travel	84	114	114	63
	7,076	7,118	7,118	6,640

Lands

Informatics Shared Service Centre

Active Positions (Information Item)

	2017-2018				2016-2017			
	Full Time	Part Time	Seasonal	Total	Full Time	Part Time	Seasonal	Total
Regional Allocation								
Headquarters	37	-	-	37	36	-	-	36
North Slave	-	-	-	-	-	-	-	-
Tłıchǫ	-	-	-	-	-	-	-	-
South Slave	-	-	-	-	-	-	-	-
Dehcho	-	-	-	-	-	-	-	-
Sahtu	-	-	-	-	-	-	-	-
Beaufort Delta	3	-	-	3	3	-	-	3
	40	-	-	40	39	-	-	39
Community Allocation								
Headquarters	37	-	-	37	36	-	-	36
Regional Offices	3	-	-	3	3	-	-	3
Other	-	-	-	-	-	-	-	-
	40	-	-	40	39	-	-	39

Full Time and Part Time positions may be indeterminate positions with no end date of employment or for a fixed term. Regional Offices include positions located in Yellowknife Regional Offices (North Slave), Fort Smith, Hay River, Fort Simpson, Norman Wells and Inuvik.

Lands

Operations

Activity Description

Operations activities are carried out through the Commissioner's Lands Administration and the Territorial Lands Administration divisions in Yellowknife and five regional offices. The Land Administration divisions manage all public lands in the NWT on behalf of the Commissioner of the NWT. These divisions manage the compliance of authorizations and tenure instruments issued by the Department or one of the NWT Land and Water Boards, pursuant to the pertinent land management legislation, policies and procedures.

Lands Administration provides the overall leadership, management, expertise, and development of program policies and procedures for the units responsible for Commissioner's and territorial land administration.

Commissioner's Lands Administration is responsible for the management of Commissioner's land under the *Commissioner's Land Act* and Regulations. Territorial Lands Administration is responsible for the management of territorial land under the *Northwest Territories Lands Act* and Regulations pertaining to surface rights. Responsibilities for both Commissioner's and territorial land administration includes: maintaining land inventories, managing and administering leases and other dispositions of land, land valuation, quarry permits, securities, processing survey applications, contract administration, record keeping including maintaining the land database, revenue collection, and unauthorized use and occupancy processes.

Resource Management in regional offices is responsible for assessing risk, determining appropriate inspections frequencies, and planning and conducting inspections for land leases, land use and quarry permits and water licenses. They also investigate potential unauthorized uses of land or land development; conduct hazardous materials and spills inspections; and issue trespass notices and development permit violations.

Lands

Operations

Operations Expenditure Summary

(thousands of dollars)

	2017-2018 Main Estimates	2016-2017 Revised Estimates	2016-2017 Main Estimates	2015-2016 Actuals
Program Detail				
Commissioner's Lands Administration	1,764	2,154	2,154	2,327
Diamond Resource Management	562	947	947	640
Land Use Administration	512	519	519	463
Lands Administration	554	529	529	477
Program Management and Administration	2,037	2,178	2,288	2,176
Resource Management	3,104	3,255	3,255	3,019
Territorial Lands Administration	1,462	1,590	1,590	1,513
	9,995	11,172	11,282	10,615
Expenditure Category				
Compensation and Benefits	7,898	8,760	8,760	8,350
Amortization	134	34	34	22
Computer Hardware and Software	-	-	-	34
Contract Services	140	140	140	666
Controllable Assets	159	49	159	94
Fees and Payments	302	328	328	118
Materials and Supplies	330	414	414	254
Purchased Services	30	30	30	66
Travel	867	1,282	1,282	945
Utilities	135	135	135	62
Valuation Allowances	-	-	-	4
	9,995	11,172	11,282	10,615

Lands

Operations

Active Positions (Information Item)

	2017-2018				2016-2017			
	Full Time	Part Time	Seasonal	Total	Full Time	Part Time	Seasonal	Total
Regional Allocation								
Headquarters	21	-	-	21	23	-	-	23
North Slave	13	-	-	13	14	-	-	14
Tłıchǫ	-	-	-	-	-	-	-	-
South Slave	8	-	-	8	9	-	-	9
Dehcho	6	-	-	6	7	-	-	7
Sahtu	6	-	-	6	7	-	-	7
Beaufort Delta	8	-	-	8	8	-	-	8
	62	-	-	62	68	-	-	68
Community Allocation								
Headquarters	21	-	-	21	23	-	-	23
Regional Offices	41	-	-	41	45	-	-	45
Other	-	-	-	-	-	-	-	-
	62	-	-	62	68	-	-	68

Full Time and Part Time positions may be indeterminate positions with no end date of employment or for a fixed term. Regional Offices include positions located in Yellowknife Regional Offices (North Slave), Fort Smith, Hay River, Fort Simpson, Norman Wells and Inuvik.

Lands

Planning and Coordination

Activity Description

Planning and Coordination performs an interdepartmental and intergovernmental role in coordinating Government of the Northwest Territories' input and decision making in the NWT integrated resource management regime.

The Policy, Legislation and Communications (PLC) division provides intergovernmental coordination for input into federal amendments to the *Mackenzie Valley Resource Management Act* (MVRMA) and its regulations, development of new regulations under the MVRMA, and represents the Department on intergovernmental working groups. PLC also provides overall leadership and strategic advice on all policies, planning initiatives, legislation, and communications, and coordinates responses to Access to Information and Privacy requests for the Department.

The Land Use and Sustainability division is responsible for strategic land use initiatives, including land use planning, on behalf of the GNWT; develops processes to support balanced decision-making; and develops and recommends policy for the management, administration and sustainable use of land to ensure maximum benefit to the people of the NWT.

The Securities and Project Assessment division is responsible for the overall coordination of GNWT participation in environmental assessments and management of environmental securities.

Lands

Planning and Coordination Operations Expenditure Summary

(thousands of dollars)

	2017-2018 Main Estimates	2016-2017 Revised Estimates	2016-2017 Main Estimates	2015-2016 Actuals
Program Detail				
Land Use Planning	1,413	1,619	1,619	1,406
Land Use Planning and Sustainability	426	483	483	284
Land Use Sustainability	907	1,098	1,098	883
Policy, Legislation and Communications	1,688	1,717	1,717	2,009
Project Assessment	966	1,001	1,001	902
Securities Coordination	912	909	909	713
	6,312	6,827	6,827	6,197
Expenditure Category				
Compensation and Benefits	4,206	4,429	4,429	4,047
Grants, Contributions and Transfers	450	500	500	546
Amortization	27	-	-	-
Computer Hardware and Software	-	-	-	13
Contract Services	1,087	1,337	1,337	1,346
Controllable Assets	-	-	-	16
Fees and Payments	54	55	55	52
Materials and Supplies	112	130	130	62
Purchased Services	27	27	27	32
Travel	349	349	349	83
	6,312	6,827	6,827	6,197

Lands

Planning and Coordination

Grants, Contributions and Transfers

(thousands of dollars)

	2017-2018 Main Estimates	2016-2017 Revised Estimates	2016-2017 Main Estimates	2015-2016 Actuals
Contributions				
Supporting Consultation for Land Use Decisions	75	75	75	87
Supporting Land Use Planning Initiatives	325	375	375	459
Supporting Sustainable Land Use Management	50	50	50	-
Total Contributions	450	500	500	546

Descriptions of Contributions

Supporting Consultation for Land Use Decisions (75) - Contributions to Aboriginal organizations, community governments, non-government organizations, and accredited academic institutions in Canada, in support of engagement on land-related decision making or policy development, including collecting information or undertaking studies or projects or participation in processes that will support engagement and/or consultation for decisions on land use in the Northwest Territories.

Supporting Land Use Planning Initiatives (325) - Contributions to Aboriginal organizations, community governments, non-government organizations, and accredited academic institutions in Canada, in support of land use planning processes and/or policy development, including collecting information, undertaking studies, projects or participating in processes that will support regional, sub-regional, or transboundary land use planning activities.

Supporting Sustainable Land Use Management (50) - Contributions to Aboriginal organizations, community governments, non-government organizations, and accredited academic institutions in Canada, in support of research, development of approaches, processes and policies in support of sustainable land use management and/or related to implementing the Land Use and Sustainability Framework, including collecting information and undertaking studies or projects or participating in processes for the development of policy or guidelines for land and resource management.

Lands

Planning and Coordination

Active Positions (Information Item)

	2017-2018				2016-2017			
	Full Time	Part Time	Seasonal	Total	Full Time	Part Time	Seasonal	Total
Regional Allocation								
Headquarters	30	-	-	30	31	-	-	31
North Slave	-	-	-	-	-	-	-	-
Tłıchǫ	-	-	-	-	-	-	-	-
South Slave	-	-	-	-	-	-	-	-
Dehcho	-	-	-	-	-	-	-	-
Sahtu	-	-	-	-	-	-	-	-
Beaufort Delta	-	-	-	-	-	-	-	-
	30	-	-	30	31	-	-	31
Community Allocation								
Headquarters	30	-	-	30	31	-	-	31
Regional Offices	-	-	-	-	-	-	-	-
Other	-	-	-	-	-	-	-	-
	30	-	-	30	31	-	-	31

Full Time and Part Time positions may be indeterminate positions with no end date of employment or for a fixed term. Regional Offices include positions located in Yellowknife Regional Offices (North Slave), Fort Smith, Hay River, Fort Simpson, Norman Wells and Inuvik.

Lands

Lease Commitments

(Information Item)

Type of Property	Community	(thousands of dollars)	
		2017-2018 Main Estimates	Future Lease Payments
Shop Space	Norman Wells	22	-
		<u>22</u>	<u>-</u>

The above leases do not include capital leases. In the event a lease is deemed to be a capital lease the associated asset is included in tangible capital assets and amortized over the useful life of the asset; and the lease is recorded as a financial liability.

The Main Estimates represent the Gross Lease amount.

Lands

Work Performed on Behalf of Others

(Information Item)

(thousands of dollars)

Items	2017-2018 Main Estimates	2016-2017 Revised Estimates	2016-2017 Main Estimates	2015-2016 Actuals
Indigenous and Northern Affairs Canada - Inuvialuit Land Claim	100	100	100	100
Indigenous and Northern Affairs Canada - Surface Rights Board	294	294	294	289
Natural Resources Canada - Geoconnections Program	-	-	-	73
	394	394	394	462

Descriptions of Work Performed on Behalf of Others

Indigenous and Northern Affairs Canada (INAC) (100) - Inuvialuit Land Claim - Under the terms of a contribution funding agreement between INAC and the Government of the Northwest Territories (GNWT), INAC will provide 2017-18 implementation funding to the GNWT to assist with Inuvialuit implementation activities pursuant to the Inuvialuit Final Agreement.

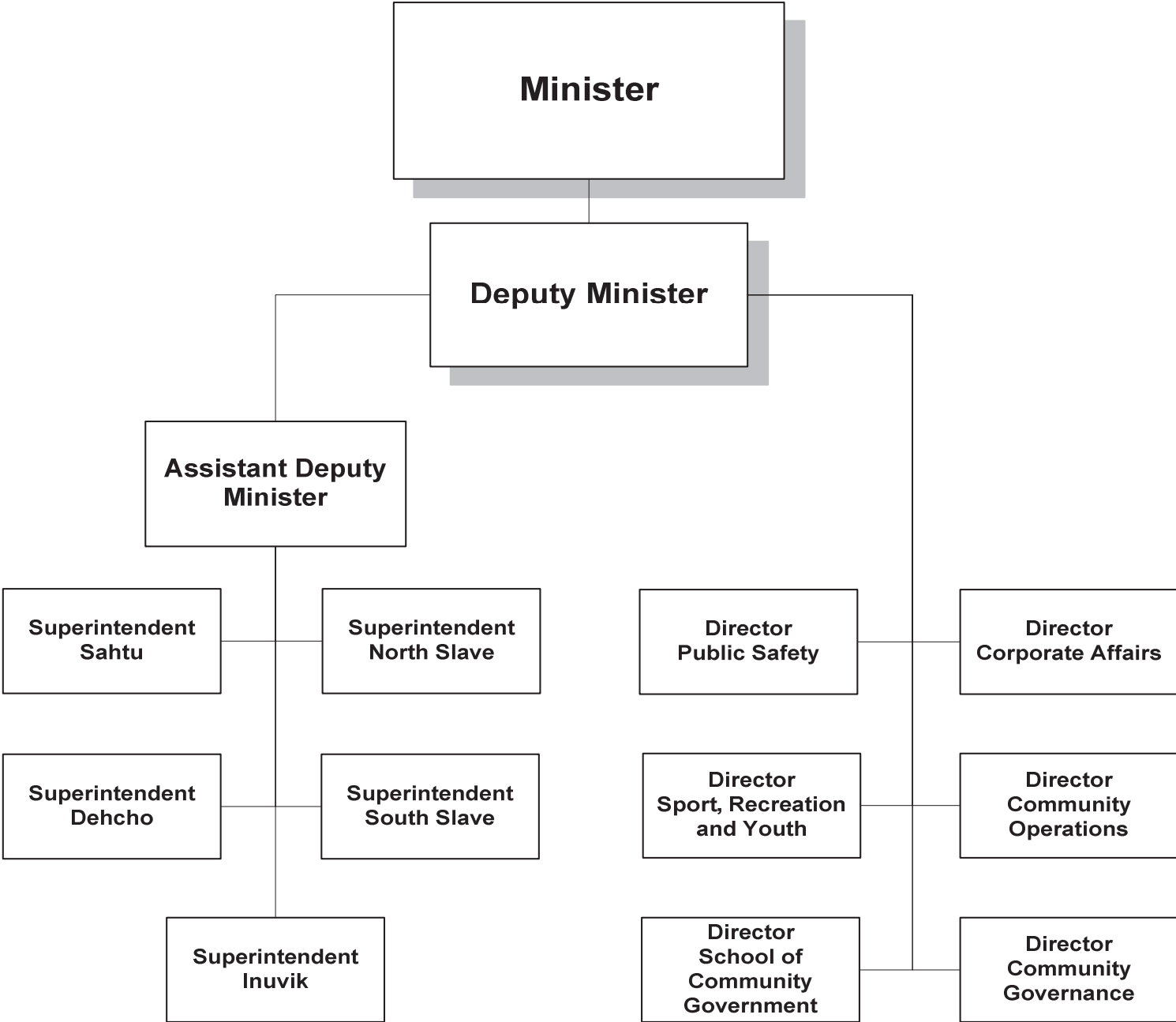
Indigenous and Northern Affairs Canada (294) - Surface Rights Board - Under the terms of a contribution funding agreement between INAC and the GNWT, INAC will provide 2017-18 funding to the GNWT to fund the Surface Rights Board to resolve disputes over the terms and conditions of access to lands, pursuant to the *Surface Rights Board Act*.

Natural Resources Canada (NRCan) - Geoconnections Program - Under the terms of a contribution funding agreement between NRCan and the GNWT, NRCan provided 2015-16 funding to the GNWT for an environmental scan on the operational use of remotely piloted aircraft systems in Canada.

Municipal and Community Affairs

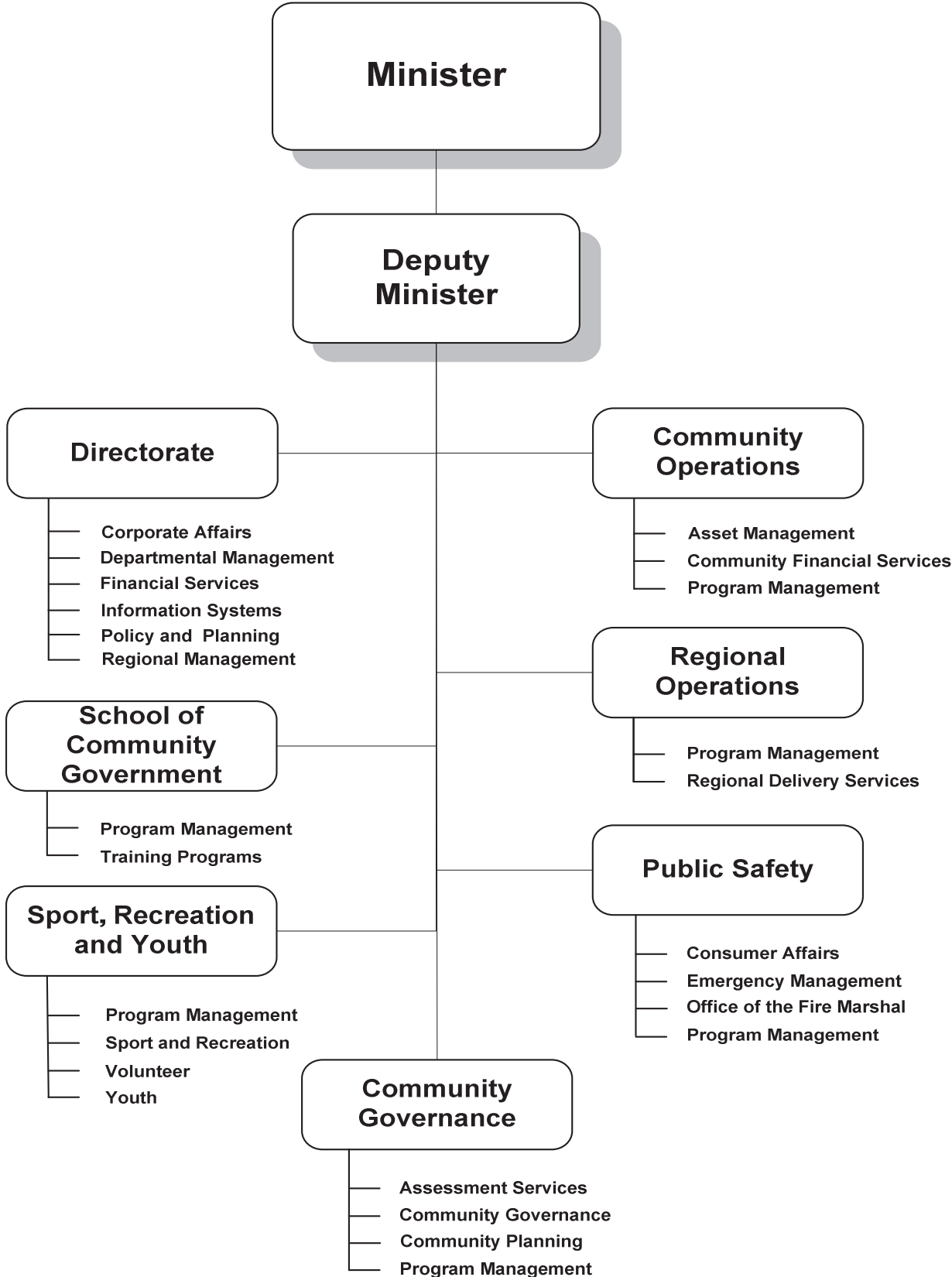
Municipal and Community Affairs

Organizational Chart



Municipal and Community Affairs

Accounting Structure Chart




Municipal and Community Affairs

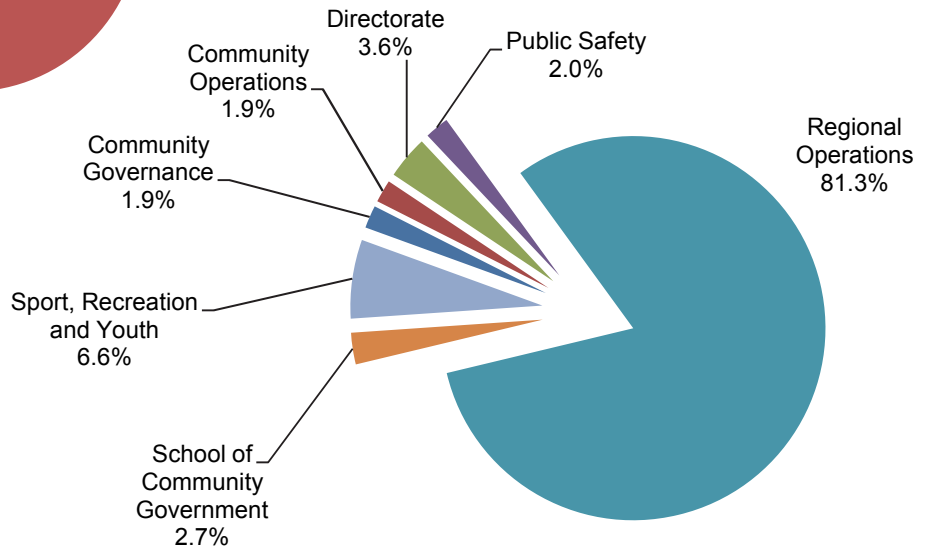
Graphs

Operations Expenditures

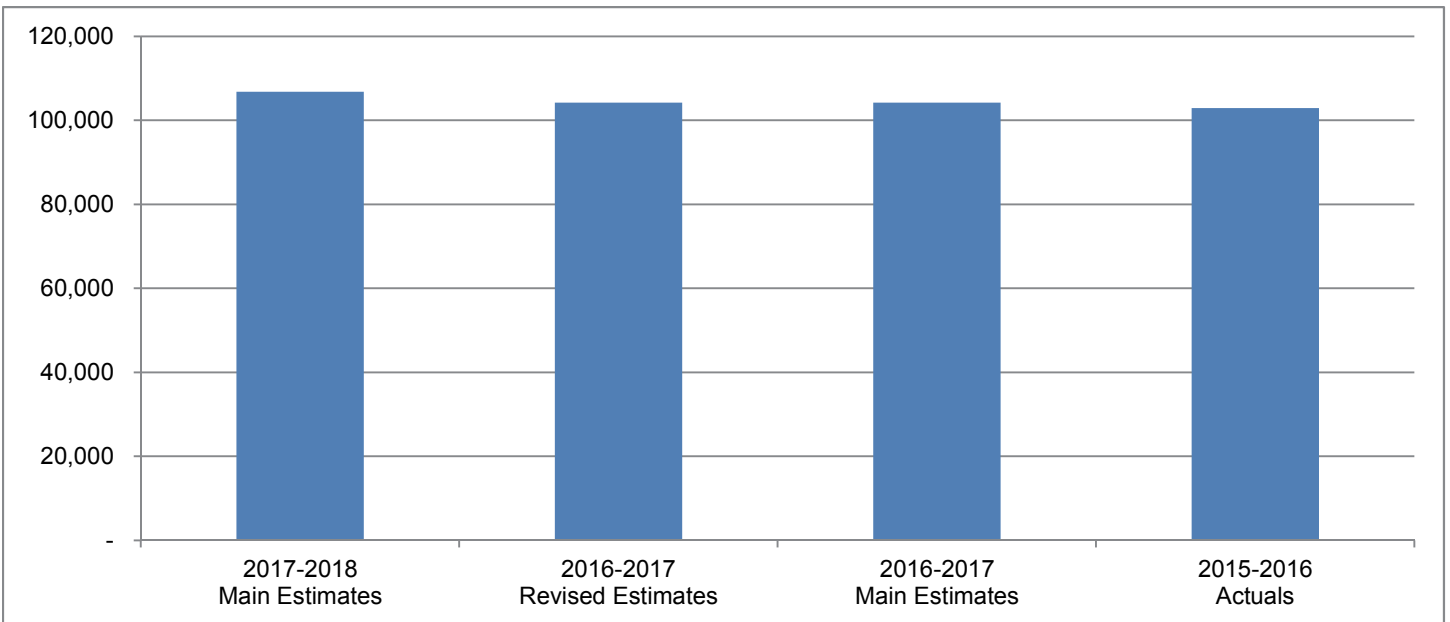
By Expenditure Category



By Activity



Operations Expenditures Comparison (thousands of dollars)



Municipal and Community Affairs

The Minister and the department are responsible for the development and maintenance of community governments, responsive and responsible to the residents, with sufficient legal authority and resources to carry out community responsibilities, to provide their public programs and services essential to good community life and to deal effectively with other governments and organizations. The Minister and department are also responsible for protecting the interests of consumers.

	(thousands of dollars)			
	2017-2018 Main Estimates	2016-2017 Revised Estimates	2016-2017 Main Estimates	2015-2016 Actuals
Activity				
Community Governance	2,036	2,262	2,262	1,851
Community Operations	2,043	2,043	2,043	1,848
Directorate	3,837	3,815	3,815	4,221
Public Safety	2,142	1,526	1,526	1,746
Regional Operations	86,755	84,842	84,842	82,676
School of Community Government	2,855	2,970	2,970	3,509
Sport, Recreation and Youth	7,092	6,742	6,742	7,074
	106,760	104,200	104,200	102,925
Expenditure Category				
Compensation and Benefits	12,569	12,878	12,878	14,162
Grants and Contributions	88,103	85,375	85,375	84,024
Amortization	20	20	20	10
Chargebacks	670	648	648	693
Computer Hardware and Software	91	87	87	211
Contract Services	2,215	2,170	2,170	1,485
Controllable Assets	-	-	-	11
Fees and Payments	68	43	43	231
Materials and Supplies	461	456	456	328
Purchased Services	602	577	577	418
Travel	1,938	1,923	1,923	1,328
Utilities	23	23	23	21
Valuation Allowances	-	-	-	3
	106,760	104,200	104,200	102,925
Total Revenues	242	700	187	524
Total Active Positions	97		100	
Infrastructure Investment	28,002	29,360	28,002	28,402

Municipal and Community Affairs

Revenue Summary

(Information Item)

(thousands of dollars)

	2017-2018 Main Estimates	2016-2017 Revised Estimates	2016-2017 Main Estimates	2015-2016 Actuals
Transfer Payments				
Capital Transfers - Building Canada Plan	-	513	-	256
General				
<i>Regulatory Revenue</i>				
Lottery Licences	50	50	50	34
Business Licences	31	31	31	66
Real Estate Agents and Salespersons	3	3	3	6
Vendor/Direct Seller Licences	13	13	13	15
Collection Agency Licenses	7	7	7	10
Plan Review Fees	70	15	15	71
Registration Fees	68	68	68	66
	242	187	187	268
	242	700	187	524

Municipal and Community Affairs

Active Position Summary

(Information Item)

Activity	2017-2018				2016-2017			
	Full Time	Part Time	Seasonal	Total	Full Time	Part Time	Seasonal	Total
Activity								
Community Governance	12	-	-	12	14	-	-	14
Community Operations	12	-	-	12	12	-	-	12
Directorate	13	-	-	13	13	-	-	13
Public Safety	8	-	-	8	7	-	-	7
Regional Operations	37	-	-	37	38	-	-	38
School of Community Government	8	-	-	8	9	-	-	9
Sport, Recreation & Youth	7	-	-	7	7	-	-	7
	97	-	-	97	100	-	-	100
Regional Allocation								
Headquarters	55	-	-	55	56	-	-	56
North Slave	5	-	-	5	5	-	-	5
Tłı̄chǫ	3	-	-	3	3	-	-	3
South Slave	9	-	-	9	10	-	-	10
Dehcho	8	-	-	8	9	-	-	9
Sahtu	8	-	-	8	8	-	-	8
Beaufort Delta	9	-	-	9	9	-	-	9
	97	-	-	97	100	-	-	100
Community Allocation								
Headquarters	55	-	-	55	56	-	-	56
Regional Offices	42	-	-	42	44	-	-	44
Other	-	-	-	-	-	-	-	-
	97	-	-	97	100	-	-	100

Full Time and Part Time positions may be indeterminate positions with no end date of employment or for a fixed term. Regional Offices include positions located in Yellowknife Regional Offices (North Slave), Fort Smith, Hay River, Fort Simpson, Norman Wells and Inuvik.

Municipal and Community Affairs

Community Governance

Activity Description

The Community Governance activity coordinates many of the functions that support the planning and management of community governments. The activity provides planning and governance advice to the department's regional offices and community governments. This activity is also responsible for the assessment of all land and improvements in the Northwest Territories.

Municipal and Community Affairs

Community Governance

Operations Expenditure Summary

(thousands of dollars)

	2017-2018 Main Estimates	2016-2017 Revised Estimates	2016-2017 Main Estimates	2015-2016 Actuals
Program Detail				
Assessment Services	1,436	1,436	1,436	1,121
Community Governance	382	382	382	145
Community Planning	54	280	280	421
Program Management	164	164	164	164
	2,036	2,262	2,262	1,851
Expenditure Category				
Compensation and Benefits	1,443	1,669	1,669	1,324
Computer Hardware and Software	6	6	6	22
Contract Services	444	444	444	410
Fees and Payments	-	-	-	6
Materials and Supplies	16	16	16	15
Purchased Services	7	7	7	12
Travel	120	120	120	62
	2,036	2,262	2,262	1,851

Municipal and Community Affairs

Community Governance

Active Positions

	2017-2018				2016-2017			
	Full Time	Part Time	Seasonal	Total	Full Time	Part Time	Seasonal	Total
Regional Allocation								
Headquarters	12	-	-	12	14	-	-	14
North Slave	-	-	-	-	-	-	-	-
Tłıchǫ	-	-	-	-	-	-	-	-
South Slave	-	-	-	-	-	-	-	-
Dehcho	-	-	-	-	-	-	-	-
Sahtu	-	-	-	-	-	-	-	-
Beaufort Delta	-	-	-	-	-	-	-	-
	12	-	-	12	14	-	-	14
Community Allocation								
Headquarters	12	-	-	12	14	-	-	14
Regional Offices	-	-	-	-	-	-	-	-
Other	-	-	-	-	-	-	-	-
	12	-	-	12	14	-	-	14

Full Time and Part Time positions may be indeterminate positions with no end date of employment or for a fixed term. Regional Offices include positions located in Yellowknife Regional Offices (North Slave), Fort Smith, Hay River, Fort Simpson, Norman Wells and Inuvik.

Municipal and Community Affairs

Community Operations

Activity Description

The Community Operations activity coordinates many of the functions that support the operations and administration of community governments. The activity provides planning and technical advice to the department's regional offices and community governments as well as representing the interests of community governments on regulatory requirements and standards related to financial reporting and asset management.

Municipal and Community Affairs

Community Operations

Operations Expenditure Summary

(thousands of dollars)

	2017-2018 Main Estimates	2016-2017 Revised Estimates	2016-2017 Main Estimates	2015-2016 Actuals
Program Detail				
Asset Management	951	951	951	995
Community Financial Services	610	610	610	338
Program Management	482	482	482	515
	2,043	2,043	2,043	1,848
Expenditure Category				
Compensation and Benefits	1,436	1,436	1,436	1,479
Grants, Contributions and Transfers	135	135	135	94
Computer Hardware and Software	12	12	12	43
Contract Services	156	156	156	53
Controllable Assets	-	-	-	2
Fees and Payments	-	-	-	12
Materials and Supplies	38	38	38	43
Purchased Services	55	55	55	19
Travel	211	211	211	103
	2,043	2,043	2,043	1,848

Municipal and Community Affairs

Community Operations

Grants, Contributions and Transfers

(thousands of dollars)

	2017-2018 Main Estimates	2016-2017 Revised Estimates	2016-2017 Main Estimates	2015-2016 Actuals
Contributions				
Assistance to Community Governments	-	-	-	15
Community Financial Services Contributions	135	135	135	69
Management of Drinking Water in the NWT	-	-	-	10
	135	135	135	94
Total Contributions	135	135	135	94

Descriptions of Contributions

Assistance to Community Governments - to support NWT organizations providing assistance to community governments.

Community Financial Services Contributions (135) - to assist communities in maintaining an adequate level of financial services in the event of a temporary shortage of qualified staff.

Management of Drinking Water in the NWT - to provide assistance to communities as they apply for water licences.

Municipal and Community Affairs

Community Operations

Active Positions

	2017-2018				2016-2017			
	Full Time	Part Time	Seasonal	Total	Full Time	Part Time	Seasonal	Total
Regional Allocation								
Headquarters	12	-	-	12	12	-	-	12
North Slave	-	-	-	-	-	-	-	-
Tłı̨chǫ	-	-	-	-	-	-	-	-
South Slave	-	-	-	-	-	-	-	-
Dehcho	-	-	-	-	-	-	-	-
Sahtu	-	-	-	-	-	-	-	-
Beaufort Delta	-	-	-	-	-	-	-	-
	12	-	-	12	12	-	-	12
Community Allocation								
Headquarters	12	-	-	12	12	-	-	12
Regional Offices	-	-	-	-	-	-	-	-
Other	-	-	-	-	-	-	-	-
	12	-	-	12	12	-	-	12

Full Time and Part Time positions may be indeterminate positions with no end date of employment or for a fixed term. Regional Offices include positions located in Yellowknife Regional Offices (North Slave), Fort Smith, Hay River, Fort Simpson, Norman Wells and Inuvik.

Municipal and Community Affairs

Directorate

Activity Description

The Directorate is responsible for the overall management of the department, managing human and financial resources and providing overall direction and planning. The Directorate also coordinates the development and the implementation of the department's strategies with the senior management team and links the department's activity to the goals of the Minister and government. Regional Management oversees operations in the regional offices.

Municipal and Community Affairs

Directorate

Operations Expenditure Summary

(thousands of dollars)

	2017-2018 Main Estimates	2016-2017 Revised Estimates	2016-2017 Main Estimates	2015-2016 Actuals
Program Detail				
Corporate Affairs	476	476	476	600
Departmental Management	1,108	1,108	1,108	1,158
Financial Services	497	497	497	600
Information Systems	900	878	878	903
Policy and Planning	629	629	629	635
Regional Management	227	227	227	325
	3,837	3,815	3,815	4,221
Expenditure Category				
Compensation and Benefits	2,032	2,032	2,032	2,663
Grants, Contributions and Transfers	460	460	460	505
Chargebacks	670	648	648	693
Computer Hardware and Software	5	5	5	65
Contract Services	264	264	264	90
Controllable Assets	-	-	-	1
Fees and Payments	-	-	-	19
Materials and Supplies	68	68	68	31
Purchased Services	185	185	185	63
Travel	153	153	153	88
Valuation Allowances	-	-	-	3
	3,837	3,815	3,815	4,221

Municipal and Community Affairs

Directorate

Grants, Contributions and Transfers

(thousands of dollars)

	2017-2018 Main Estimates	2016-2017 Revised Estimates	2016-2017 Main Estimates	2015-2016 Actuals
Contributions				
Assistance to Community Governments	-	-	-	12
Partners Contribution Funding	460	460	460	493
Total Contributions	460	460	460	505

Descriptions of Contributions

Assistance to Community Governments - to support NWT organizations providing assistance to community governments.

Partners Contribution Funding (460) - Contribution funding provided to NWT Association of Communities, Local Government Administrators of the NWT and Arctic Energy Alliance who work in partnership with the Department to achieve the Department's mission and goals.

Municipal and Community Affairs

Directorate

Active Positions

	2017-2018				2016-2017			
	Full Time	Part Time	Seasonal	Total	Full Time	Part Time	Seasonal	Total
Regional Allocation								
Headquarters	13	-	-	13	13	-	-	13
North Slave	-	-	-	-	-	-	-	-
Tłıchǫ	-	-	-	-	-	-	-	-
South Slave	-	-	-	-	-	-	-	-
Dehcho	-	-	-	-	-	-	-	-
Sahtu	-	-	-	-	-	-	-	-
Beaufort Delta	-	-	-	-	-	-	-	-
	13	-	-	13	13	-	-	13
Community Allocation								
Headquarters	13	-	-	13	13	-	-	13
Regional Offices	-	-	-	-	-	-	-	-
Other	-	-	-	-	-	-	-	-
	13	-	-	13	13	-	-	13

Full Time and Part Time positions may be indeterminate positions with no end date of employment or for a fixed term. Regional Offices include positions located in Yellowknife Regional Offices (North Slave), Fort Smith, Hay River, Fort Simpson, Norman Wells and Inuvik.

Municipal and Community Affairs

Public Safety

Activity Description

The Public Safety activity coordinates key regulatory programs and services within the department that support the safety and protection of residents of the Northwest Territories. This includes the Office of the Fire Marshal as well as territorial, regional, and community emergency management and planning.

Municipal and Community Affairs

Public Safety

Operations Expenditure Summary

(thousands of dollars)

	2017-2018 Main Estimates	2016-2017 Revised Estimates	2016-2017 Main Estimates	2015-2016 Actuals
Program Detail				
Consumer Affairs	150	150	150	150
Emergency Management	315	315	315	287
Office of the Fire Marshal	483	483	483	551
Program Management	1,194	578	578	758
	2,142	1,526	1,526	1,746
Expenditure Category				
Compensation and Benefits	1,013	881	881	1,190
Grants, Contributions and Transfers	550	185	185	375
Computer Hardware and Software	9	5	5	12
Contract Services	305	260	260	29
Fees and Payments	25	-	-	14
Materials and Supplies	55	50	50	32
Purchased Services	30	5	5	49
Travel	155	140	140	45
	2,142	1,526	1,526	1,746

Municipal and Community Affairs

Public Safety

Grants, Contributions and Transfers

(thousands of dollars)

	2017-2018 Main Estimates	2016-2017 Revised Estimates	2016-2017 Main Estimates	2015-2016 Actuals
Contributions				
911 Service Implementation	365	-	-	-
Assistance to Community Governments	-	-	-	9
Ground Ambulance and Highway Rescue	185	185	185	366
Total Contributions	550	185	185	375

Descriptions of Contributions

911 Service Implementation (365) - to support building retrofit, communication equipment and furniture in set-up of 911 Service Dispatch Facility.

Assistance to Community Governments - to support NWT organizations providing assistance to community governments.

Ground Ambulance and Highway Rescue (185) - to enhance capacity in the areas of ground ambulance and highway rescue.

Municipal and Community Affairs

Public Safety

Active Positions

	2017-2018				2016-2017			
	Full Time	Part Time	Seasonal	Total	Full Time	Part Time	Seasonal	Total
Regional Allocation								
Headquarters	8	-	-	8	7	-	-	7
North Slave	-	-	-	-	-	-	-	-
Tłı̄chǫ	-	-	-	-	-	-	-	-
South Slave	-	-	-	-	-	-	-	-
Dehcho	-	-	-	-	-	-	-	-
Sahtu	-	-	-	-	-	-	-	-
Beaufort Delta	-	-	-	-	-	-	-	-
	8	-	-	8	7	-	-	7
Community Allocation								
Headquarters	8	-	-	8	7	-	-	7
Regional Offices	-	-	-	-	-	-	-	-
Other	-	-	-	-	-	-	-	-
	8	-	-	8	7	-	-	7

Full Time and Part Time positions may be indeterminate positions with no end date of employment or for a fixed term. Regional Offices include positions located in Yellowknife Regional Offices (North Slave), Fort Smith, Hay River, Fort Simpson, Norman Wells and Inuvik.

Municipal and Community Affairs

Regional Operations

Activity Description

Regional offices are responsible for the coordination, implementation and delivery of most of the Department's programs and services to community governments and other stakeholders at the regional level. Regional staff provide advice and support to community governments on a range of issues and topics. They advise community governments on governance, budgeting, debt recovery, and sound financial management and reporting. They support community governments in the planning exercises for land use, emergency management, capital investment and asset management. They have a key role as the primary contact working with community governments to support them in developing good governance and operational practices. They also play a role with other government agencies in an effort to support the community governments. Regional Operations holds responsibility for the delivery for federal infrastructure programs. Implementation of the programs, oversight and reporting on use of federal funds is primarily collected through the regional offices with support from headquarters.

Municipal and Community Affairs

Regional Operations

Operations Expenditure Summary

(thousands of dollars)

	2017-2018 Main Estimates	2016-2017 Revised Estimates	2016-2017 Main Estimates	2015-2016 Actuals
Program Detail				
Program Management	83,573	81,545	81,545	79,835
Regional Delivery Services	3,182	3,297	3,297	2,841
	86,755	84,842	84,842	82,676
Expenditure Category				
Compensation and Benefits	4,706	4,821	4,821	4,916
Grants, Contributions and Transfers	81,081	79,053	79,053	77,230
Amortization	10	10	10	10
Computer Hardware and Software	36	36	36	4
Contract Services	74	74	74	66
Controllable Assets	-	-	-	3
Fees and Payments	4	4	4	6
Materials and Supplies	98	98	98	62
Purchased Services	157	157	157	138
Travel	566	566	566	222
Utilities	23	23	23	19
	86,755	84,842	84,842	82,676

Municipal and Community Affairs

Regional Operations

Grants, Contributions and Transfers

(thousands of dollars)

	2017-2018 Main Estimates	2016-2017 Revised Estimates	2016-2017 Main Estimates	2015-2016 Actuals
Community Government Grants				
Additional Funding (Designated Authority)	624	624	624	1,424
Community Government Funding	48,303	47,775	47,775	46,809
Déline Self-Government Grant	2,958	2,124	2,124	2,077
Grant-in-Lieu of Taxes	6,962	6,962	6,962	6,843
New Deal Taxation Revenue Program	565	475	475	564
Senior Citizens and Disabled Persons Property Tax Relief	557	557	557	615
	59,969	58,517	58,517	58,332
Community Government Contributions				
Recreation Funding	825	825	825	746
Water and Sewer Services Funding	18,712	18,136	18,136	17,000
Other Contributions				
Children and Youth Resiliency Program	450	450	450	266
Regional Youth Sport Events	400	400	400	327
Youth Contribution Programs	225	225	225	172
Youth Corps	500	500	500	387
	21,112	20,536	20,536	18,898
Total Grants and Contributions	81,081	79,053	79,053	77,230

Descriptions of Grants and Contributions

Additional Funding (Designated Authority) (624) - Grants to eligible community governments to assist with mobile equipment and utility costs.

Community Government Funding (48,303) - Formula based funding to eligible community governments to assist them with providing municipal services.

Déline Self-Government Grant (2,958) - Implementation of the Deline Final Self-Government Agreement.

Grant-in-Lieu of Taxes (6,962) - Grants provided to tax based communities in lieu of property taxes.

New Deal Taxation Revenue Program (565) - Grants to community governments under the Property Taxation Revenue Grant Program equivalent to the actual amount of property taxes collected in the prior taxation year minus administration fees.

Municipal and Community Affairs

Regional Operations

Grants, Contributions and Transfers

Senior Citizens and Disabled Persons Property Tax Relief (557) - Matching grants to tax based communities.

Recreation Funding (825) - Contributions to community governments to offer recreation, sport and physical activity programs which encourage residents to become more physically active.

Water and Sewer Services Funding (18,712) - To provide funding to support community governments with the provision of water and sewer services.

Children and Youth Resiliency Program (450) - Contributions to community governments or other organizations to support programs that encourage physical literacy and resiliency in children and youth.

Regional Youth Sport Events (400) - Funding to support regionally based youth sport or multisport events.

Youth Contribution Programs (225) - Contributions to community or regional level youth serving organizations to offer short duration programs and services that encourage youth leadership development.

Youth Corps (500) - Contributions to community or regional level youth serving organizations for longer term programs and services that include youth leadership development, healthy choices and volunteer development components.

Municipal and Community Affairs

Regional Operations

Active Positions

	2017-2018				2016-2017			
	Full Time	Part Time	Seasonal	Total	Full Time	Part Time	Seasonal	Total
Regional Allocation								
Headquarters	-	-	-	-	-	-	-	-
North Slave	4	-	-	4	4	-	-	4
Tłıchǫ	3	-	-	3	3	-	-	3
South Slave	8	-	-	8	8	-	-	8
Dehcho	7	-	-	7	8	-	-	8
Sahtu	7	-	-	7	7	-	-	7
Beaufort Delta	8	-	-	8	8	-	-	8
	37	-	-	37	38	-	-	38
Community Allocation								
Headquarters	-	-	-	-	-	-	-	-
Regional Offices	37	-	-	37	38	-	-	38
Other	-	-	-	-	-	-	-	-
	37	-	-	37	38	-	-	38

Full Time and Part Time positions may be indeterminate positions with no end date of employment or for a fixed term. Regional Offices include positions located in Yellowknife Regional Offices (North Slave), Fort Smith, Hay River, Fort Simpson, Norman Wells and Inuvik.

Municipal and Community Affairs

School of Community Government

Activity Description

The School of Community Government (SCG) supports community government capacity building for community elected officials and community government staff. The SCG provides training, development opportunities and resources in broad areas of community government responsibilities including: governance, management, finance, infrastructure, bylaw enforcement, fire protection, water and waste water, emergency management, recreation, asset management and first responder. The SCG provides an integrated approach to local governance capacity building through partnerships with government departments, Aboriginal and territorial organizations, professional associations, and educational institutes. The SCG also manages several support programs that include occupational standards, certification and the Public Sector capacity initiatives.

Municipal and Community Affairs

School of Community Government

Operations Expenditure Summary

(thousands of dollars)

	2017-2018 Main Estimates	2016-2017 Revised Estimates	2016-2017 Main Estimates	2015-2016 Actuals
Program Detail				
Program Management	982	1,097	1,097	1,381
Training Programs	1,873	1,873	1,873	2,128
	2,855	2,970	2,970	3,509
Expenditure Category				
Compensation and Benefits	1,023	1,123	1,123	1,328
Grants, Contributions and Transfers	565	580	580	855
Amortization	10	10	10	-
Computer Hardware and Software	-	-	-	63
Contract Services	786	786	786	778
Fees and Payments	-	-	-	74
Materials and Supplies	76	76	76	94
Purchased Services	118	118	118	74
Travel	277	277	277	236
Utilities	-	-	-	2
	2,855	2,970	2,970	3,509

Municipal and Community Affairs

School of Community Government

Grants, Contributions and Transfers

(thousands of dollars)

	2017-2018 Main Estimates	2016-2017 Revised Estimates	2016-2017 Main Estimates	2015-2016 Actuals
Contributions				
A Brilliant North	565	580	580	528
Assistance to Community Governments	-	-	-	327
Total Contributions	565	580	580	855

Descriptions of Contributions

A Brilliant North (565) - To provide funding to implement the "Improve Community Capacity" initiative.

Assistance to Community Governments - to support NWT organizations providing assistance to community governments.

Municipal and Community Affairs

School of Community Government

Active Positions

	2017-2018				2016-2017			
	Full Time	Part Time	Seasonal	Total	Full Time	Part Time	Seasonal	Total
Regional Allocation								
Headquarters	3	-	-	3	3	-	-	3
North Slave	1	-	-	1	1	-	-	1
Tłı̨chǫ	-	-	-	-	-	-	-	-
South Slave	1	-	-	1	2	-	-	2
Dehcho	1	-	-	1	1	-	-	1
Sahtu	1	-	-	1	1	-	-	1
Beaufort Delta	1	-	-	1	1	-	-	1
	8	-	-	8	9	-	-	9
Community Allocation								
Headquarters	3	-	-	3	3	-	-	3
Regional Offices	5	-	-	5	6	-	-	6
Other	-	-	-	-	-	-	-	-
	8	-	-	8	9	-	-	9

Full Time and Part Time positions may be indeterminate positions with no end date of employment or for a fixed term. Regional Offices include positions located in Yellowknife Regional Offices (North Slave), Fort Smith, Hay River, Fort Simpson, Norman Wells and Inuvik.

Municipal and Community Affairs

Sport, Recreation and Youth

Activity Description

Sport, Recreation and Youth provides advice and assistance regarding sport, physical activity and recreation programs and represents the GNWT in its work with non-government organization stakeholders. The activity also coordinates volunteer recognition programs and assists with the promotion of volunteerism.

The Youth Secretariat within the division assists the Minister Responsible for Youth to promote youth development initiatives and acts as a first point of contact for youth issues within the GNWT.

Municipal and Community Affairs

Sport, Recreation and Youth

Operations Expenditure Summary

(thousands of dollars)

	2017-2018 Main Estimates	2016-2017 Revised Estimates	2016-2017 Main Estimates	2015-2016 Actuals
Program Detail				
Program Management	5,694	5,344	5,344	5,400
Sport and Recreation	363	363	363	589
Volunteer	216	216	216	202
Youth	819	819	819	883
	7,092	6,742	6,742	7,074
Expenditure Category				
Compensation and Benefits	916	916	916	1,262
Grants, Contributions and Transfers	5,312	4,962	4,962	4,965
Computer Hardware and Software	23	23	23	2
Contract Services	186	186	186	59
Fees and Payments	39	39	39	100
Materials and Supplies	110	110	110	51
Purchased Services	50	50	50	63
Travel	456	456	456	572
	7,092	6,742	6,742	7,074

Municipal and Community Affairs

Sport, Recreation and Youth

Grants, Contributions and Transfers

(thousands of dollars)

	2017-2018 Main Estimates	2016-2017 Revised Estimates	2016-2017 Main Estimates	2015-2016 Actuals
Grants				
High Performance Athlete Grant	100	100	100	57
Contributions				
Annual Non-Government Organization Stabilization Fund	350	350	350	312
Arctic Winter Games 2018 Host Society	1,500	1,000	1,000	1,000
Assistance to Community Governments	-	-	-	5
Get Active NWT	100	100	100	100
Healthy Choices Initiative	765	765	765	757
Multisport Games	500	650	650	650
Pan Territorial Sport Program	272	272	272	272
Recreation Contributions	450	450	450	649
Volunteer Contributions	70	70	70	43
Volunteer Recognition	30	30	30	4
Youth Centres	500	500	500	486
Youth Corps	675	675	675	630
	5,212	4,862	4,862	4,908
Total Grants and Contributions	5,312	4,962	4,962	4,965

Descriptions of Grants and Contributions

High Performance Athlete Grant (100) - A grant to NWT athletes achieving high performance standards within their sport.

Annual Non-Government Organization Stabilization Fund (350) - Short-term funding to support non-government organizations to stabilize operations or develop their capacity to manage programs and services.

Arctic Winter Games 2018 Host Society (1,500) - Funding to support hosting costs for the 2018 Arctic Winter Games in the Northwest Territories.

Assistance to Community Governments - to support NWT organizations providing assistance to community governments.

Get Active NWT (100) - Funds to encourage community groups to organize local events to assist residents to become more physically active.

Healthy Choices Initiative (765) - Funds to support the implementation of an active after school physical activity program.

Municipal and Community Affairs

Sport, Recreation and Youth

Grants, Contributions and Transfers

Multisport Games (500) - To provide funding to support team NWT participation in major sporting events.

Pan Territorial Sport Program (272) - Contributions to Sport & Recreation partners to support community sports programs.

Recreation Contributions (450) - Contributions to territorial sport or recreation organizations to expand programs and services which encourage residents to become more physically active.

Volunteer Contributions (70) - Funding to assist non-profit non-government agencies with training for volunteers.

Volunteer Recognition (30) - Funding to assist community governments to promote and encourage community volunteerism through planned community recognition events.

Youth Centres (500) - Contributions to community governments or other organizations who operate local youth centres providing healthy lifestyle programming.

Youth Corps (675) - Contributions to territorial level youth serving organizations for longer term programs and services that include youth leadership development, healthy choices and volunteer development components.

Municipal and Community Affairs

Sport, Recreation and Youth

Active Positions

	2017-2018				2016-2017			
	Full Time	Part Time	Seasonal	Total	Full Time	Part Time	Seasonal	Total
Regional Allocation								
Headquarters	7	-	-	7	7	-	-	7
North Slave	-	-	-	-	-	-	-	-
Tłıchǫ	-	-	-	-	-	-	-	-
South Slave	-	-	-	-	-	-	-	-
Dehcho	-	-	-	-	-	-	-	-
Sahtu	-	-	-	-	-	-	-	-
Beaufort Delta	-	-	-	-	-	-	-	-
	7	-	-	7	7	-	-	7
Community Allocation								
Headquarters	7	-	-	7	7	-	-	7
Regional Offices	-	-	-	-	-	-	-	-
Other	-	-	-	-	-	-	-	-
	7	-	-	7	7	-	-	7

Full Time and Part Time positions may be indeterminate positions with no end date of employment or for a fixed term. Regional Offices include positions located in Yellowknife Regional Offices (North Slave), Fort Smith, Hay River, Fort Simpson, Norman Wells and Inuvik.

Municipal and Community Affairs

Work Performed on Behalf of Others

(Information Item)

(thousands of dollars)

Items	2017-2018	2016-2017	2016-2017	2015-2016
	Main Estimates	Revised Estimates	Main Estimates	Actuals
Beaufort Delta Finance Training	-	54	-	64
Designated Authority Council Training	-	180	-	68
Emergency Management Development	77	75	75	74
Gas Tax	15,750	22,704	15,750	14,570
Gwich'in Implementation	2	23	2	-
New Building Canada Plan - Small Community Fund	3,963	13,954	13,954	-
Pan Territorial Sport Strategy	252	455	252	149
Sahtu Implementation	2	24	2	-
Search and Rescue	-	21	21	123
Tłı̄chǫ Implementation Funding	65	328	64	91
	20,111	37,818	30,120	15,139

Descriptions of Work Performed on Behalf of Others

Beaufort Delta Finance Training - An agreement with the Inuvialuit Regional Corporation to provide training and development in the area of finance to community governments in the Beaufort Delta Region.

Designated Authority Council Training - An agreement with Indian Affairs and Northern Development, Government of Canada, to support training and development of Band Governments.

Emergency Management Development (77) - An agreement with Indian Affairs and Northern Development, Government of Canada, to support emergency management development on-reserve.

Gas Tax (15,750) - An agreement with Infrastructure Canada, Government of Canada, for the transfer of federal gas tax revenues to municipal governments.

Gwich'in Implementation (2) - Under the terms of a 10-year Bilateral Funding Agreement between Department of Aboriginal Affairs and Northern Development Canada and the Government of the Northwest Territories, Canada will provide a grant payment to the Government of the Northwest Territories to assist with Gwich'in implementation activities pursuant to the Gwich'in Implementation Plan.

New Building Canada Plan - Small Community Fund (3,963) - An agreement with Government of Canada, for New Building Canada Plan funding to provide \$1 billion over 10 years towards the Small Community Fund for projects in smaller communities that address local priorities while contributing to national or regional objectives, and support economic growth, a clean environment and stronger communities.

Pan Territorial Sport Strategy (252) - The Government of the Northwest Territories in conjunction with the Governments of Nunavut and Yukon have entered into a bilateral agreement to advance sport participation, to enhance the capacity of territorial aboriginal sport bodies and to increase aboriginal sport participation.

Municipal and Community Affairs

Work Performed on Behalf of Others

(Information Item)

Sahtu Implementation (2) - Under the terms of a 10-year Bilateral Funding Agreement between Department of Aboriginal Affairs and Northern Development Canada and the Government of the Northwest Territories, Canada will provide a grant payment to the Government of the Northwest Territories to assist with Sahtu implementation activities pursuant to the Sahtu Implementation Plan.

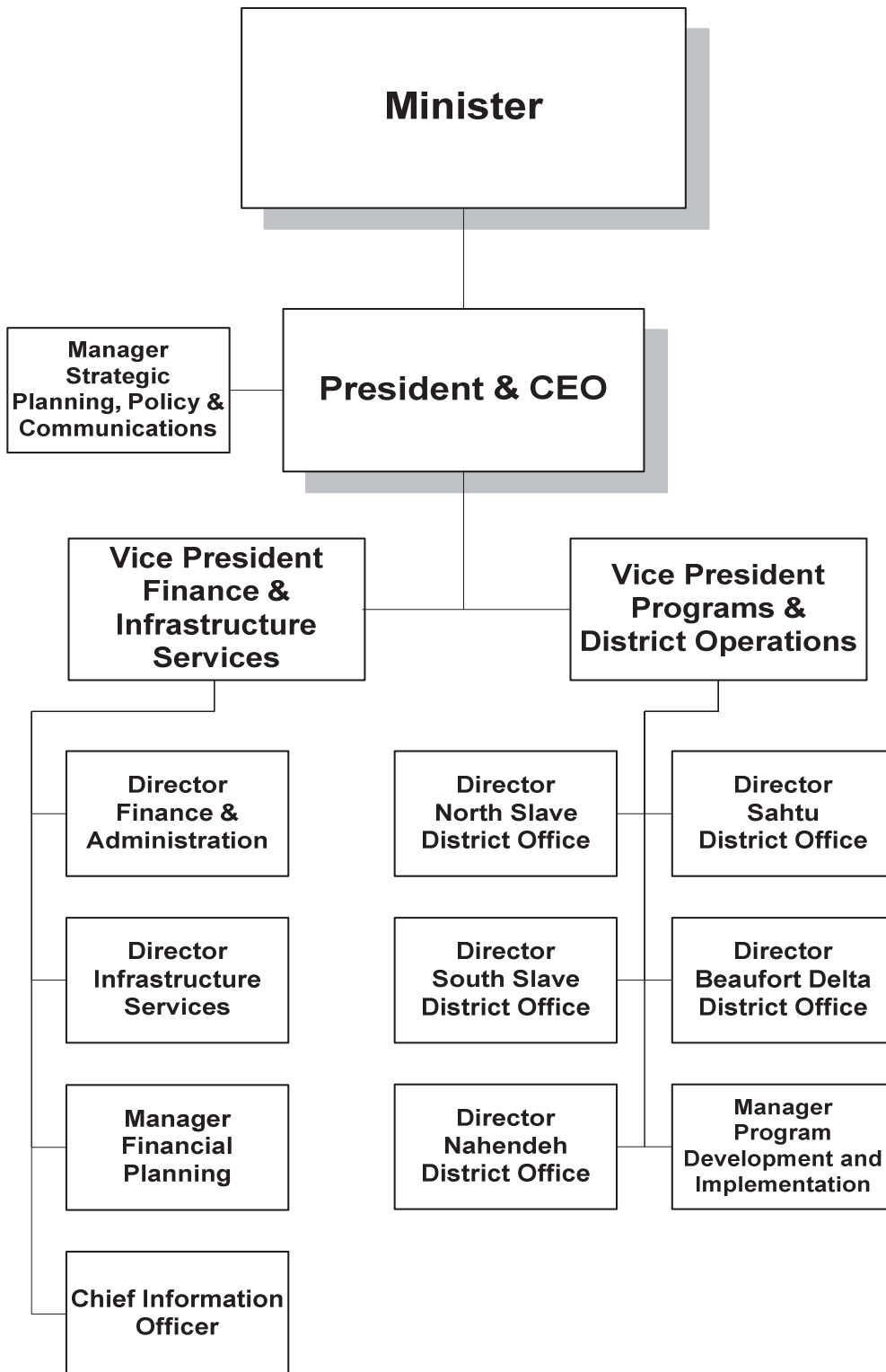
Search and Rescue - Enhancements to the Inuvik Ground Search and Rescue Program.

Tłıchǫ Implementation Funding (65) - Under the terms of a 10-year Bilateral Funding Agreement between Department of Aboriginal Affairs and Northern Development Canada and the Government of the Northwest Territories, Canada will provide a grant payment to the Government of the Northwest Territories to assist with Tłıchǫ implementation activities pursuant to the Tłıchǫ Implementation Plan.

NWT Housing Corporation

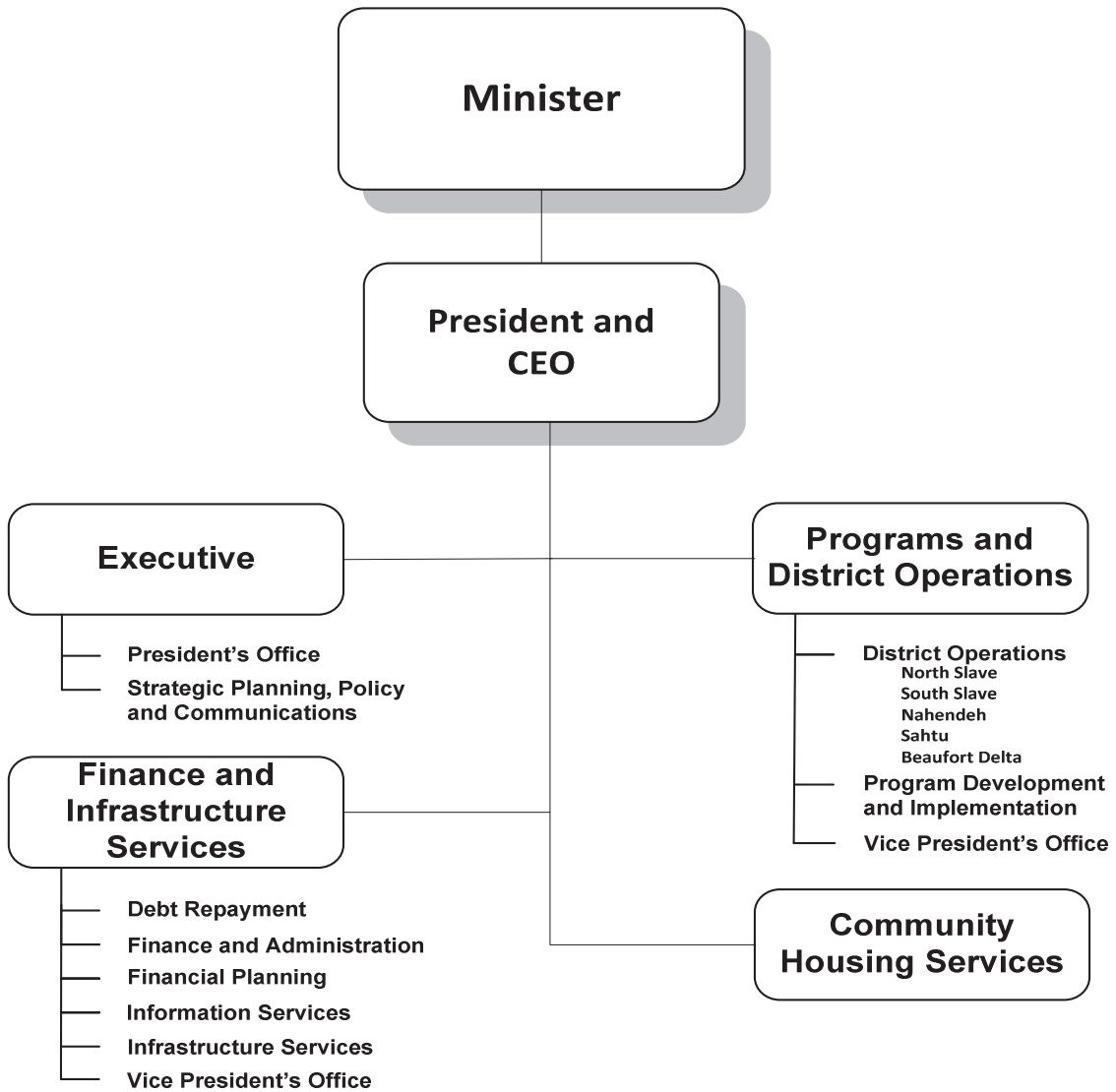
NWT Housing Corporation

Organizational Chart



NWT Housing Corporation

Accounting Structure Chart



NWT Housing Corporation
Financial Summary Information

(Information Item)

(thousands of dollars)

	2017-2018 Main Estimates	2016-2017 Revised Estimates	2016-2017 Main Estimates	2015-2016 Actuals
Expenditures				
General Operations				
Community Housing Services	56,062	56,251	56,251	59,600
Unilateral CMHC Programs	3,268	3,270	3,270	2,621
Non-Residential Building Operations	68	68	68	60
Transitional Rent Supplement Program	600	900	900	329
Homelessness Fund	1,386	1,771	1,771	367
Compensation and Benefits	13,683	14,031	14,031	15,022
Other Administrative Expenses	4,702	4,778	4,778	4,256
Mortgage Payments - Social Housing Agreement	6,250	6,451	6,451	6,480
Amortization	15,550	14,560	14,560	12,840
	101,569	102,080	102,080	101,575
Capital and Financing				
Capital Acquisition Plan	24,302	44,913	37,527	40,102
Minor Capital Homeownership	7,017	6,517	6,517	3,045
Rental Housing in Rural & Remote	-	783	783	-
	31,319	52,213	44,827	43,147
Total Expenditures	132,888	154,293	146,907	144,722
Financing Sources				
CMHC AHI & Renovations Programs	10,632	13,468	18,468	1,870
CMHC Recoveries Capital Improvements	1,294	1,364	1,364	1,456
CMHC Recoveries Unilateral Programs	3,916	3,918	3,918	3,922
CMHC Recoveries O&M Programs	9,262	9,970	9,970	10,097
CMHC Recoveries Debt Repayment	4,910	4,946	4,946	5,033
	30,014	33,666	38,666	22,378
Sale of Housing Packages and Other Recoveries	1,875	1,845	1,845	1,808
Community Housing Rent Revenue	9,065	9,009	9,009	9,467
Other O&M Revenues	765	700	700	1,446
Lease Revenue	676	425	425	590
Deferred Capital	-	12,386	-	-
Non Cash Item - Amortization	15,550	14,560	14,560	12,840
GNWT Contribution	74,943	81,702	81,702	85,770
Total Revenue	132,888	154,293	146,907	134,299
Surplus(Deficit)	-	-	-	(10,423)

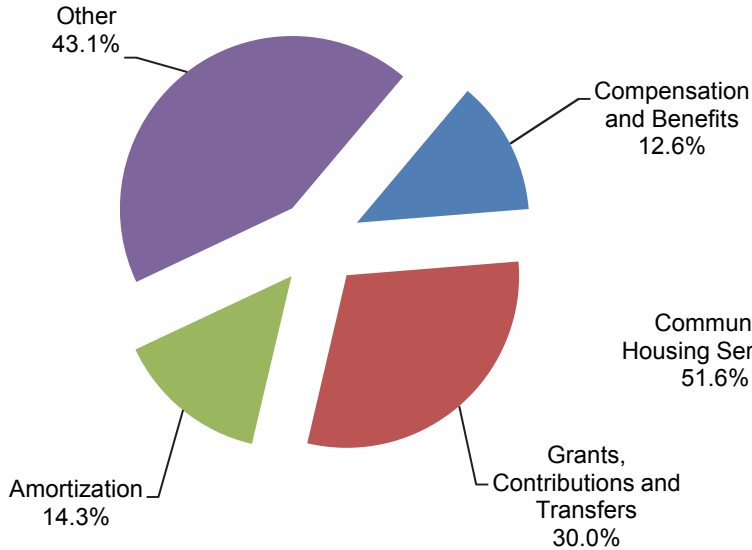
The Financial Summary reflects the 2017-2018 planned expenditures of the Northwest Territories Housing Corporation for general operations and for capital and financing programs, including the Infrastructure Acquisition Plan. The financing for these expenditures includes funding from the Canada Mortgage and Housing Corporation and various other sources. This information is intended for review purposes only and with a net contribution of \$74,943,000 provided by the Government of the Northwest Territories, through our sponsoring department, the Department of Finance.

NWT Housing Corporation

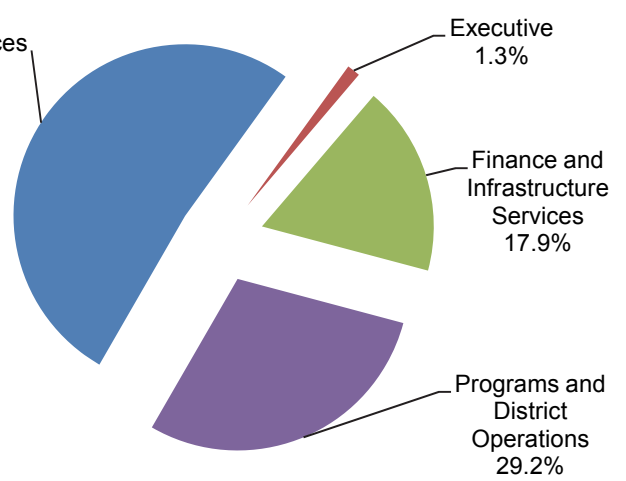
Graphs

Operations Expenditures

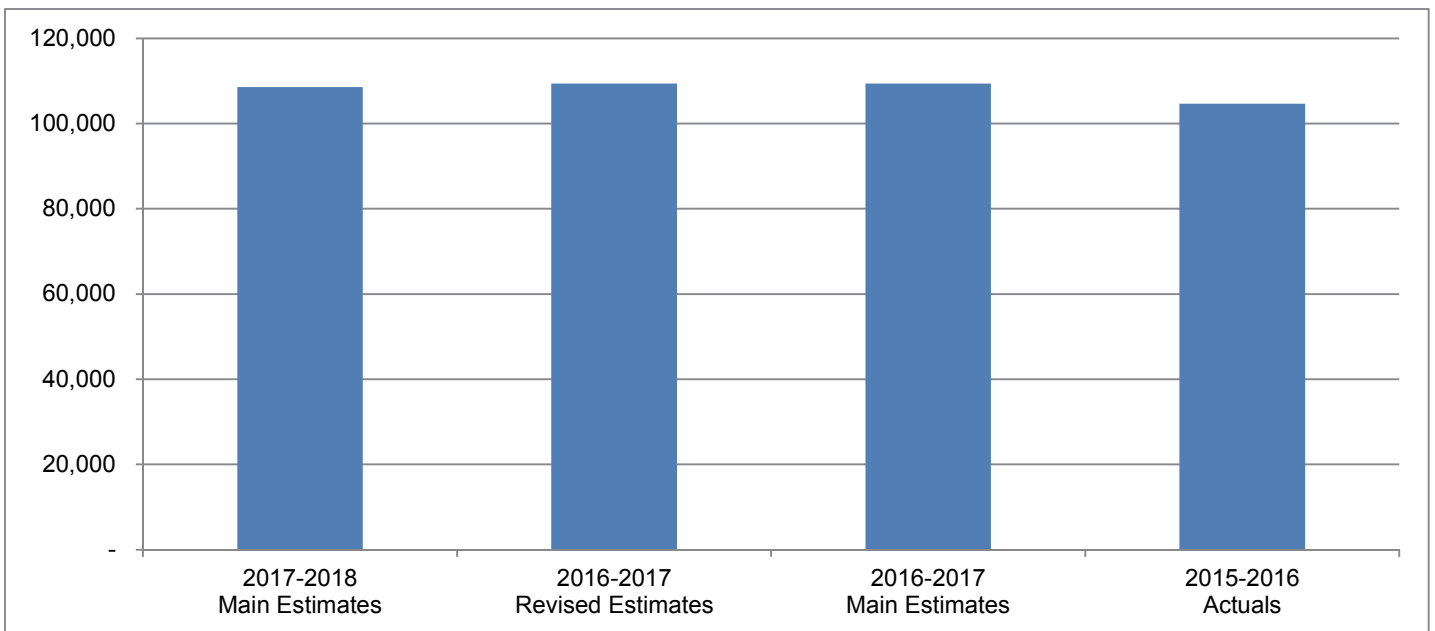
By Expenditure Category



By Activity



Operations Expenditures Comparison (thousands of dollars)



NWT Housing Corporation

The Northwest Territories Housing Corporation (NWTHC) provides social and market housing programs and services including subsidized rental and homeownership programs (including purchase and repairs), and unsubsidized rental housing in rural and remote communities. Policy and program development play a key role in creating appropriate programs to address the core housing need of NWT residents and promote self-reliance. The NWTHC incorporates energy-efficient technologies in its housing design and in the retrofitting of housing to improve its sustainability and energy efficiency. The NWTHC also works in partnership with the Canada Mortgage and Housing Corporation to cost-share the development and improvement of housing infrastructure across the NWT. At the community level, the NWTHC partners with Local Housing Organizations, and municipal and aboriginal governments, to manage and administer community housing services in 32 communities.

(thousands of dollars)

	2017-2018 Main Estimates	2016-2017 Revised Estimates	2016-2017 Main Estimates	2015-2016 Actuals
Activity				
Community Housing Services	56,062	56,251	56,251	59,600
Executive	1,385	1,391	1,391	1,640
Finance and Infrastructure Services	19,432	21,532	21,532	17,783
Programs and District Operations	31,707	30,206	30,206	25,597
	108,586	109,380	109,380	104,620
Expenditure Category				
Compensation and Benefits	13,683	14,031	14,031	15,022
Grants, Contributions and Transfers	32,534	33,716	33,716	25,754
Amortization	15,550	14,560	14,560	12,840
Chargebacks	345	338	338	290
Computer Hardware and Software	150	176	176	136
Contract Services	8,325	8,322	8,322	6,731
Controllable Assets	16	16	16	19
Fees and Payments	1,984	1,862	1,862	2,231
Materials and Supplies	231	242	242	203
Minor Modernization and Improvements	3,046	2,234	2,234	8,721
Mortgage Payments – Social Housing Agreement	6,250	6,451	6,451	6,480
Purchased Services	513	497	497	616
Travel	818	910	910	539
Utilities	25,141	26,025	26,025	25,038
	108,586	109,380	109,380	104,620
Total Revenues	132,888	154,293	146,907	134,299
Total Active Positions	114		116	
Infrastructure Investment	24,302	44,913	37,527	40,102

NWT Housing Corporation

Active Position Summary

(Information Item)

	2017-2018				2016-2017			
	Full Time	Part Time	Seasonal	Total	Full Time	Part Time	Seasonal	Total
Regional Allocation								
Headquarters	56	-	-	56	57	-	-	57
North Slave	12	-	-	12	12	-	-	12
Tłıchǫ	-	-	-	-	-	-	-	-
South Slave	14	-	-	14	14	-	-	14
Dehcho	8	-	-	8	8	-	-	8
Sahtu	9	-	-	9	9	-	-	9
Beaufort Delta	15	-	-	15	16	-	-	16
	114	-	-	114	116	-	-	116
Community Allocation								
Headquarters	56	-	-	56	57	-	-	57
Regional Offices	58	-	-	58	59	-	-	59
Other	-	-	-	-	-	-	-	-
	114	-	-	114	116	-	-	116

Full Time and Part Time positions may be indeterminate positions with no end date of employment or for a fixed term. Regional Offices include positions located in Yellowknife Regional Offices (North Slave), Fort Smith, Hay River, Fort Simpson, Norman Wells and Inuvik.

NWT Housing Corporation

Community Housing Services

Activity Description

The NWTHC operates approximately 2,800 rental housing units in 32 communities across the Northwest Territories including subsidized public housing and affordable housing units. The Local Housing Organizations (LHOs) provide, under an agency agreement with the NWTHC, property management services including the allocation of units, the assessment and collection of rents, and the provision of preventative and demand maintenance services. In addition, LHOs provide assistance and support to housing clients in accessing NWTHC homeownership programs. Each LHO has an advisory board to oversee their operations.

The Community Housing Services key activities include resources to operate the NWTHC rental housing portfolio including LHO contribution funding for administration, maintenance, apprentices, and training and support workshops. Also included in this Activity are the cost of utilities, leasing of supplemental housing units and LHO office and warehouse space, LHO audit fees, minor modernization and improvements, and property tax and land lease fees that are paid centrally by the NWTHC.

NWT Housing Corporation
Community Housing Services
Operations Expenditure Summary

(thousands of dollars)

	2017-2018	2016-2017	2016-2017	2015-2016
	Main	Revised	Main	Actuals
	Estimates	Estimates	Estimates	
Program Detail				
CHS Audit Costs	422	422	422	390
CHS Office & Warehouse Leases	470	467	467	550
Electrical Power	8,242	9,142	9,142	9,866
Grants and Contributions	20,195	20,407	20,407	19,332
Heating Fuel	9,708	9,692	9,692	7,259
Minor Modernization and Improvements	3,046	2,234	2,234	8,721
Property Taxes & Land Leases	1,806	1,714	1,714	2,105
Rent Supplement Leasing	5,214	5,214	5,214	3,698
Water & Sanitation	6,959	6,959	6,959	7,679
	56,062	56,251	56,251	59,600
Expenditure Category				
Grants, Contributions and Transfers	20,195	20,407	20,407	19,332
Contract Services	6,106	6,103	6,103	4,638
Fees and Payments	1,806	1,714	1,714	2,105
Minor Modernization & Improvements	3,046	2,234	2,234	8,721
Utilities	24,909	25,793	25,793	24,804
	56,062	56,251	56,251	59,600

NWT Housing Corporation
Community Housing Services
Grants, Contributions and Transfers

(thousands of dollars)

	2017-2018 Main Estimates	2016-2017 Revised Estimates	2016-2017 Main Estimates	2015-2016 Actuals
Contributions				
Administration	7,746	7,746	7,746	7,404
Apprentices	761	761	761	639
Maintenance	11,561	11,773	11,773	11,181
Training and Support Workshops	127	127	127	108
Total Contributions	20,195	20,407	20,407	19,332

Descriptions of Contributions

Administration (7,746) - Funding for LHOs to provide property management services.

Apprentices (761) - Funding for LHOs to hire apprentices to increase the supply of qualified tradespersons.

Maintenance (11,561) - Funding for LHOs to undertake demand and preventative maintenance activities to support the provision of good quality housing.

Training and Support Workshops (127) - Funding to provide LHO staff with additional training and support through workshops.

NWT Housing Corporation

Executive

Activity Description

The Executive, comprised of the President's Office and the Strategic Planning, Policy and Communications division manages the implementation of the Government's direction related to housing services.

The President's Office is responsible for supporting the Minister Responsible for the Northwest Territories Housing Corporation (NWTHC), providing overall strategic and operational direction, leading the senior management team and managing the human and financial resources of the NWTHC.

The Strategic Planning, Policy and Communications division provides support with regard to long-term strategic direction and planning for the NWTHC. This division is also responsible for strategic and business planning, policy development, qualitative and quantitative research, corporate communications and homelessness initiatives. This Division represents the NWTHC on a Federal/Provincial/Territorial level, on interdepartmental working groups, and on other committees.

NWT Housing Corporation

Executive

Operations Expenditure Summary

(thousands of dollars)

	2017-2018 Main Estimates	2016-2017 Revised Estimates	2016-2017 Main Estimates	2015-2016 Actuals
Program Detail				
President's Office	598	598	598	803
Strategic Planning, Policy and Communications	787	793	793	837
	1,385	1,391	1,391	1,640
Expenditure Category				
Compensation and Benefits	1,146	1,146	1,146	1,475
Computer Hardware and Software	-	-	-	7
Contract Services	-	-	-	2
Fees and Payments	3	3	3	4
Materials and Supplies	56	57	57	24
Purchased Services	93	93	93	91
Travel	87	92	92	37
	1,385	1,391	1,391	1,640

NWT Housing Corporation

Finance and Infrastructure Services

Activity Description

The Finance and Infrastructure Services activity is comprised of the Debt Repayment division, Finance and Administration division, Financial Planning division, Information Services division, the Infrastructures Services division, and the Vice President's Office.

The Finance and Administration division is responsible for the overall financial affairs of the NWTHC. This includes the provision of accounting and advisory services, reporting and monitoring, treasury services, mortgage administration, and the management of own source revenues and federal funding.

The Financial Planning division leads the development of the infrastructure, revenues and operating budgets for the Corporation, including the annual business plan and main estimates, and on-going variance analysis and reporting.

The Information Services division utilizes the latest in information management tools and methodologies to support the business processes of the Corporation and its community partners. This division develops NWTHC-specific information tools as well as system training, critical to the delivery of housing programs and services.

The Infrastructure Services division is responsible for the overall delivery of the NWTHC's capital infrastructure projects, as well as the acquisition of suitable land for the delivery of housing programs and services and the overall maintenance management of the NWTHC's housing portfolio.

NWT Housing Corporation
Finance and Infrastructure Services
Operations Expenditure Summary

(thousands of dollars)

	2017-2018 Main Estimates	2016-2017 Revised Estimates	2016-2017 Main Estimates	2015-2016 Actuals
Program Detail				
Debt Repayment	6,250	6,451	6,451	6,480
Finance and Administration	8,612	10,124	10,124	6,762
Financial Planning	263	263	263	306
Information Services	1,120	1,107	1,107	1,369
Infrastructure Services	2,867	3,267	3,267	2,569
Vice President's Office	320	320	320	297
	19,432	21,532	21,532	17,783
Expenditure Category				
Compensation and Benefits	4,915	5,263	5,263	5,442
Grants, Contributions and Transfers	5,322	6,792	6,792	3,377
Amortization	244	271	271	131
Chargebacks	345	338	338	290
Computer Hardware and Software	146	156	156	127
Contract Services	1,321	1,321	1,321	1,169
Controllable Assets	5	5	5	1
Fees and Payments	111	81	81	52
Materials and Supplies	64	74	74	62
Mortgage Payments – Social Housing Agreement	6,250	6,451	6,451	6,480
Purchased Services	266	250	250	337
Travel	211	298	298	81
Utilities	232	232	232	234
	19,432	21,532	21,532	17,783

NWT Housing Corporation
Finance and Infrastructure Services
Grants, Contributions and Transfers

(thousands of dollars)

	2017-2018 Main Estimates	2016-2017 Revised Estimates	2016-2017 Main Estimates	2015-2016 Actuals
Contributions				
Federal and Territorial Funding				
Co-op 2% Write-down	153	155	155	201
Non-profit 2% Write-down	40	40	40	39
Urban Native Fully Targeted	1,415	1,415	1,415	1,551
Non-profit Fully Targeted	750	750	750	670
Other Unilateral Contributions	160	160	160	160
IAH - Unilaterals Renovation Fund	750	750	750	-
	3,268	3,270	3,270	2,621
Homelessness Initiatives				
Homelessness Assistance Fund	125	125	125	92
Housing First Model	150	150	150	-
Northern Pathways to Housing	280	280	280	-
Small Community Homelessness Fund	200	200	200	141
Shelter Enhancement Fund, Victims of Family Violence	256	416	416	134
Transitional Supportive Housing	375	600	600	-
	1,386	1,771	1,771	367
Rental Housing in Rural and Remote Locations	-	783	783	-
Non-Residential Building Operations	68	68	68	60
Transitional Rent Supplement Program	600	900	900	329
	668	1,751	1,751	389
Total Contributions	5,322	6,792	6,792	3,377

Descriptions of Contributions

Federal and Territorial Funding (3,268) - to non-profit, community based organizations to support Rent Geared to Income, Co-op and Special Purpose Projects.

Homelessness Initiatives (1,386) - Funding to support NWT HC homelessness programs.

Rental Housing in Rural & Remote Locations - Funding to provide incentives to community-based organizations, development corporations and private industry to develop more housing suitable for staff in critical occupational categories.

Non-Residential Building Operations (68) - Funding provided to support the operation of non-residential buildings in various communities.

Transitional Rent Supplement Program (600) - Funding to assist clients who are in core need due to affordability problems and who are not able to access public housing or income support.

NWT Housing Corporation
Programs and District Operations

Activity Description

The Programs and District Operations activity oversees the development, implementation, monitoring, and delivery of programs and initiatives that support the NWTHC's responsiveness to housing needs in the NWT. The activity provides corporate support, training, and oversight to the NWTHC's five District Offices for the delivery of housing programs and services in order to ensure a continuity of approach to program delivery.

The Program Development and Implementation division works closely with District Offices and 24 Local Housing Organizations (LHOs) to ensure compliance with existing program policies and procedures. This division also develops and updates ongoing operational policies and procedures to ensure housing programs remain updated and responsive, and to ensure that District Offices and LHOs have the support, training and capacity required to effectively and efficiently deliver the NWTHC's programs and services.

District Offices are responsible for the administration of district capital and program delivery. District Offices also play a pivotal role in lands acquisition and development, maintenance, training, and work closely with stakeholders at the community level. District Offices work with LHOs and NWT residents to identify options for programming to assist individuals and families in decision making regarding their housing needs. This assistance includes the delivery of the Corporation's Providing Assistance for Territorial Homeownership (PATH), Contributing Assistance for Repairs and Enhancements (CARE), Contributing Assistance for Repairs and Enhancements Preventive Maintenance (CARE PM), Contributing Assistance for Repairs and Enhancements Mobility for Seniors (CARE Mobility), and Securing Assistance for Emergencies (SAFE) homeownership programs.

NWT Housing Corporation
Programs and District Operations
Operations Expenditure Summary

(thousands of dollars)

	2017-2018	2016-2017	2016-2017	2015-2016
	Main	Revised	Main	Actuals
	Estimates	Estimates	Estimates	
Program Detail				
District Operations				
North Slave District	7,512	7,043	7,043	6,288
South Slave District	5,342	5,232	5,232	4,438
Nahendeh District	3,951	3,641	3,641	2,427
Sahtu District	5,238	5,043	5,043	3,640
Beaufort Delta District	8,393	7,968	7,968	7,551
Programs, Development and Implementation	827	835	835	754
Vice President's Office	444	444	444	499
	31,707	30,206	30,206	25,597
Expenditure Category				
Compensation and Benefits	7,622	7,622	7,622	8,105
Grants, Contributions and Transfers	7,017	6,517	6,517	3,045
Amortization	15,306	14,289	14,289	12,709
Computer Hardware and Software	4	20	20	2
Contract Services	898	898	898	922
Controllable Assets	11	11	11	18
Fees and Payments	64	64	64	70
Materials and Supplies	111	111	111	117
Purchased Services	154	154	154	188
Travel	520	520	520	421
	31,707	30,206	30,206	25,597

NWT Housing Corporation
Programs and District Operations
Grants, Contributions and Transfers

(thousands of dollars)

	2017-2018 Main Estimates	2016-2017 Revised Estimates	2016-2017 Main Estimates	2015-2016 Actuals
Contributions				
Homeownership Contributions				
Providing Assistance for Territorial Homeownership (PATH)	75	75	75	560
Contributing Assistance for Residential Enhancements (CARE)	4,410	4,410	4,410	1,611
CARE Preventative Maintenance	872	872	872	380
Securing Assistance for Emergencies (SAFE)/Modified SAFE for Seniors Aging in Place	1,660	1,160	1,160	422
CMHC Repair Programs	-	-	-	72
Total Contributions	7,017	6,517	6,517	3,045

Descriptions of Contributions

Minor Capital Contributions (7,017) - Funding to complete minor maintenance and improvements on NWTHC assets, and funding to assist homeowners with repairs through various NWTHC programs.

NWT Housing Corporation

Lease Commitments

(Information Item)

(thousands of dollars)

2017-2018

Main
Estimates Future Lease
Payments

Type of Property	Community		
North Slave District			
Public Housing	61 units, Yellowknife	971	2,023
Office Space	Yellowknife, Headquarters	998	5,492
Office Space	Yellowknife, North Slave District	220	1,574
Office Space	LHO Office, Behchokò	67	127
Office Space	LHO Office, N'Dilo	107	107
Office Space	LHO Office, Yellowknife	53	-
Warehouse	LHO warehouse/shop Yellowknife	37	92
South Slave District			
Public Housing	6 units, Hay River	70	-
Office Space	Hay River, South Slave District	80	100
Office Space	LHO Office, Hay River	35	35
Nahendeh District			
Public Housing	2 units, Fort Simpson	47	-
Office Space	Fort Simpson, Nahendeh District	156	182
Beaufort Delta District			
Public Housing	36 units, Inuvik	481	-
Public Housing	10 units, Inuvik	71	-
Office Space	Inuvik, Beaufort Delta District	233	407
Office Space	LHO Office, Aklavik	55	111
Office Space	LHO Office, Inuvik	84	154
		3,765	10,404

The above leases do not include capital leases. In the event a lease is deemed to be a capital lease the associated asset is included in tangible capital assets and amortized over the useful life of the asset; and the lease is recorded as a financial liability.

The Main Estimates and Future Lease Payment amounts represent the Base Rent cost, excluding any operations and maintenance component that is included in the total Lease costs in the agreement.

This page intentionally left blank

Appendix A - Glossary

Activity	A division of a Department.
Amortization	The portion of the total cost of a tangible capital asset (TCA) that is charged to an operations expense in the current fiscal period as a result of charging the cost of a TCA to an operations expense over its useful economic life.
Appropriation	The authority to incur an expenditure that is set out in an Act respecting the authorization of expenditures, or the express authority in the FAA or another Act to incur an expenditure, or to make a disbursement out of the Consolidated Revenue Fund.
Budget	A detailed estimate of future transactions, in terms of quantities, money values or both, designed for planning and control over future operations and activities.
Capital Investment Expenditures	An expenditure incurred to purchase, construct, develop or otherwise acquire a tangible capital asset to be owned by Government or a Public Agency.
Capital Projects	Projects established for the purchase or construction of capital assets. Typically a capital project encompasses a purchase of land or equipment and/or the construction of a building or other facility. Small Capital projects are projects with a value less than \$400,000. Large Capital projects are projects with a value greater than \$400,000.
Contribution	A conditional transfer of approved funds to a third party to fulfill a statutory obligation or other Government objective within a specified time frame.
Department	A division of the public service continued or established by statute, or designated as a department by the Commissioner in Executive Council, on the recommendation of the Premier; or the Office of the Legislative Assembly.
Disposals	The processes of removing of an asset from use and from the accounting records as a result of destruction, loss, obsolescence or abandonment.
Estimates	Annual estimates of expenditures and revenues of the GNWT in the context of budgets (i.e. Main Estimates for operations revenue and expenses; Capital Estimates for infrastructure expenditures).
Expenditure	For purposes of the <i>Financial Administration Act</i> , means an outlay of funds, or incurrence of a liability, that results in an operating expense or infrastructure expenditure.
Financial Instrument	Any contract that gives rise to a financial asset of one entity and a financial liability or equity instrument of another entity.

Appendix A - Glossary

Financial Management Board	The committee of the Executive Council, established by the <i>Financial Administration Act</i> .
Fiscal Year	<p>For the GNWT: the period beginning on April 1 in one year and ending on March 31 in the next year.</p> <p>For a Public Agency: if the period of a fiscal year or financial year for the Public Agency is addressed in the Act under which the Public Agency is established, that period; the period set under the <i>Financial Administration Act</i> by the Board; or the same period as for the GNWT (April 1 to March 31) if not addressed in the Act under which the Public Agency is established and the Board has not set a period under the appropriate section of the <i>Financial Administration Act</i>.</p>
Foreign Currency Exchange Loss	The amount by which the reporting currency of a financial instrument devalues between the time that the financial instrument is acquired and when it is settled.
Grant	An unconditional transfer of funds assets where the recipient's eligibility and entitlement to it may be verified.
Infrastructure Contribution	A contribution made to a third party, by the Government, to purchase, construct, develop or acquire a Tangible Capital Asset, where the
Loss on Sale of Assets	The amount by which the net book value of a tangible capital asset (TCA) exceeds the proceeds of sale of that TCA.
Net Book Value	The cost of a tangible capital asset, less both accumulated amortization and the amount of any write-downs.
Position	A job description established within the public service. The term "active positions" includes positions that are occupied, or temporarily vacant, but will be staffed.
Public Agency	A statutory body or territorial corporation specified in Schedule A, B or C of the <i>Financial Administration Act</i> .
Regions	Geographical sub-divisions of the Northwest Territories for administrative purposes.
Tangible Capital Asset (TCA)	A non-financial asset having physical substance that is held for use in the production or supply of goods, delivery of services or program outputs, has a useful economic life beyond one fiscal year, is intended to be used on a continuing basis, and is not intended for resale in the ordinary course of operations.

Appendix A - Glossary

Valuation Allowance

An amount recorded to recognize the potential reduction in value of a recorded financial asset or non-financial asset due to the recorded amount not likely to be fully recovered or fully realized. The valuation allowance is an offset to the recorded amount of the asset to determine the carrying value, net book value, or net realizable value of the related asset.

Work-in-progress (WIP)

An account used to record capital expenditures prior to the applicable tangible capital asset being substantially complete or put into service.

Work Performed on Behalf of Others

The Government undertakes to perform certain functions in the Northwest Territories on behalf of the Government of Canada or others. Funds expended for these activities are fully recovered and are not required to be appropriated by the Legislative Assembly.

Appendix B - Budget Development Process

1. Fiscal Strategy Development

Under the direction of the Minister of Finance, the Department of Finance prepares a multi-year fiscal framework. The framework is an overview of the projected financial position of the government based on a set of assumptions about revenues, expenditures, and federal transfer payments.

In the development of a fiscal strategy, the framework is used as a modeling tool to project the fiscal position of the government, assuming current policies and trends are maintained, as well as alternate positions based on various policy changes, new policies and new initiatives. This allows the Financial Management Board and the Executive Council to assess whether the current mix of expenditures and taxes are appropriate. If the mix cannot be sustained, or change is desired for policy reasons, it allows for an evaluation of alternatives in expenditures, taxation, and borrowing.

Based on the government's current financial position, program objectives and the fiscal alternative chosen, targets for each department are approved by the Financial Management Board and instructions are issued to departments for the development of multi-year business plans.

2. Business Plan Development and Review

The multi-year business planning approach links strategic planning with resource allocation. The business planning process includes setting goals, developing strategies to achieve the goals, and establishing targets and outcome measures. The Executive Council approves a Business Plan, which sets goals and strategic priorities for the Government. The departmental business plans are developed to support the overall Government's goals. As part of the process, departments identify the challenges and pressures confronting them, and map out how to meet those challenges within available resources. Business Plans identify key strategies that each department will implement to achieve its goals, and also identify outcome measures and targets to be achieved.

Business plans focus on two areas of expenditures: Operations and Infrastructure.

a) Operations Expenditures

The Financial Management Board establishes departmental planning targets. Individual departments develop and document projections of forced expenditure growth in existing programs on the basis of demographics or utilization trends, possible expenditure reductions, required service level increases and other anticipated changes for each departmental program. This is done in accordance with Financial Management Board instructions.

New or expanded programs are justified in relation to government priorities, policy directives, and/or changes to industrial norms or national standards.

Departmental business plans are submitted for review, analysis, and compilation by the Departments of the Executive and Finance before presentation to the Executive Council and Financial Management Board. They are then referred to Legislative Standing Committees for review.

b) Infrastructure Investment

In the 2009-10 fiscal year, the Government moved the consideration of the Capital Plan to the fall session of the Legislative Assembly. The capital planning process provides for one capital investment target with all Departmental projects competing for the available funding. The result is that projects are prioritized on a government wide basis versus a departmental basis.

Appendix B - Budget Development Process

The capital planning process for each planning cycle starts with community consultations. Community consultations are conducted to ensure communities are:

1. Consulted annually on their capital needs;
2. Provided explanations on the allocation of resources to capital investment; and the application of priority criteria along with the political and other influences on the process will be provided; and,
3. Provided direct feedback on the consultations, including feedback to communities on the inclusion or exclusion of community projects in the capital plan or capital needs assessment; and if requested, a follow-up meeting with the communities to explain the capital plan and disposition of their proposed projects.

The results from community consultations are taken into consideration in the development of the initial capital needs assessments completed by departments. Projects included in the first five years of the needs assessment are then rated against a common set of criteria.

The rating of the proposed Infrastructure projects and the available funding are taken into consideration in developing a preliminary Infrastructure acquisition plan. The preliminary plan is first reviewed by a Deputy Ministers Steering Committee and secondly by the Financial Management Board prior to a review by Standing Committees and the final approval when presented in the Main Estimates to the Legislative Assembly. Changes to the plan can be effected through any of the reviews prior to final approval.

3. Main Estimates Development Process

Once the business plans and infrastructure acquisition plan have been reviewed by Standing Committees, departments proceed to prepare their annual estimates.

There is a minimum level of detail required in the development of the Main Estimates. Departments may budget at more detailed levels for internal purposes, as deemed necessary. Each department is responsible for the development of their budget. In this development, a minimum level of detail is established which will meet the requirements of the Main Estimates and provide for the budget to be loaded into the System for Accountability and Management (SAM).

The Department of Finance coordinates all departmental information to produce the Main Estimates and it is responsible for coordinating the input of the budget into SAM once it is approved by the Legislative Assembly.

The Main Estimates are reviewed by the Department of Finance for uniformity, consistency of presentation and adherence to targets and guidelines. The Financial Management Board then approves the Draft Main Estimates for forwarding to the Legislative Assembly Standing Committees for their review prior to the commencement of the Budget Session.

4. Budget Address Development

Under the direction of the Minister of Finance, the Department of Finance drafts the text of the Budget Address.

The Budget Address includes an outline of current trends and anticipated developments, and identifies the Government's plan of action related to its established strategies and priorities, for the upcoming fiscal year.

In addition, the Budget Address highlights new tax and program initiatives and their expected impacts on the economy and Government revenues or expenditures.

Appendix B - Budget Development Process

5. *Presentation to the Legislative Assembly*

Following the presentation of the Budget Address to the Legislative Assembly by the Minister of Finance, the Main Estimates are tabled in the Legislative Assembly. After the Legislative Assembly has completed its review, the Assembly approves the *Appropriation Act (Operations Expenditures)* for the fiscal year.

6. *Preparation and Entry of Approved Budgets into the System for Accountability and Management*

The departments are required to provide the detailed data and coding structure, in a format established by the Department of Finance, for entry of the budget into the System for Accountability and Management.

The actual transfer is automated and is organized so that departmental budgets are in place on April 1.

7. *Variance Reporting - Monitoring of Expenditures and Revenues against Budgets*

During the course of the year, the System for Accountability and Management produces monthly reports comparing year-to-date revenues and expenditures to the year-to-date budget.

Departments must respond monthly to the Financial Management Board on the status of their expenditures and revenues, as compared to budget, and provide projections to year-end.

The variance information and revised year-end projections, obtained through the expenditure and revenue monitoring mechanisms, are used during the year to monitor actual performance against the Government's fiscal framework and anticipate requirements for supplementary appropriations and any incremental borrowing.

8. *Supplementary Estimates*

During the course of the year, increases may be required to a department's spending authority. This is accomplished by way of Supplementary Estimates or Special Warrants. They are presented to the Legislative Assembly for approval during regular sittings of the Assembly.

Upon approval of Supplementary Estimates by the Legislative Assembly, budget entries are prepared and entered into the System for Accountability and Management.

9. *Special Warrants*

In emergency situations, the Financial Management Board may recommend a Special Warrant to the Commissioner for spending authority, to allow a department to respond quickly to a new or unforeseen need that meets the criteria as defined by the *Financial Administration Act*.