



Main Estimates

2016-2017

Government of
Northwest Territories



Northwest Territories



Table of Contents

| | |
|---|------|
| Introduction | ii |
| SUMMARY INFORMATION | |
| Graphs | vi |
| Summary of Operations | vii |
| Summary of Revenues | viii |
| Summary of Operations Expenditures | ix |
| Summary of Cash Flow | x |
| Summary of Borrowing and Estimated Borrowing Capacity | xi |
| Summary of Resource Revenue Sharing | xii |
| Summary of Active Positions | xiii |
| BORROWING PLAN | xv |
| OPERATIONS EXPENDITURES | |
| Legislative Assembly | 1 |
| Aboriginal Affairs and Intergovernmental Relations | 23 |
| Education, Culture and Employment | 45 |
| Environment and Natural Resources | 75 |
| Executive | 113 |
| Finance | 133 |
| Health and Social Services | 167 |
| Human Resources | 205 |
| Industry, Tourism and Investment | 227 |
| Justice | 255 |
| Lands | 291 |
| Municipal and Community Affairs | 315 |
| NWT Housing Corporation | 353 |
| Public Works and Services | 373 |
| Transportation | 401 |
| APPENDICES | |
| Appendix A - Glossary | 427 |
| Appendix B - Budget Development Process | 430 |

Introduction

The Main Estimates represent the Government of the Northwest Territories' proposed appropriations for the 2016-2017 fiscal year. The Estimates detail all expenditures projected to be incurred, and all revenues projected to be earned for the period April 1, 2016 to March 31, 2017, in order to implement strategies and achieve the goals of the Government.

The 2016-2017 Budget Address is an integral part of these Estimates. The Budget Address and the Main Estimates together constitute the budget of the Northwest Territories.

The Legislative Assembly is being requested to appropriate funds at the departmental level, as detailed in the Main Estimates, for operations expenditures for the fiscal year ending March 31, 2017.

Beginning in 2009-2010, the GNWT has moved to presenting the Operations Expenditures (Main Estimates) and the Infrastructure Investment Expenditures (Capital Estimates) in two separate documents. The Capital Estimates are approved by the Legislative Assembly during its fall sitting.

Operations Expenditures

Operations Expenditures include only the proposed operating expenses for each department.

The following detailed information is provided for each department:

- Accounting Structure Chart: shows the department's structure for financial reporting purposes.
- Organizational Chart: shows the departmental structure for administrative reporting purposes.
- Department Overview: includes the mission and goals of the department.
- Graphs: illustrate the allocation of proposed expenditures to major activities and a five-year comparison of actual and proposed expenditures.
- Department Summary: the following information is provided for each department:
 - **Operations Expenditure Summary:** the total appropriation requirements by control object for the department. The control objects included are compensation and benefits, grants and contributions, other expenses and amortization. This schedule also provides further details of the other expenses category.
 - **Revenue Summary.**
 - **Active Position Summary** – Shows the total number of positions, by category, serving the department in each region, and the total number of positions, by category, serving the department by community groupings.
- **Activity Summary:** the following are provided for each activity;
 - **Activity Description:** an explanation of the purpose or programs delivered for each activity.
 - **Operations Expenditure Summary:** appropriation requirements for the activity summarized by expenditure category. Comparative figures are provided for the prior year Revised Estimates, Main Estimates, and the actual expenditures for the second prior year.

- **Program Delivery Details:** details of appropriations required for each of the major program functions within each activity. This schedule is not provided for those activities that only provide administrative service to the department.
- **Grants and Contributions:** details on the proposed grants and contributions included in the required appropriations for each activity.
- **Summary of Active Positions - By Region:** the total number of positions, by category, serving the activity in each region.
- **Summary of Active Positions – Community Allocation:** the total number of positions, by category, serving the activity by community groupings.
- **Summary of Work Performed on Behalf of Others:**

The Government undertakes to perform certain functions, in the Northwest Territories, on behalf of the Government of Canada or others. Expenditures incurred for these activities are fully recovered and are not required to be voted on by the Legislative Assembly.
- **Other Information Items:**

Includes proposed departmental expenditures or financial activities related to various public agencies or revolving funds.

For further clarification on terms used in the Main Estimates and the budget development process, please consult the Glossary in Appendix A and the Budget Development Process in Appendix B.

The 2016-2017 Main Estimates and Budget Address are available on the Department of Finance website:

<http://www.fin.gov.nt.ca/budget>

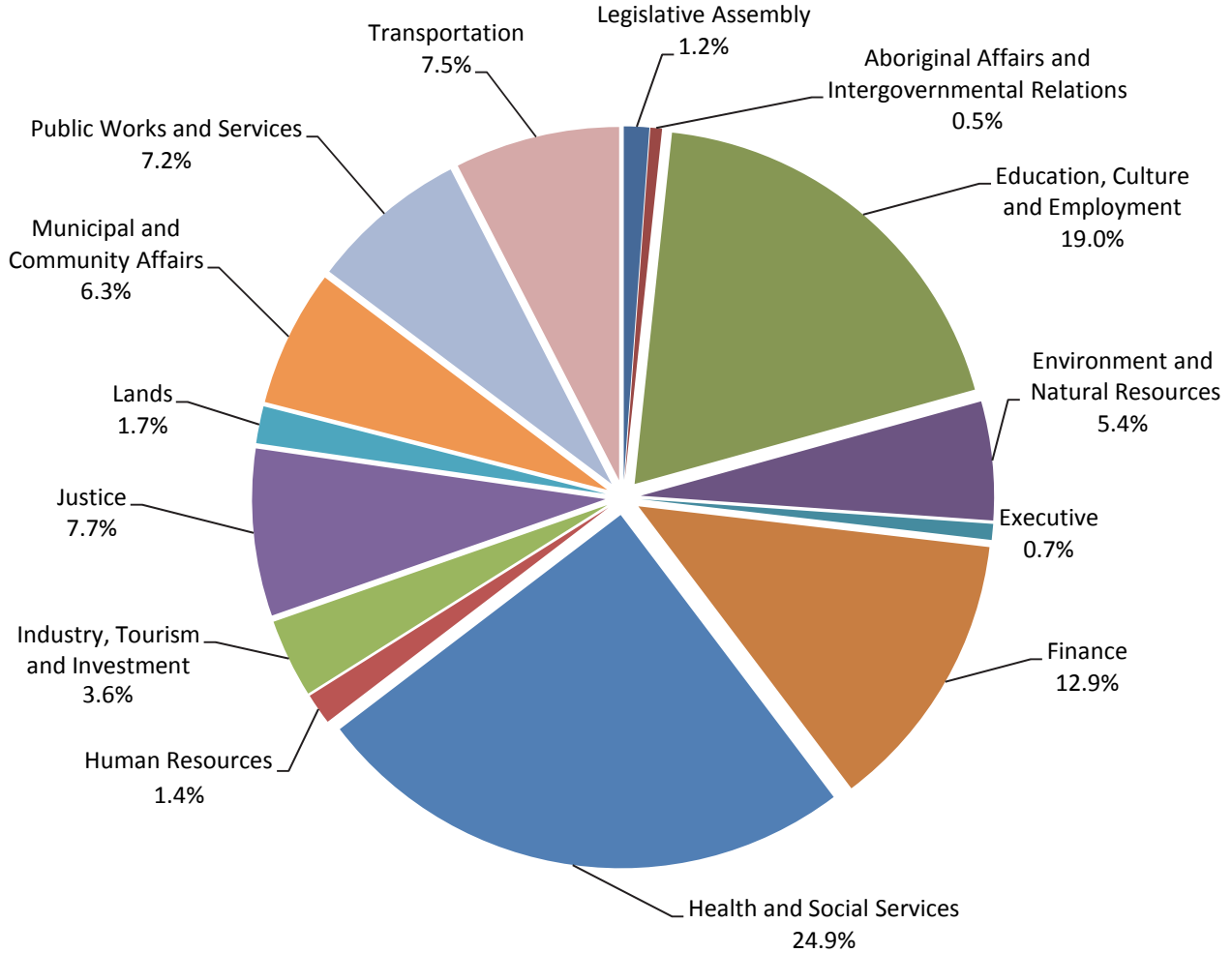
This page intentionally left blank

This page intentionally left blank


Expenditures by Category



Expenditures by Department



Revenue Sources



Summary of Operations

(thousands of dollars)

| | 2016-2017 Main Estimates | 2015-2016 Revised Estimates | 2015-2016 Main Estimates | 2014-2015 Actuals |
|---|--------------------------------|-----------------------------------|--------------------------------|----------------------|
| REVENUES | 1,809,762 | 1,826,965 | 1,826,794 | 1,826,916 |
| OPERATIONS EXPENSE | | | | |
| Compensation and Benefits | 369,121 | 381,696 | 376,537 | 374,926 |
| Grants, Contributions and Transfers | 772,360 | 788,084 | 763,443 | 751,981 |
| Amortization | 89,326 | 80,990 | 80,990 | 79,050 |
| Chargebacks | 18,334 | 18,215 | 18,067 | 20,038 |
| Computer Hardware and Software | 7,884 | 6,289 | 5,905 | 7,615 |
| Contract Services | 211,977 | 239,496 | 208,205 | 238,290 |
| Controllable Assets | 3,286 | 4,001 | 4,016 | 4,664 |
| Fees and Payments | 84,492 | 93,639 | 82,966 | 103,625 |
| Interest | 11,202 | 11,604 | 11,604 | 8,933 |
| Materials and Supplies | 20,899 | 23,651 | 19,670 | 30,029 |
| Purchased Services | 13,057 | 15,542 | 13,969 | 14,175 |
| Travel | 18,459 | 23,142 | 19,999 | 19,557 |
| Utilities | 39,530 | 40,666 | 39,680 | 42,204 |
| Valuation Allowances | 2,419 | 2,419 | 2,469 | 3,585 |
| TOTAL OPERATIONS EXPENSE TO BE VOTED | 1,662,346 | 1,729,434 | 1,647,520 | 1,698,672 |
| OPERATING SURPLUS (DEFICIT) PRIOR TO ADJUSTMENTS | 147,416 | 97,531 | 179,274 | 128,244 |
| Infrastructure Contributions | (28,402) | (31,338) | (28,463) | (31,406) |
| Deferred Maintenance | - | (4,149) | (4,149) | (2,274) |
| Petroleum Products Stabilization Fund net profit (loss) | 94 | (85) | 64 | 893 |
| Supplementary Reserve | (30,000) | - | (30,000) | - |
| Estimated Appropriation Lapses | 30,000 | 35,000 | 30,000 | - |
| WORK PERFORMED ON BEHALF OF OTHERS | | | | |
| Recoveries | 89,526 | 92,255 | 76,560 | 69,661 |
| Expenditures | (89,526) | (92,255) | (76,560) | (69,661) |
| OPERATING SURPLUS FOR THE YEAR | 119,108 | 96,959 | 146,726 | 95,457 |
| ACCUMULATED SURPLUS, BEGINNING OF YEAR | 1,518,855 | 1,421,896 | 1,272,101 | 1,326,439 |
| ACCUMULATED SURPLUS, END OF YEAR | 1,637,963 | 1,518,855 | 1,418,827 | 1,421,896 |

Summary of Revenues

(thousands of dollars)

| | 2016-2017 Main Estimates | 2015-2016 Revised Estimates | 2015-2016 Main Estimates | 2014-2015 Actuals |
|---------------------------------------|--------------------------------|-----------------------------------|--------------------------------|----------------------|
| GRANT FROM CANADA | 1,219,888 | 1,232,755 | 1,232,755 | 1,208,840 |
| TRANSFER PAYMENTS | 170,660 | 206,441 | 168,796 | 210,835 |
| TAXATION REVENUE | | | | |
| Personal Income Tax | 110,603 | 109,837 | 108,379 | 110,810 |
| Corporate Income Tax | 60,003 | 25,010 | 40,640 | 31,815 |
| Tobacco Tax | 15,760 | 15,902 | 15,811 | 16,053 |
| Fuel Tax | 18,877 | 18,722 | 18,817 | 19,260 |
| Payroll Tax | 41,448 | 41,578 | 42,743 | 40,250 |
| Property Taxes and School Levies | 23,360 | 28,737 | 28,797 | 28,261 |
| Basic Insurance Premium Tax | 4,500 | 4,600 | 4,600 | 4,383 |
| Fire Insurance Premium Tax | 350 | 480 | 480 | 293 |
| | 274,901 | 244,866 | 260,267 | 251,125 |
| Non-renewable Resource Revenue | | | | |
| Licences, Rental and Other Fees | 3,122 | 2,410 | 2,283 | 3,281 |
| Minerals, Oil and Gas Royalties | 59,810 | 60,799 | 78,940 | 62,831 |
| Quarry Fees | 250 | 225 | - | 919 |
| | 63,182 | 63,434 | 81,223 | 67,031 |
| GENERAL REVENUES | | | | |
| Revolving Funds Net Revenue | 23,281 | 23,574 | 26,936 | 25,303 |
| Regulatory Revenues | 26,726 | 21,349 | 21,816 | 19,760 |
| Investment Income | 805 | 1,140 | 1,140 | 3,156 |
| Lease | 5,614 | 5,196 | 5,203 | 9,230 |
| Program | 20,376 | 23,938 | 24,381 | 19,762 |
| Grants in kind | 593 | 593 | 593 | 1,136 |
| Service and miscellaneous | 736 | 679 | 684 | 2,710 |
| Recovery of Prior Years' Expenditures | 3,000 | 3,000 | 3,000 | 8,028 |
| | 81,131 | 79,469 | 83,753 | 89,085 |
| TOTAL REVENUES | 1,809,762 | 1,826,965 | 1,826,794 | 1,826,916 |

Summary of Operations Expenditures

(thousands of dollars)

| | 2016-2017 Main Estimates | 2015-2016 Revised Estimates | 2015-2016 Main Estimates | 2014-2015 Actuals |
|--|---|--|---|------------------------------|
| Department | | | | |
| Legislative Assembly | 19,336 | 21,183 | 21,175 | 19,887 |
| Aboriginal Affairs and Intergovernmental Relations | 8,754 | 9,390 | 9,340 | 8,969 |
| Education, Culture and Employment | 315,848 | 316,121 | 309,786 | 309,303 |
| Environment and Natural Resources | 90,315 | 111,588 | 85,981 | 133,983 |
| Executive | 11,986 | 12,689 | 11,779 | 13,632 |
| Finance | 213,904 | 233,821 | 211,262 | 243,137 |
| Health and Social Services | 414,234 | 424,974 | 406,886 | 401,326 |
| Human Resources | 23,644 | 24,330 | 24,324 | 21,617 |
| Industry, Tourism and Investment | 59,870 | 64,872 | 63,457 | 60,930 |
| Justice | 127,092 | 132,058 | 130,573 | 124,925 |
| Lands | 28,253 | 29,979 | 29,268 | 24,529 |
| Municipal and Community Affairs | 104,200 | 103,698 | 103,477 | 99,681 |
| Public Works and Services | 119,711 | 120,548 | 120,750 | 116,025 |
| Transportation | 125,199 | 124,183 | 119,462 | 120,728 |
| | 1,662,346 | 1,729,434 | 1,647,520 | 1,698,672 |
| Expenditure Category | | | | |
| Compensation and Benefits | 369,121 | 381,696 | 376,537 | 374,926 |
| Grants, Contributions and Transfers | 772,360 | 788,084 | 763,443 | 751,981 |
| Amortization | 89,326 | 80,990 | 80,990 | 79,050 |
| Chargebacks | 18,334 | 18,215 | 18,067 | 20,038 |
| Computer Hardware and Software | 7,884 | 6,289 | 5,905 | 7,615 |
| Contract Services | 211,977 | 239,496 | 208,205 | 238,290 |
| Controllable Assets | 3,286 | 4,001 | 4,016 | 4,664 |
| Fees and Payments | 84,492 | 93,639 | 82,966 | 103,625 |
| Interest | 11,202 | 11,604 | 11,604 | 8,933 |
| Materials and Supplies | 20,899 | 23,651 | 19,670 | 30,029 |
| Purchased Services | 13,057 | 15,542 | 13,969 | 14,175 |
| Travel | 18,459 | 23,142 | 19,999 | 19,557 |
| Utilities | 39,530 | 40,666 | 39,680 | 42,204 |
| Valuation Allowances | 2,419 | 2,419 | 2,469 | 3,585 |
| | 1,662,346 | 1,729,434 | 1,647,520 | 1,698,672 |

Summary of Cash Flow

(thousands of dollars)

| | 2016-2017 Main Estimates | 2015-2016 Revised Estimates | 2015-2016 Main Estimates | 2014-2015 Actuals |
|---|--------------------------------|-----------------------------------|--------------------------------|----------------------|
| OPERATING TRANSACTIONS | | | | |
| Cash Received From: | | | | |
| Canada | 1,539,000 | 1,570,000 | 1,406,023 | 1,511,000 |
| Other Revenues | 302,200 | 265,195 | 320,883 | 298,439 |
| | 1,841,200 | 1,835,195 | 1,726,906 | 1,809,439 |
| Cash Paid For: | | | | |
| Operations Expenses | (1,601,000) | (1,646,136) | (1,425,918) | (1,647,000) |
| Projects Performed for Others | (2,000) | (2,000) | (2,000) | - |
| Cash Provided By (Used for) Operating Transactions | 238,200 | 187,059 | 298,988 | 162,439 |
| CAPITAL TRANSACTIONS | | | | |
| Capital Investment (current year) | (284,000) | (202,000) | (266,267) | (237,000) |
| Capital Investment (prior year) | - | - | (13,521) | - |
| Cash Provided by (Used for) Capital Transactions | (284,000) | (202,000) | (279,788) | (237,000) |
| INVESTING TRANSACTIONS | (4,200) | (4,200) | (4,200) | (1,000) |
| FINANCING TRANSACTIONS | (4,000) | (4,000) | - | (1,000) |
| INCREASE (DECREASE) IN CASH AND CASH EQUIVALENTS | (54,000) | (23,141) | 15,000 | (76,561) |
| Cash and Cash Equivalents, Beginning of Year | (258,000) | (234,859) | (287,000) | (158,298) |
| CASH AND CASH EQUIVALENTS, END OF YEAR | (312,000) | (258,000) | (272,000) | (234,859) |

Summary of Borrowing and Estimated Borrowing Capacity

(thousands of dollars)

| | 2016-2017 Main Estimates | 2015-2016 Revised Estimates | 2015-2016 Main Estimates | 2014-2015 Actuals |
|---|--------------------------------|-----------------------------------|--------------------------------|----------------------|
| SHORT TERM DEBT | | | | |
| Government of the Northwest Territories | 312,000 | 258,000 | 272,000 | 234,859 |
| Hay River Health & Social Services Authority | 1,000 | - | - | - |
| NWT Hydro Corporation | 20,000 | 37,000 | 31,000 | 17,595 |
| | 333,000 | 295,000 | 303,000 | 252,454 |
| LONG TERM DEBT | | | | |
| Government of the Northwest Territories: | | | | |
| Deh Cho Bridge - Real Return Bonds | 178,427 | 177,801 | 180,023 | 178,176 |
| Canada Mortgage and Housing Corporation | 597 | 668 | 668 | 735 |
| Public Agencies: | | | | |
| NWT Hydro Corporation | 230,272 | 182,999 | 183,735 | 185,098 |
| NWT Housing Corporation | 9,189 | 10,045 | 10,045 | 10,719 |
| Yellowknife Catholic Schools | 855 | 1,599 | 1,599 | 2,302 |
| | 752,340 | 668,112 | 679,070 | 629,484 |
| TOTAL DEBT | | | | |
| OBLIGATIONS UNDER CAPITAL LEASES | | | | |
| Government of the Northwest Territories | 1,816 | 2,602 | 1,298 | 3,510 |
| NWT Hydro Corporation | 17,976 | 18,382 | 19,719 | 18,787 |
| NWT Housing Corporation | - | 52 | 52 | 281 |
| LOAN GUARANTEES | | | | |
| Other public agencies | 250 | 250 | 250 | 250 |
| NWT Housing Corporation | 19,149 | 21,234 | 21,881 | 24,142 |
| TOTAL GROSS BORROWING PER BORROWING REGULATIONS | | | | |
| | 791,531 | 710,632 | 722,270 | 676,454 |
| LESS: | | | | |
| EXTERNALLY RESTRICTED SINKING FUNDS | | | | |
| NWT Hydro Corporation | (8,749) | (7,988) | (8,117) | (7,194) |
| TERRITORIAL BORROWING | | | | |
| | 782,782 | 702,644 | 714,153 | 669,260 |
| TERRITORIAL BORROWING LIMIT | | | | |
| | 1,300,000 | 1,300,000 | 800,000 | 800,000 |
| AVAILABLE BORROWING AUTHORITY FOR FISCAL PLANNING PURPOSES | | | | |
| | 517,218 | 597,356 | 85,847 | 130,740 |

Summary of Resource Revenue Sharing

(thousands of dollars)

| | 2016-2017 Main Estimates | 2015-2016 Revised Estimates | 2015-2016 Main Estimates | 2014-2015 Actuals |
|--|---|--|---|------------------------------|
| REVENUE | | | | |
| Non-renewable Resource Revenue | 63,182 | 63,434 | 81,223 | 67,031 |
| GRANT | | | | |
| Reduction in Territorial Formula Financing Grant | 31,200 | 31,680 | 40,612 | 31,872 |
| TRANSFERS | | | | |
| Transfers to Aboriginal Governments | 10,100 | 10,100 | 10,100 | 7,968 |
| CONTRIBUTIONS | | | | |
| Contribution to NWT Heritage Fund | 7,600 | 7,600 | 7,600 | 250 |
| | 48,900 | 49,380 | 58,312 | 40,090 |
| NET FISCAL BENEFIT | 14,282 | 14,054 | 22,911 | 26,941 |

Summary of Active Positions (Information Item)

| Department | <u>2016-2017 Main Estimates</u> | <u>2015-2016 Main Estimates</u> |
|--|---|---|
| Legislative Assembly | 40 | 41 |
| Aboriginal Affairs and Intergovernmental Relations | 39 | 43 |
| Education, Culture and Employment | 243 | 255 |
| Environment and Natural Resources | 364 | 369 |
| Executive | 72 | 68 |
| Finance | 236 | 265 |
| Health and Social Services | 178 | 178 |
| Human Resources | 116 | 119 |
| Industry, Tourism and Investment | 183 | 200 |
| Justice | 458 | 485 |
| Lands | 151 | 155 |
| Municipal and Community Affairs | 100 | 100 |
| Public Works and Services | 316 | 312 |
| Transportation | 293 | 296 |
| | <u>2,789</u> | <u>2,886</u> |
| Public Agencies | | |
| Business Development and Investment Corporation | 15 | 15 |
| Education Authorities | 1,019 | 1,009 |
| Health And Social Services Authorities | 1,460 | 1,420 |
| Liquor Revolving Fund | 14 | 14 |
| NWT Housing Corporation | 116 | 116 |
| | <u>2,624</u> | <u>2,574</u> |
| | <u>5,413</u> | <u>5,460</u> |

| | <u>2016-2017</u> | | | | <u>2015-2016</u> | | | |
|-----------------------------|------------------|--------------|------------|--------------|------------------|--------------|------------|--------------|
| | Full Time | Part Time | Seasonal | Total | Full Time | Part Time | Seasonal | Total |
| Regional Allocation | | | | | | | | |
| Headquarters | 1,463 | 11 | 1 | 1,475 | 1,515 | 8 | 1 | 1,524 |
| North Slave | 1,325 | 55 | 16 | 1,396 | 1,327 | 50 | 16 | 1,393 |
| Tłı̄chǫ | 236 | 23 | 3 | 262 | 227 | 22 | 3 | 252 |
| South Slave | 868 | 61 | 30 | 959 | 858 | 54 | 30 | 942 |
| Dehcho | 314 | 17 | 52 | 383 | 316 | 19 | 52 | 387 |
| Sahtu | 234 | 15 | 3 | 252 | 240 | 13 | 3 | 256 |
| Beaufort Delta | 632 | 30 | 24 | 686 | 654 | 28 | 24 | 706 |
| | <u>5,072</u> | <u>212</u> | <u>129</u> | <u>5,413</u> | <u>5,137</u> | <u>194</u> | <u>129</u> | <u>5,460</u> |
| Community Allocation | | | | | | | | |
| Headquarters | 1,463 | 11 | 1 | 1,475 | 1,515 | 8 | 1 | 1,524 |
| Regional Offices | 2,886 | 119 | 70 | 3,075 | 2,911 | 109 | 84 | 3,104 |
| Other | 723 | 82 | 58 | 863 | 711 | 77 | 44 | 832 |
| | <u>5,072</u> | <u>212</u> | <u>129</u> | <u>5,413</u> | <u>5,137</u> | <u>194</u> | <u>129</u> | <u>5,460</u> |

Full Time and Part Time positions may be indeterminate positions with no end date of employment or for a fixed term. Regional Offices include positions located in Yellowknife Regional Offices (North Slave), Fort Smith, Hay River, Fort Simpson, Norman Wells and Inuvik.

This page intentionally left blank

**Borrowing Plan for the Government Reporting Entity
and
Established Borrowing Limits for the Government of the Northwest Territories**
(thousands of dollars)

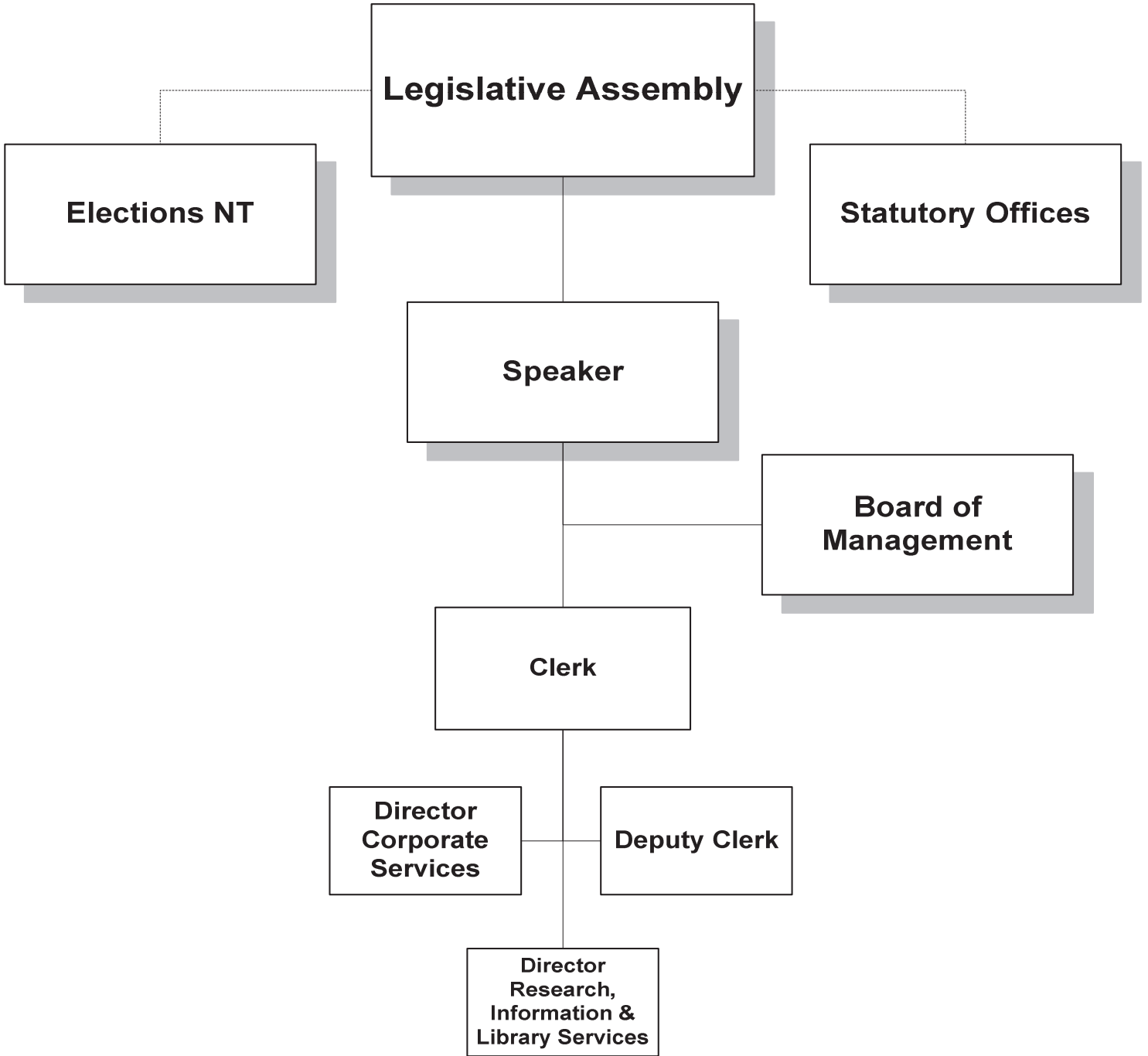
| | Appropriation Act Limits | | |
|---|--|--|--|
| | Estimated Balance, March 31, 2016 | Estimated Balance, March 31, 2017 | Contingency * Established Limits per 2016-17 Appropriation Act |
| GOVERNMENT OF THE NORTHWEST TERRITORIES | | | |
| Short term debt - less than 365 days | 258,000 | 312,000 | 65,000 |
| Long term debt - over 365 days: | | | |
| Real Return Bonds, June 1, 2046, 3.17% | 177,801 | 178,427 | 2,000 |
| Canada Mortgage and Housing Corporation Mortgage, June 2014, 3.30% | 668 | 597 | - |
| New debenture, 4% (estimated), NWT Hydro Corporation | - | 50,000 | - |
| Capital Leases | 2,602 | 1,816 | 500 |
| TOTAL GOVERNMENT BORROWING | 439,071 | 542,840 | 67,500 |
| NWT HYDRO CORPORATION | | | |
| Short term debt - 365 days or less (guaranteed by GNWT) | 37,000 | 20,000 | |
| Long term debt - over 365 days (guaranteed by GNWT): | | | |
| Debentures, due 2025 to 2052, bearing interest between 3.82% and 6.00% | 90,000 | 90,000 | |
| Sinking fund debentures, due 2018 to 2016, bearing interest between 6.33% and 8.41% | 18,700 | 18,700 | |
| Less associated sinking fund investments | (7,988) | (8,749) | |
| Amortizing debentures, due between 2032 and 2040, bearing interest between 5.16% and 6.42% | 58,202 | 56,540 | |
| Series 1, 2 and 3 debentures, due 2015 to 2016, bearing interest between 9.11% and 10% | 16,097 | 15,032 | |
| Capital Leases | 18,382 | 17,976 | |
| TOTAL NWT HYDRO CORPORATION BORROWING | 230,393 | 209,499 | |
| NWT HOUSING CORPORATION | | | |
| Long term debt - over 365 days | | | |
| Canada Mortgage and Housing Corporation, 2033, 6.97% | 7,128 | 6,514 | |
| Mortgages due to Canada Mortgage and Housing Corporation, between 2026 and 2027, bearing interest between 2.78% and 3.38% | 2,917 | 2,675 | |
| Capital Leases | 52 | - | |
| Loan Guarantees | 21,234 | 19,149 | |
| TOTAL NWT HOUSING CORPORATION BORROWING | 31,331 | 28,338 | |
| OTHER PUBLIC AGENCIES | | | |
| Short term debt - 365 days or less | - | 1,000 | |
| Long term debt - over 365 days | 1,599 | 855 | |
| Loan Guarantees | 250 | 250 | |
| TOTAL OTHER PUBLIC AGENCIES | 1,849 | 2,105 | |
| TOTAL CONSOLIDATED BORROWING | 702,644 | 782,782 | |

* Contingency amounts are based on the estimated working capital requirements during the year which can vary significantly.

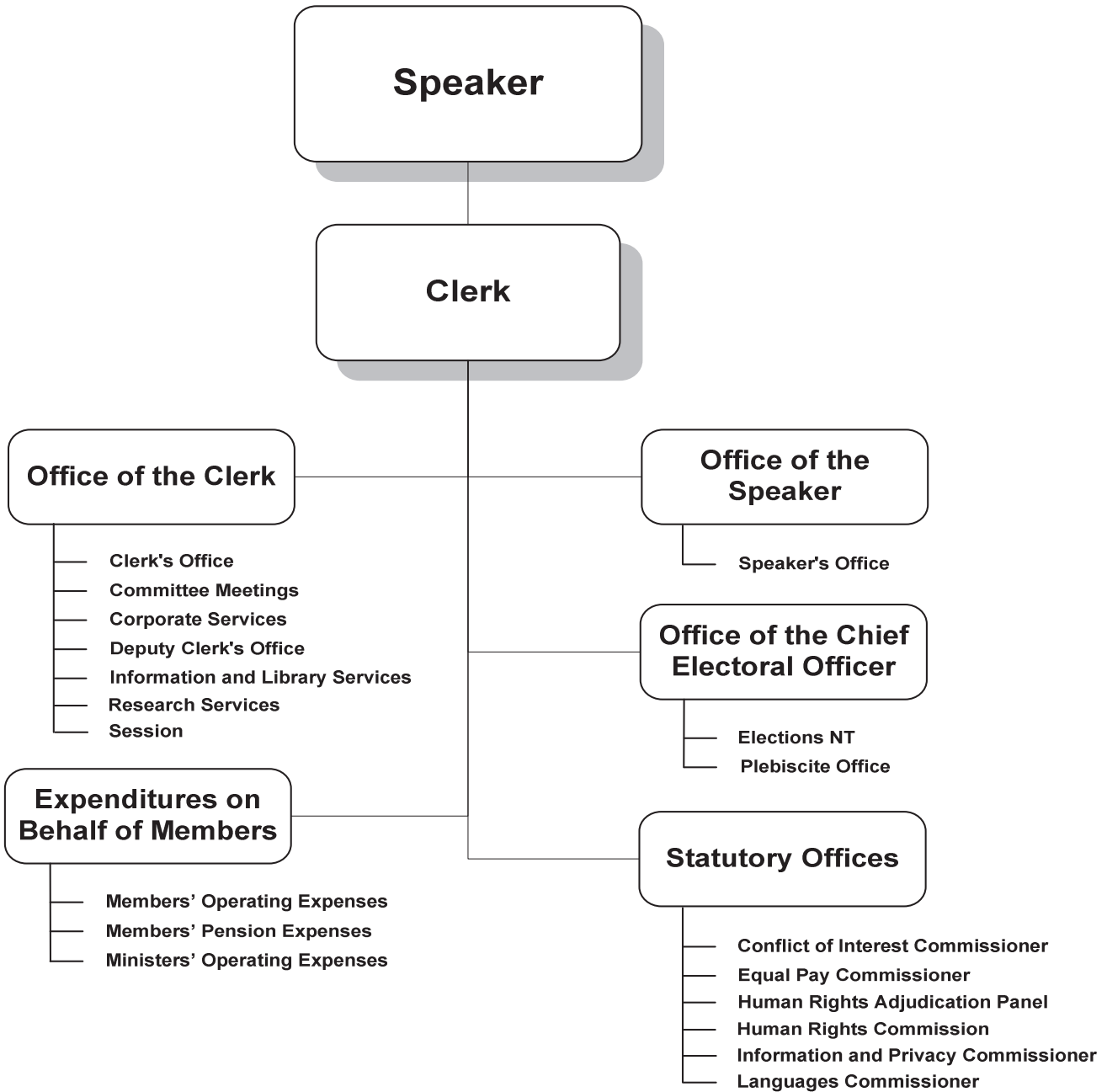
This page intentionally left blank

Legislative Assembly

**Legislative Assembly
Organizational Chart**



Legislative Assembly
Accounting Structure Chart

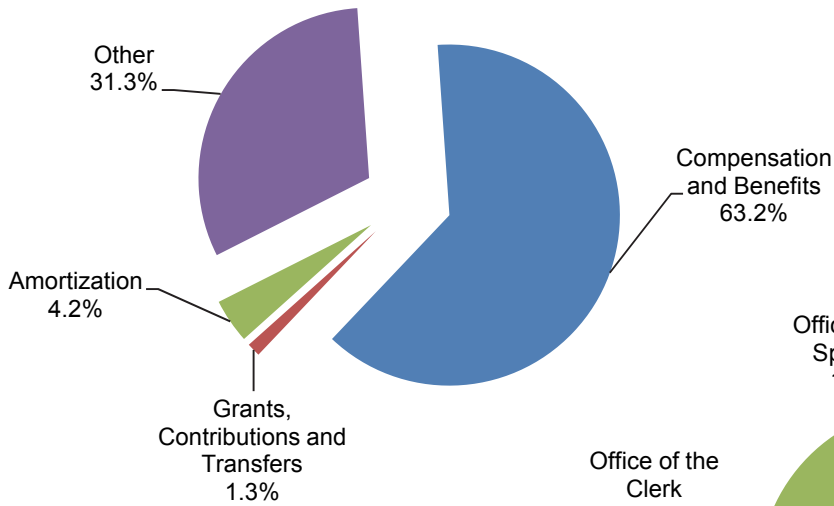


Legislative Assembly

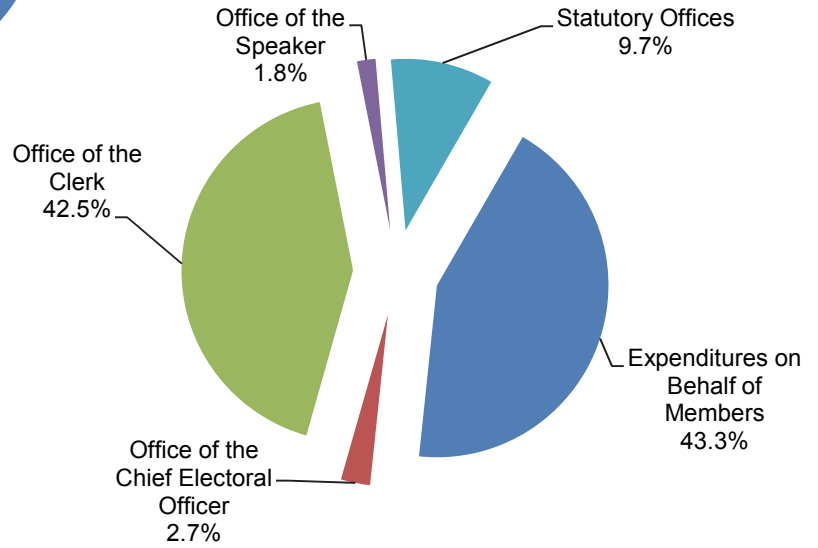
Graphs

Operations Expenditures

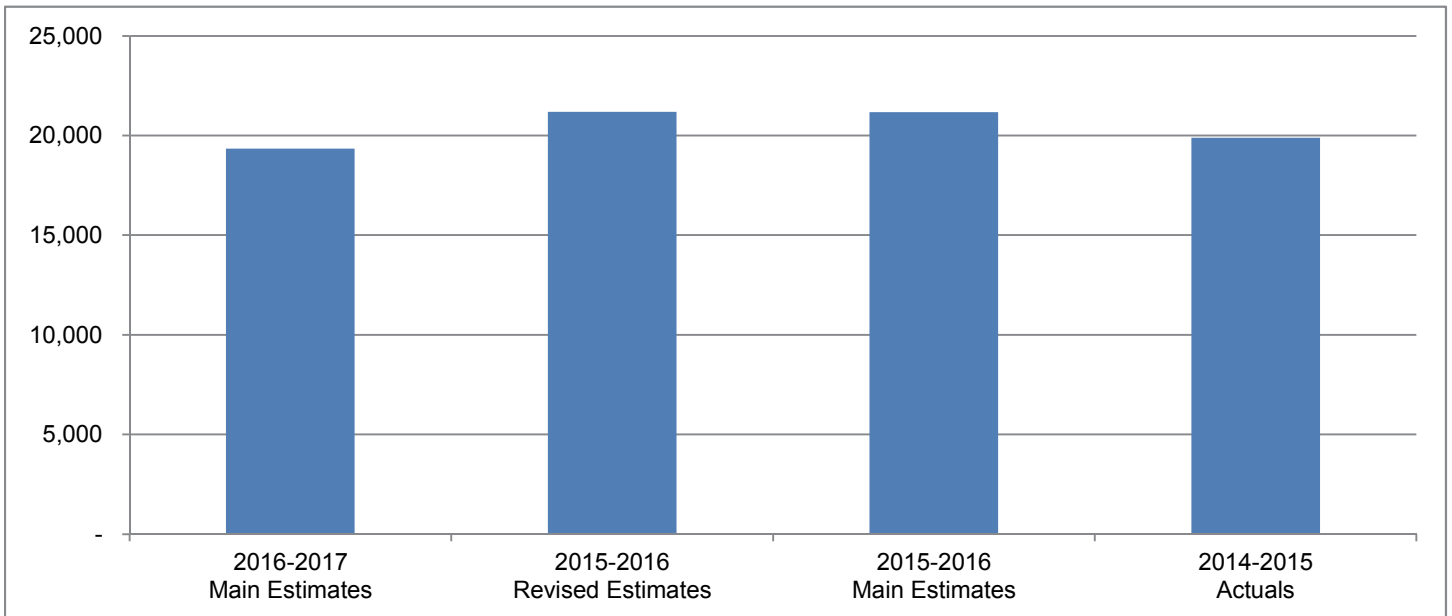
By Expenditure Category



By Activity



**Operations Expenditures Comparison
(thousands of dollars)**



Legislative Assembly

The mandate of the Legislative Assembly of the Northwest Territories is to safeguard and promote the principles of consensus government and the institution of the Legislative Assembly in order to foster an empowered and representative government that is relevant and accountable to the people of the Northwest Territories.

(thousands of dollars)

| | 2016-2017 Main Estimates | 2015-2016 Revised Estimates | 2015-2016 Main Estimates | 2014-2015 Actuals |
|---------------------------------------|---|--|---|------------------------------|
| Activity | | | | |
| Expenditures on Behalf of Members | 8,379 | 9,007 | 8,999 | 8,414 |
| Office of the Chief Electoral Officer | 531 | 1,650 | 1,650 | 777 |
| Office of the Clerk | 8,213 | 8,409 | 8,409 | 8,538 |
| Office of the Speaker | 340 | 356 | 356 | 319 |
| Statutory Offices | 1,873 | 1,761 | 1,761 | 1,839 |
| | 19,336 | 21,183 | 21,175 | 19,887 |
| Expenditure Category | | | | |
| Compensation and Benefits | 12,217 | 13,339 | 13,331 | 12,686 |
| Grants, Contributions and Transfers | 250 | 250 | 250 | 350 |
| Amortization | 810 | 805 | 805 | 864 |
| Chargebacks | 343 | 354 | 354 | 361 |
| Computer Hardware and Software | 54 | 41 | 41 | 19 |
| Contract Services | 2,927 | 3,209 | 3,209 | 3,105 |
| Controllable Assets | 115 | 123 | 123 | 30 |
| Fees and Payments | 294 | 294 | 294 | 320 |
| Materials and Supplies | 360 | 426 | 426 | 354 |
| Purchased Services | 733 | 898 | 898 | 650 |
| Travel | 887 | 1,098 | 1,098 | 833 |
| Utilities | 346 | 346 | 346 | 315 |
| | 19,336 | 21,183 | 21,175 | 19,887 |
| Total Revenues | 175 | 26 | 26 | 3,162 |
| Total Active Positions | 40 | | 41 | |
| Infrastructure Investment | 200 | 353 | 150 | 245 |

Legislative Assembly

Revenue Summary

(Information Item)

(thousands of dollars)

| | 2016-2017 Main Estimates | 2015-2016 Revised Estimates | 2015-2016 Main Estimates | 2014-2015 Actuals |
|--|---|--|---|------------------------------|
| Transfer Payments | | | | |
| Information & Privacy Commissioner - Nunavut | 149 | - | - | - |
| General | | | | |
| <i>Regulatory Revenue</i> | | | | |
| Fees | 15 | 15 | 15 | - |
| <i>Investment Income</i> | | | | |
| Gain on Investments | - | - | - | 3,156 |
| <i>Service and Miscellaneous</i> | | | | |
| Publications | 1 | 1 | 1 | - |
| Concessions | 5 | 5 | 5 | 3 |
| Merchandise | 5 | 5 | 5 | 3 |
| | 175 | 26 | 26 | 3,162 |

Legislative Assembly
Active Position Summary

(Information Item)

| | 2016-2017 | | | | 2015-2016 | | | |
|---------------------------------------|-----------|-----------|----------|-----------|-----------|-----------|----------|-----------|
| | Full Time | Part Time | Seasonal | Total | Full Time | Part Time | Seasonal | Total |
| Activity | | | | | | | | |
| Expenditures on Behalf of Members | - | - | - | - | - | - | - | - |
| Office of the Chief Electoral Officer | 2 | - | - | 2 | 4 | - | - | 4 |
| Office of the Clerk | 27 | 1 | 1 | 29 | 28 | - | 1 | 29 |
| Office of the Speaker | 1 | - | - | 1 | 1 | - | - | 1 |
| Statutory Offices | 6 | 2 | - | 8 | 6 | 1 | - | 7 |
| | 36 | 3 | 1 | 40 | 39 | 1 | 1 | 41 |
| Regional Allocation | | | | | | | | |
| Headquarters | 36 | 3 | 1 | 40 | 39 | 1 | 1 | 41 |
| North Slave | - | - | - | - | - | - | - | - |
| Tłı̨chǫ | - | - | - | - | - | - | - | - |
| South Slave | - | - | - | - | - | - | - | - |
| Dehcho | - | - | - | - | - | - | - | - |
| Sahtu | - | - | - | - | - | - | - | - |
| Beaufort Delta | - | - | - | - | - | - | - | - |
| | 36 | 3 | 1 | 40 | 39 | 1 | 1 | 41 |
| Community Allocation | | | | | | | | |
| Headquarters | 36 | 3 | 1 | 40 | 39 | 1 | 1 | 41 |
| Regional Offices | - | - | - | - | - | - | - | - |
| Other | - | - | - | - | - | - | - | - |
| | 36 | 3 | 1 | 40 | 39 | 1 | 1 | 41 |

Full Time and Part Time positions may be indeterminate positions with no end date of employment or for a fixed term. Regional Offices include positions located in Yellowknife Regional Offices (North Slave), Fort Smith, Hay River, Fort Simpson, Norman Wells and Inuvik.

Legislative Assembly

Expenditures on Behalf of Members

Activity Description

This activity is comprised of indemnities, benefits, expenses, allowances and pension administration expenditures to be made on behalf of Members. It also includes expenditures that will be made for Ministers' indemnities, allowances and benefits.

Legislative Assembly

Expenditures on Behalf of Members

Operations Expenditure Summary

(thousands of dollars)

| | 2016-2017 Main Estimates | 2015-2016 Revised Estimates | 2015-2016 Main Estimates | 2014-2015 Actuals |
|--------------------------------|---|--|---|------------------------------|
| Program Detail | | | | |
| Members' Operating Expenses | 4,737 | 5,231 | 5,223 | 4,611 |
| Members' Pension Expenses | 3,111 | 3,111 | 3,111 | 3,277 |
| Ministers' Operating Expenses | 531 | 665 | 665 | 526 |
| | 8,379 | 9,007 | 8,999 | 8,414 |
| Expenditure Category | | | | |
| Compensation and Benefits | 6,720 | 7,214 | 7,206 | 6,794 |
| Computer Hardware and Software | 30 | 17 | 17 | 10 |
| Contract Services | 661 | 809 | 809 | 667 |
| Controllable Assets | 10 | 10 | 10 | - |
| Fees and Payments | 221 | 221 | 221 | 264 |
| Materials and Supplies | 185 | 142 | 142 | 134 |
| Purchased Services | 259 | 285 | 285 | 279 |
| Travel | 293 | 309 | 309 | 266 |
| | 8,379 | 9,007 | 8,999 | 8,414 |

Legislative Assembly

Office of the Chief Electoral Officer

Activity Description

This activity is for expenditures to be made on behalf of The Office of the Chief Electoral Officer to administer territorial general elections, by-elections, and plebiscites and to assist the work of an Electoral Boundaries Commission, when one is convened.

Legislative Assembly
Office of the Chief Electoral Officer
Operations Expenditure Summary

(thousands of dollars)

| | 2016-2017 Main Estimates | 2015-2016 Revised Estimates | 2015-2016 Main Estimates | 2014-2015 Actuals |
|-----------------------------|---|--|---|------------------------------|
| Program Detail | | | | |
| Elections NT | 531 | 1,650 | 1,650 | 777 |
| Expenditure Category | | | | |
| Compensation and Benefits | 423 | 1,065 | 1,065 | 594 |
| Contract Services | 50 | 195 | 195 | 109 |
| Controllable Assets | - | - | - | 6 |
| Fees and Payments | 5 | 5 | 5 | 7 |
| Materials and Supplies | 10 | 75 | 75 | 10 |
| Purchased Services | 31 | 120 | 120 | 14 |
| Travel | 12 | 190 | 190 | 37 |
| | 531 | 1,650 | 1,650 | 777 |

Legislative Assembly
Office of the Chief Electoral Officer

Active Positions
(Information Item)

| | 2016-2017 | | | | 2015-2016 | | | |
|-----------------------------|-----------|-----------|----------|----------|-----------|-----------|----------|----------|
| | Full Time | Part Time | Seasonal | Total | Full Time | Part Time | Seasonal | Total |
| Regional Allocation | | | | | | | | |
| Headquarters | 2 | - | - | 2 | 4 | - | - | 4 |
| North Slave | - | - | - | - | - | - | - | - |
| Tłı̨chǫ | - | - | - | - | - | - | - | - |
| South Slave | - | - | - | - | - | - | - | - |
| Dehcho | - | - | - | - | - | - | - | - |
| Sahtu | - | - | - | - | - | - | - | - |
| Beaufort Delta | - | - | - | - | - | - | - | - |
| | 2 | - | - | 2 | 4 | - | - | 4 |
| Community Allocation | | | | | | | | |
| Headquarters | 2 | - | - | 2 | 4 | - | - | 4 |
| Regional Offices | - | - | - | - | - | - | - | - |
| Other | - | - | - | - | - | - | - | - |
| | 2 | - | - | 2 | 4 | - | - | 4 |

Full Time and Part Time positions may be indeterminate positions with no end date of employment or for a fixed term. Regional Offices include positions located in Yellowknife Regional Offices (North Slave), Fort Smith, Hay River, Fort Simpson, Norman Wells and Inuvik.

Legislative Assembly

Office of the Clerk

Activity Description

This activity is for expenditures to be made on behalf of the Office of the Clerk for providing advice and support to the Speaker and Members on procedural and administrative matters, providing public affairs support and services, financial and human resource management, facilities management, research services, information and reference services through the Legislative and Branch Libraries, administration of session and the provision of Hansard services, and administration of all standing and special committees of the Legislative Assembly.

Legislative Assembly
Office of the Clerk
Operations Expenditure Summary

(thousands of dollars)

| | 2016-2017 Main Estimates | 2015-2016 Revised Estimates | 2015-2016 Main Estimates | 2014-2015 Actuals |
|--|---|--|---|------------------------------|
| Program Detail | | | | |
| Clerk's Office | 1,537 | 1,683 | 1,683 | 2,146 |
| Deputy Clerk's Office | 921 | 941 | 941 | 903 |
| Corporate Services | 3,350 | 3,125 | 3,125 | 2,753 |
| Research, Information and Library Services | 1,156 | 1,112 | 1,112 | 1,152 |
| Session | 809 | 1,083 | 1,083 | 1,055 |
| Committee Meetings | 440 | 465 | 465 | 529 |
| | 8,213 | 8,409 | 8,409 | 8,538 |
| Expenditure Category | | | | |
| Compensation and Benefits | 4,006 | 4,030 | 4,030 | 4,392 |
| Amortization | 810 | 805 | 805 | 864 |
| Chargebacks | 343 | 354 | 354 | 361 |
| Computer Hardware and Software | 18 | 18 | 18 | 4 |
| Contract Services | 1,690 | 1,760 | 1,760 | 1,712 |
| Controllable Assets | 105 | 113 | 113 | 5 |
| Fees and Payments | 54 | 54 | 54 | 37 |
| Materials and Supplies | 118 | 160 | 160 | 177 |
| Purchased Services | 335 | 371 | 371 | 293 |
| Travel | 388 | 398 | 398 | 378 |
| Utilities | 346 | 346 | 346 | 315 |
| | 8,213 | 8,409 | 8,409 | 8,538 |

Legislative Assembly

Office of the Clerk

Active Positions (Information Item)

| | 2016-2017 | | | | 2015-2016 | | | |
|-----------------------------|-----------|-----------|----------|-----------|-----------|-----------|----------|-----------|
| | Full Time | Part Time | Seasonal | Total | Full Time | Part Time | Seasonal | Total |
| Regional Allocation | | | | | | | | |
| Headquarters | 27 | 1 | 1 | 29 | 28 | - | 1 | 29 |
| North Slave | - | - | - | - | - | - | - | - |
| Tłıchǫ | - | - | - | - | - | - | - | - |
| South Slave | - | - | - | - | - | - | - | - |
| Dehcho | - | - | - | - | - | - | - | - |
| Sahtu | - | - | - | - | - | - | - | - |
| Beaufort Delta | - | - | - | - | - | - | - | - |
| | 27 | 1 | 1 | 29 | 28 | - | 1 | 29 |
| Community Allocation | | | | | | | | |
| Headquarters | 27 | 1 | 1 | 29 | 28 | - | 1 | 29 |
| Regional Offices | - | - | - | - | - | - | - | - |
| Other | - | - | - | - | - | - | - | - |
| | 27 | 1 | 1 | 29 | 28 | - | 1 | 29 |

Full Time and Part Time positions may be indeterminate positions with no end date of employment or for a fixed term. Regional Offices include positions located in Yellowknife Regional Offices (North Slave), Fort Smith, Hay River, Fort Simpson, Norman Wells and Inuvik.

Legislative Assembly

Office of the Speaker

Activity Description

This activity is for expenditures to be made on behalf of the Office of the Speaker to preside over proceedings in the House and enforce the Rules of the Legislative Assembly, develop policies on the overall control and operation of the Office of the Legislative Assembly, and officially represent the Legislative Assembly at provincial/territorial, federal and international functions.

Legislative Assembly
Office of the Speaker
Operations Expenditure Summary

(thousands of dollars)

| | 2016-2017 Main Estimates | 2015-2016 Revised Estimates | 2015-2016 Main Estimates | 2014-2015 Actuals |
|-----------------------------|---|--|---|------------------------------|
| Program Detail | | | | |
| Speaker's Office | 340 | 356 | 356 | 319 |
| Expenditure Category | | | | |
| Compensation and Benefits | 148 | 148 | 148 | 130 |
| Contract Services | 33 | 33 | 33 | 31 |
| Materials and Supplies | 8 | 8 | 8 | 10 |
| Purchased Services | 13 | 21 | 21 | 18 |
| Travel | 138 | 146 | 146 | 130 |
| | 340 | 356 | 356 | 319 |

Legislative Assembly

Office of the Speaker

Active Positions

(Information Item)

| | 2016-2017 | | | | 2015-2016 | | | |
|-----------------------------|-----------|-----------|----------|----------|-----------|-----------|----------|----------|
| | Full Time | Part Time | Seasonal | Total | Full Time | Part Time | Seasonal | Total |
| Regional Allocation | | | | | | | | |
| Headquarters | 1 | - | - | 1 | 1 | - | - | 1 |
| North Slave | - | - | - | - | - | - | - | - |
| Tłıchǫ | - | - | - | - | - | - | - | - |
| South Slave | - | - | - | - | - | - | - | - |
| Dehcho | - | - | - | - | - | - | - | - |
| Sahtu | - | - | - | - | - | - | - | - |
| Beaufort Delta | - | - | - | - | - | - | - | - |
| | 1 | - | - | 1 | 1 | - | - | 1 |
| Community Allocation | | | | | | | | |
| Headquarters | 1 | - | - | 1 | 1 | - | - | 1 |
| Regional Offices | - | - | - | - | - | - | - | - |
| Other | - | - | - | - | - | - | - | - |
| | 1 | - | - | 1 | 1 | - | - | 1 |

Full Time and Part Time positions may be indeterminate positions with no end date of employment or for a fixed term. Regional Offices include positions located in Yellowknife Regional Offices (North Slave), Fort Smith, Hay River, Fort Simpson, Norman Wells and Inuvik.

Legislative Assembly

Statutory Offices

Activity Description

This activity is for expenditures to be made on behalf of the independent operations of the following Statutory Officers: Languages Commissioner, Information and Privacy Commissioner, Conflict of Interest Commissioner, Equal Pay Commissioner, Human Rights Commission and the Human Rights Adjudication Panel.

Legislative Assembly
Statutory Offices
Operations Expenditure Summary

(thousands of dollars)

| | 2016-2017 Main Estimates | 2015-2016 Revised Estimates | 2015-2016 Main Estimates | 2014-2015 Actuals |
|--------------------------------------|---|--|---|------------------------------|
| Program Detail | | | | |
| Languages Commissioner | 155 | 173 | 173 | 235 |
| Conflict of Interest Commissioner | 60 | 60 | 60 | 56 |
| Information and Privacy Commissioner | 263 | 158 | 158 | 103 |
| Equal Pay Commissioner | 10 | 20 | 20 | 2 |
| Human Rights Commission | | | | |
| Director, Human Rights Commission | 890 | 890 | 890 | 845 |
| Other Program Costs | 250 | 250 | 250 | 350 |
| Human Rights Adjudication Panel | 245 | 210 | 210 | 248 |
| | 1,873 | 1,761 | 1,761 | 1,839 |
| Expenditure Category | | | | |
| Compensation and Benefits | 920 | 882 | 882 | 776 |
| Grants, Contributions and Transfers | 250 | 250 | 250 | 350 |
| Computer Hardware and Software | 6 | 6 | 6 | 5 |
| Contract Services | 493 | 412 | 412 | 586 |
| Controllable Assets | - | - | - | 19 |
| Fees and Payments | 14 | 14 | 14 | 12 |
| Materials and Supplies | 39 | 41 | 41 | 23 |
| Purchased Services | 95 | 101 | 101 | 46 |
| Travel | 56 | 55 | 55 | 22 |
| | 1,873 | 1,761 | 1,761 | 1,839 |

Legislative Assembly

Statutory Offices

Grants, Contributions and Transfers

(thousands of dollars)

| | 2016-2017 Main Estimates | 2015-2016 Revised Estimates | 2015-2016 Main Estimates | 2014-2015 Actuals |
|---------------------------------|---|--|---|------------------------------|
| Contributions | | | | |
| Human Rights Commission Funding | 250 | 250 | 250 | 350 |

Descriptions of Contributions

Human Rights Commission Funding (250) - The Human Rights Commission for the NWT is mandated to promote human rights, conduct public information / education programs and may provide advice to the Legislative Assembly.

Legislative Assembly

Statutory Offices

Active Positions (Information Item)

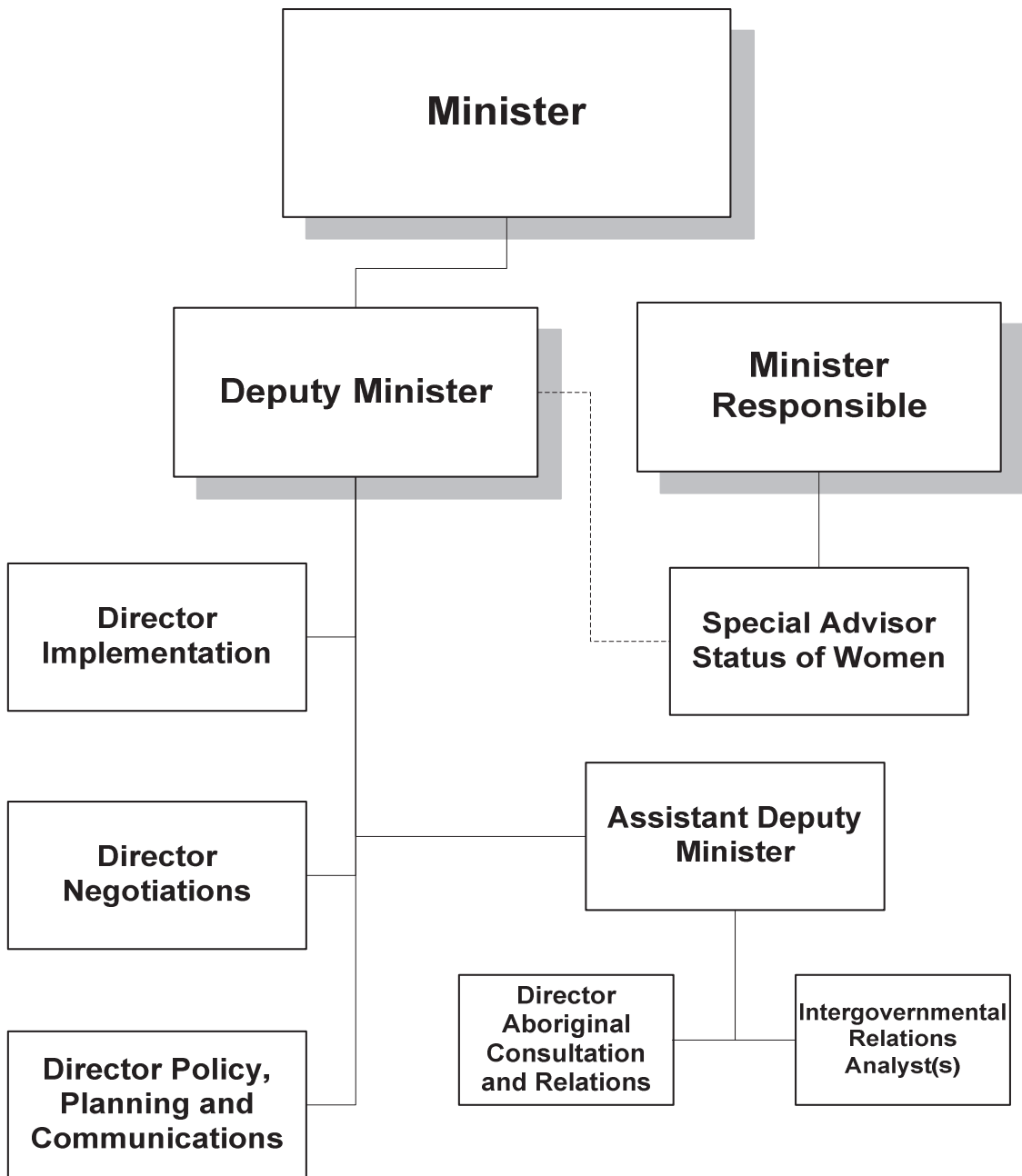
| | 2016-2017 | | | | 2015-2016 | | | |
|-----------------------------|-----------|-----------|----------|----------|-----------|-----------|----------|----------|
| | Full Time | Part Time | Seasonal | Total | Full Time | Part Time | Seasonal | Total |
| Regional Allocation | | | | | | | | |
| Headquarters | 6 | 2 | - | 8 | 6 | 1 | - | 7 |
| North Slave | - | - | - | - | - | - | - | - |
| Tłıchǫ | - | - | - | - | - | - | - | - |
| South Slave | - | - | - | - | - | - | - | - |
| Dehcho | - | - | - | - | - | - | - | - |
| Sahtu | - | - | - | - | - | - | - | - |
| Beaufort Delta | - | - | - | - | - | - | - | - |
| | 6 | 2 | - | 8 | 6 | 1 | - | 7 |
| Community Allocation | | | | | | | | |
| Headquarters | 6 | 2 | - | 8 | 6 | 1 | - | 7 |
| Regional Offices | - | - | - | - | - | - | - | - |
| Other | - | - | - | - | - | - | - | - |
| | 6 | 2 | - | 8 | 6 | 1 | - | 7 |

Full Time and Part Time positions may be indeterminate positions with no end date of employment or for a fixed term. Regional Offices include positions located in Yellowknife Regional Offices (North Slave), Fort Smith, Hay River, Fort Simpson, Norman Wells and Inuvik.

Aboriginal Affairs and Intergovernmental Relations

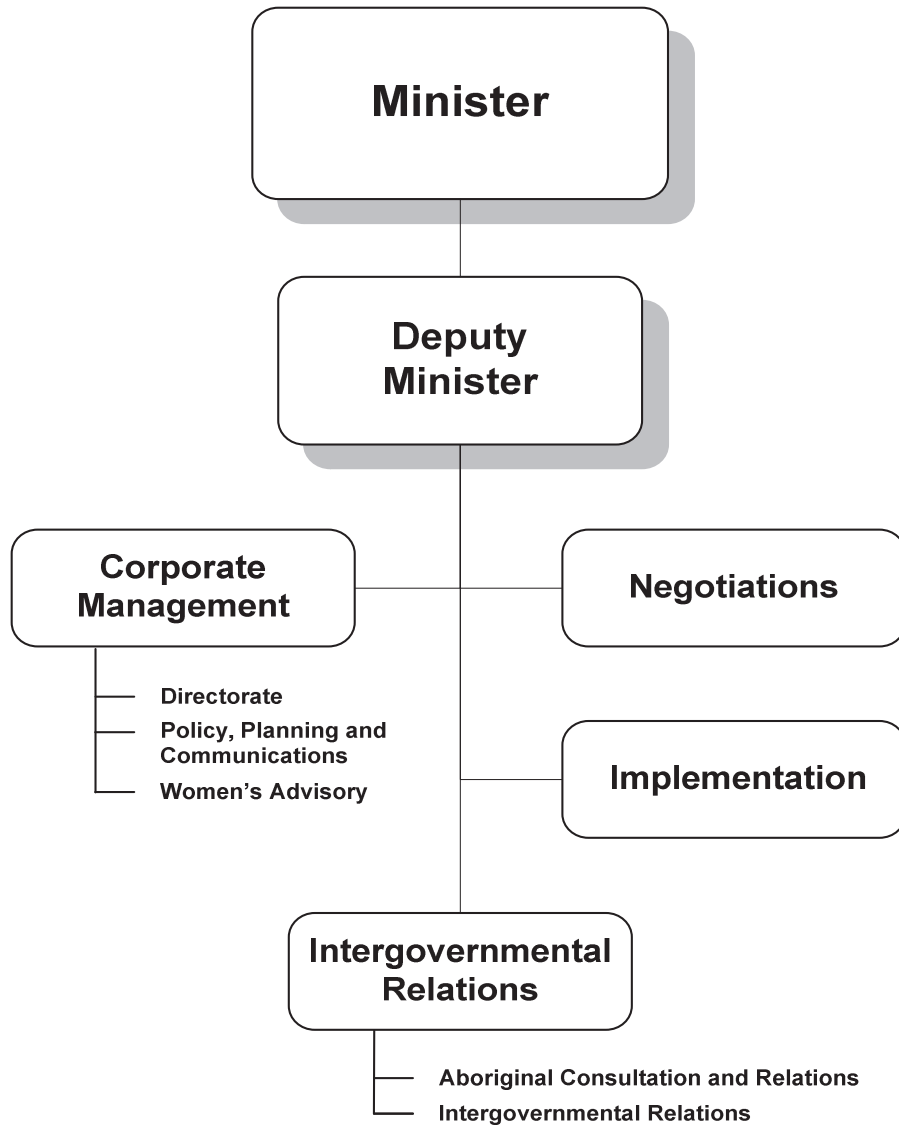
Aboriginal Affairs and Intergovernmental Relations

Organizational Chart



Aboriginal Affairs and Intergovernmental Relations

Accounting Structure Chart

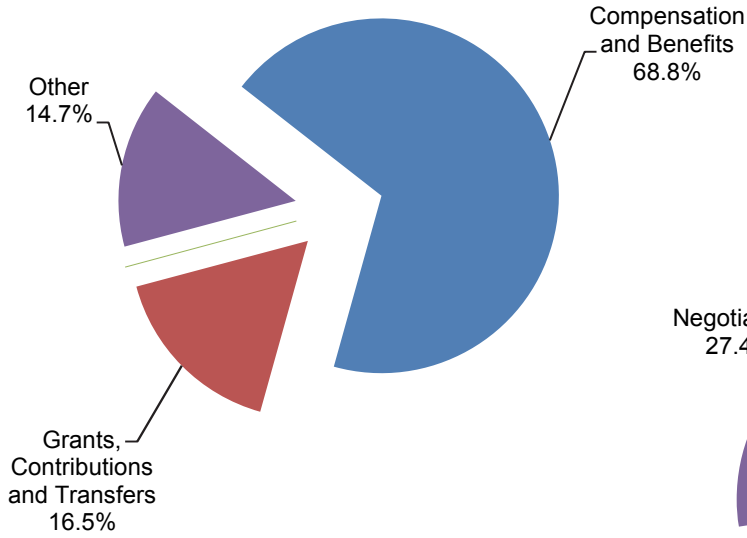


Aboriginal Affairs and Intergovernmental Relations

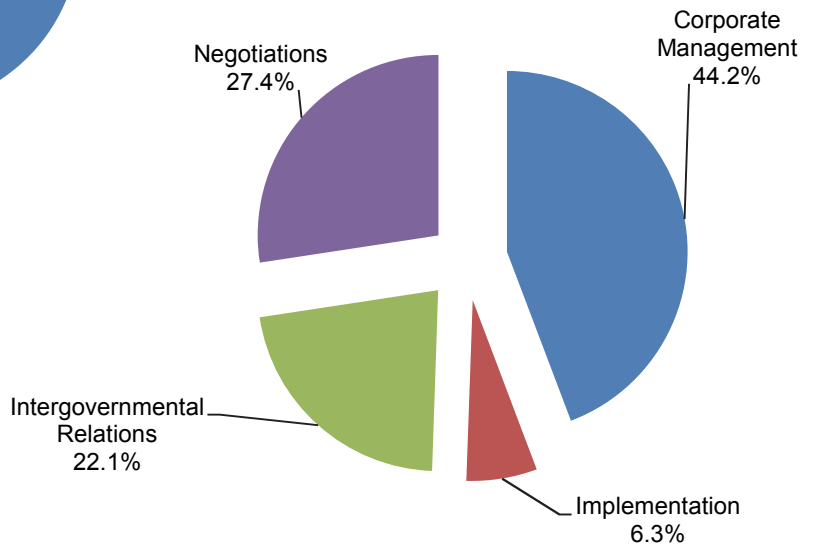
Graphs

Operations Expenditures

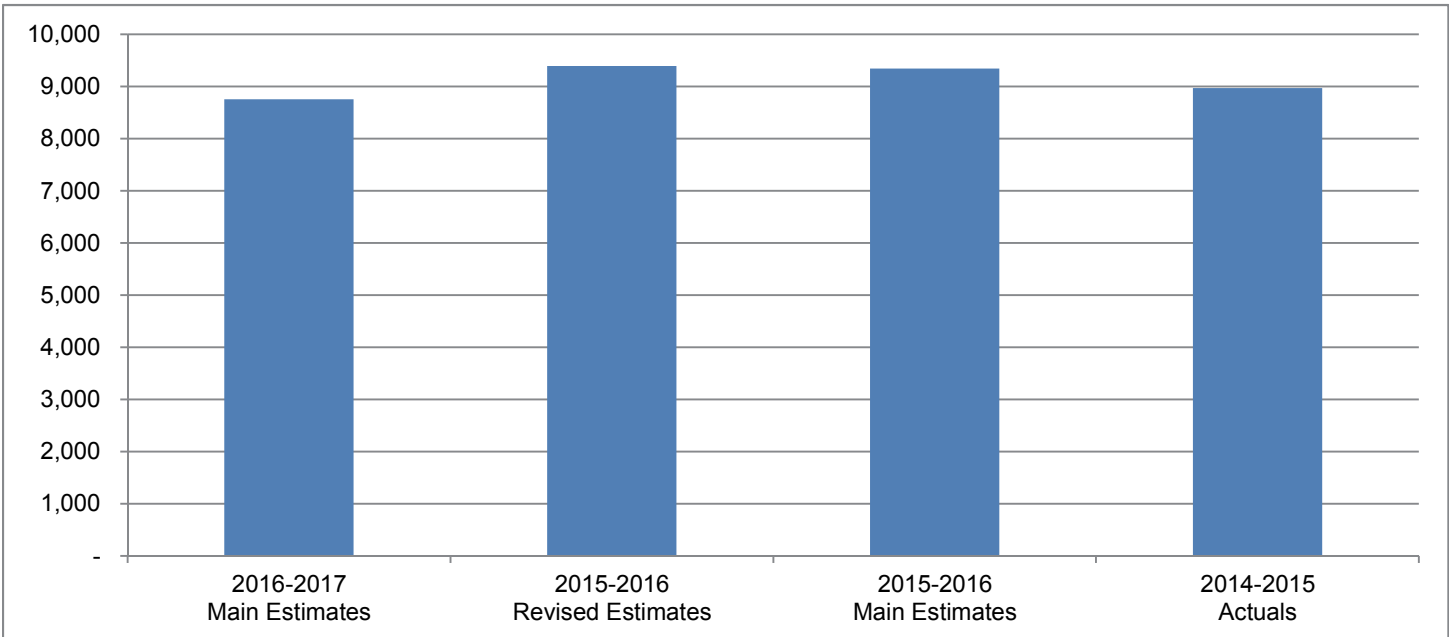
By Expenditure Category



By Activity



Operations Expenditures Comparison (thousands of dollars)



Aboriginal Affairs and Intergovernmental Relations

The mandate of the Department is to protect, develop and promote the interests of the territorial government and the residents of the Northwest Territories in the negotiation and implementation of land, resources and self-government agreements that address Aboriginal rights in the Northwest Territories; participate in the political and constitutional development of the Northwest Territories; and ensure that mutually respectful intergovernmental relations between the territorial government and Aboriginal, provincial, territorial, national and international governments are developed and maintained.

(thousands of dollars)

| | 2016-2017 Main Estimates | 2015-2016 Revised Estimates | 2015-2016 Main Estimates | 2014-2015 Actuals |
|-------------------------------------|---|--|---|------------------------------|
| Activity | | | | |
| Corporate Management | 3,873 | 4,018 | 4,018 | 4,798 |
| Implementation | 553 | 723 | 723 | 540 |
| Intergovernmental Relations | 1,930 | 2,040 | 1,990 | 1,633 |
| Negotiations | 2,398 | 2,609 | 2,609 | 1,998 |
| | 8,754 | 9,390 | 9,340 | 8,969 |
| Expenditure Category | | | | |
| Compensation and Benefits | 6,020 | 6,486 | 6,486 | 5,893 |
| Grants, Contributions and Transfers | 1,445 | 1,555 | 1,555 | 1,594 |
| Chargebacks | 196 | 196 | 196 | 222 |
| Computer Hardware and Software | 7 | 7 | 7 | 3 |
| Contract Services | 467 | 287 | 287 | 334 |
| Controllable Assets | 7 | 7 | 7 | 32 |
| Fees and Payments | 35 | 35 | 35 | 54 |
| Materials and Supplies | 72 | 84 | 84 | 79 |
| Purchased Services | 90 | 168 | 128 | 256 |
| Travel | 415 | 565 | 555 | 502 |
| | 8,754 | 9,390 | 9,340 | 8,969 |
| Total Revenues | - | - | - | - |
| Total Active Positions | 39 | 43 | 43 | 43 |
| Infrastructure Investment | - | - | - | - |

Aboriginal Affairs and Intergovernmental Relations

Active Position Summary

(Information Item)

| | 2016-2017 | | | | 2015-2016 | | | |
|-----------------------------|-----------|-----------|----------|-----------|-----------|-----------|----------|-----------|
| | Full Time | Part Time | Seasonal | Total | Full Time | Part Time | Seasonal | Total |
| Activity | | | | | | | | |
| Corporate Management | 12 | - | - | 12 | 12 | - | - | 12 |
| Implementation | 3 | - | - | 3 | 4 | - | - | 4 |
| Intergovernmental Relations | 9 | - | - | 9 | 9 | - | - | 9 |
| Negotiations | 15 | - | - | 15 | 18 | - | - | 18 |
| | 39 | - | - | 39 | 43 | - | - | 43 |
| Regional Allocation | | | | | | | | |
| Headquarters | 39 | - | - | 39 | 43 | - | - | 43 |
| North Slave Tłıchǫ | - | - | - | - | - | - | - | - |
| South Slave | - | - | - | - | - | - | - | - |
| Dehcho | - | - | - | - | - | - | - | - |
| Sahtu | - | - | - | - | - | - | - | - |
| Beaufort Delta | - | - | - | - | - | - | - | - |
| | 39 | - | - | 39 | 43 | - | - | 43 |
| Community Allocation | | | | | | | | |
| Headquarters | 39 | - | - | 39 | 43 | - | - | 43 |
| Regional Offices | - | - | - | - | - | - | - | - |
| Other | - | - | - | - | - | - | - | - |
| | 39 | - | - | 39 | 43 | - | - | 43 |

Full Time and Part Time positions may be indeterminate positions with no end date of employment or for a fixed term. Regional Offices include positions located in Yellowknife Regional Offices (North Slave), Fort Smith, Hay River, Fort Simpson, Norman Wells and Inuvik.

Aboriginal Affairs and Intergovernmental Relations

Corporate Management

Activity Description

The Directorate manages the internal operations of the department and provides strategic advice and support to the Minister.

The Women's Advisory unit supports the Minister Responsible for Women, and serves as a point of contact within the GNWT for governmental and non-governmental organizations that enhance the cultural, economic, political and social participation of women in society.

The Policy, Planning and Communications division provides policy and communications advice, information and assistance to the department, and coordinates the department's financial, human resources and business planning activities, as well as administers all records management. The division leads the development and review of negotiating mandates that guide GNWT negotiating teams at all land, resources and self-government negotiations. The division supports the Minister of Aboriginal Affairs and Intergovernmental Relations in the context of federal-provincial-territorial-Aboriginal (FPTA) relations, with particular focus on the Aboriginal Affairs Working Group.

Aboriginal Affairs and Intergovernmental Relations

Corporate Management

Operations Expenditure Summary

(thousands of dollars)

| | 2016-2017 Main Estimates | 2015-2016 Revised Estimates | 2015-2016 Main Estimates | 2014-2015 Actuals |
|--|---|--|---|------------------------------|
| Program Detail | | | | |
| Directorate | | | | |
| Corporate or Administration Costs | 1,286 | 1,326 | 1,326 | 2,106 |
| Core Funding to Métis Locals | 225 | 225 | 225 | 225 |
| Indspire Awards | - | 35 | 35 | 35 |
| Special Events Funding to Aboriginal Organizations | 50 | 75 | 75 | 139 |
| Policy, Planning and Communications | 1,237 | 1,277 | 1,277 | 1,287 |
| Women's Advisory | | | | |
| Corporate or Administration Costs | 205 | 210 | 210 | 161 |
| Native Women's Association | 426 | 426 | 426 | 416 |
| Status of Women Council | 394 | 394 | 394 | 379 |
| Women's Initiatives Grants | 50 | 50 | 50 | 50 |
| | 3,873 | 4,018 | 4,018 | 4,798 |
| Expenditure Category | | | | |
| Compensation and Benefits | 2,348 | 2,388 | 2,388 | 2,972 |
| Grants, Contributions and Transfers | 1,145 | 1,205 | 1,205 | 1,244 |
| Chargebacks | 196 | 196 | 196 | 222 |
| Computer Hardware and Software | 2 | 2 | 2 | 1 |
| Contract Services | 15 | 15 | 15 | 12 |
| Controllable Assets | 3 | 3 | 3 | 25 |
| Fees and Payments | 26 | 26 | 26 | 28 |
| Materials and Supplies | 33 | 45 | 45 | 25 |
| Purchased Services | 30 | 43 | 43 | 100 |
| Travel | 75 | 95 | 95 | 169 |
| | 3,873 | 4,018 | 4,018 | 4,798 |

Aboriginal Affairs and Intergovernmental Relations

Corporate Management

Grants, Contributions and Transfers

(thousands of dollars)

| | 2016-2017 Main Estimates | 2015-2016 Revised Estimates | 2015-2016 Main Estimates | 2014-2015 Actuals |
|--|--------------------------------|-----------------------------------|--------------------------------|----------------------|
| Grants | | | | |
| Core Funding to Métis Locals | 225 | 225 | 225 | 225 |
| Indspire Awards | - | 35 | 35 | 35 |
| Special Events Funding to Aboriginal Organizations | 50 | 75 | 75 | 139 |
| Women's Initiatives Grants | 50 | 50 | 50 | 50 |
| | 325 | 385 | 385 | 449 |
| Contributions | | | | |
| Native Women's Association | 426 | 426 | 426 | 416 |
| Status of Women Council | 394 | 394 | 394 | 379 |
| | 820 | 820 | 820 | 795 |
| Total Grants and Contributions | 1,145 | 1,205 | 1,205 | 1,244 |

Descriptions of Grants and Contributions

Core Funding to Métis Locals (225) - Core funding is provided to Métis Locals in the Northwest Territories to assist with office operating costs.

Indspire Awards - Funding is provided to the National Aboriginal Achievement Foundation to assist in the costs associated with the annual Indspire Awards celebration.

Special Events Funding to Aboriginal Organizations (50) - Funding is provided to Aboriginal organizations for special events and community celebrations of National Aboriginal Day.

Women's Initiatives Grants (50) - Funding is provided to non-profit organizations for special projects that support the cultural, economic, political and social participation of women in society.

Native Women's Association (426) - Funding is provided to cover staff, travel, research, meeting costs and related operations and maintenance costs.

Status of Women Council (394) - Funding is provided to the Status of Women Council of the Northwest Territories in order to assist the council with operating expenses.

Aboriginal Affairs and Intergovernmental Relations

Corporate Management

Active Positions (Information Item)

| | 2016-2017 | | | | 2015-2016 | | | |
|-----------------------------|--------------|--------------|----------|-----------|--------------|--------------|----------|-----------|
| | Full Time | Part Time | Seasonal | Total | Full Time | Part Time | Seasonal | Total |
| Regional Allocation | | | | | | | | |
| Headquarters | 12 | - | - | 12 | 12 | - | - | 12 |
| North Slave | - | - | - | - | - | - | - | - |
| Tłıchǫ | - | - | - | - | - | - | - | - |
| South Slave | - | - | - | - | - | - | - | - |
| Dehcho | - | - | - | - | - | - | - | - |
| Sahtu | - | - | - | - | - | - | - | - |
| Beaufort Delta | - | - | - | - | - | - | - | - |
| | 12 | - | - | 12 | 12 | - | - | 12 |
| Community Allocation | | | | | | | | |
| Headquarters | 12 | - | - | 12 | 12 | - | - | 12 |
| Regional Offices | - | - | - | - | - | - | - | - |
| Other | - | - | - | - | - | - | - | - |
| | 12 | - | - | 12 | 12 | - | - | 12 |

Full Time and Part Time positions may be indeterminate positions with no end date of employment or for a fixed term. Regional Offices include positions located in Yellowknife Regional Offices (North Slave), Fort Smith, Hay River, Fort Simpson, Norman Wells and Inuvik.

Aboriginal Affairs and Intergovernmental Relations

Implementation

Activity Description

The Implementation division is responsible for negotiating implementation plans, financing agreements and joint program and service delivery arrangements associated with land, resources and self-government agreements. The division is also responsible for monitoring and facilitating ongoing GNWT implementation obligations and activities pursuant to settled land, resources and self-government agreements, and representing the GNWT on trilateral Implementation Committees tasked with monitoring and coordinating the overall implementation of the agreements.

Aboriginal Affairs and Intergovernmental Relations

Implementation

Operations Expenditure Summary

(thousands of dollars)

| | 2016-2017 Main Estimates | 2015-2016 Revised Estimates | 2015-2016 Main Estimates | 2014-2015 Actuals |
|-----------------------------|---|--|---|------------------------------|
| Expenditure Category | | | | |
| Compensation and Benefits | 502 | 657 | 657 | 503 |
| Contract Services | 10 | 10 | 10 | 4 |
| Controllable Assets | - | - | - | 3 |
| Fees and Payments | 1 | 1 | 1 | - |
| Materials and Supplies | 10 | 10 | 10 | 9 |
| Purchased Services | 10 | 15 | 15 | 14 |
| Travel | 20 | 30 | 30 | 7 |
| | 553 | 723 | 723 | 540 |

Aboriginal Affairs and Intergovernmental Relations

Implementation

Active Positions (Information Item)

| | 2016-2017 | | | | 2015-2016 | | | |
|-----------------------------|--------------|--------------|----------|----------|--------------|--------------|----------|----------|
| | Full Time | Part Time | Seasonal | Total | Full Time | Part Time | Seasonal | Total |
| Regional Allocation | | | | | | | | |
| Headquarters | 3 | - | - | 3 | 4 | - | - | 4 |
| North Slave | - | - | - | - | - | - | - | - |
| Tłıchǫ | - | - | - | - | - | - | - | - |
| South Slave | - | - | - | - | - | - | - | - |
| Dehcho | - | - | - | - | - | - | - | - |
| Sahtu | - | - | - | - | - | - | - | - |
| Beaufort Delta | - | - | - | - | - | - | - | - |
| | 3 | - | - | 3 | 4 | - | - | 4 |
| Community Allocation | | | | | | | | |
| Headquarters | 3 | - | - | 3 | 4 | - | - | 4 |
| Regional Offices | - | - | - | - | - | - | - | - |
| Other | - | - | - | - | - | - | - | - |
| | 3 | - | - | 3 | 4 | - | - | 4 |

Full Time and Part Time positions may be indeterminate positions with no end date of employment or for a fixed term. Regional Offices include positions located in Yellowknife Regional Offices (North Slave), Fort Smith, Hay River, Fort Simpson, Norman Wells and Inuvik.

Aboriginal Affairs and Intergovernmental Relations

Intergovernmental Relations

Activity Description

The Intergovernmental Relations division promotes and advances the GNWT's commitment to develop and maintain mutually respectful intergovernmental relations between the GNWT and federal, provincial, territorial, and international governments. In doing so, the division protects, develops and promotes the interests and aspirations of NWT residents in the GNWT's intergovernmental relations activities.

The Aboriginal Consultation and Relations division promotes and advances the GNWT's commitment to develop and maintain mutually respectful intergovernmental relations between the GNWT and Aboriginal governments and is also responsible for the provision of advice to all departments in relation to meeting the GNWT's duty to consult. As part of its role in Aboriginal intergovernmental relations, the division is responsible for providing support to the Intergovernmental Council on Land and Resource Management.

Aboriginal Affairs and Intergovernmental Relations

Intergovernmental Relations

Operations Expenditure Summary

(thousands of dollars)

| | 2016-2017 Main Estimates | 2015-2016 Revised Estimates | 2015-2016 Main Estimates | 2014-2015 Actuals |
|--|---|--|---|------------------------------|
| Program Detail | | | | |
| Aboriginal Consultation and Relations | | | | |
| Corporate or Administration Costs | 693 | 743 | 693 | 37 |
| Aboriginal Intergovernmental Meetings Fund | 300 | 350 | 350 | 350 |
| Intergovernmental Relations | 937 | 947 | 947 | 1,246 |
| | 1,930 | 2,040 | 1,990 | 1,633 |
| Expenditure Category | | | | |
| Compensation and Benefits | 1,422 | 1,422 | 1,422 | 825 |
| Grants, Contributions and Transfers | 300 | 350 | 350 | 350 |
| Computer Hardware and Software | - | - | - | 1 |
| Contract Services | 80 | 80 | 80 | 179 |
| Controllable Assets | 2 | 2 | 2 | 3 |
| Fees and Payments | 7 | 7 | 7 | 26 |
| Materials and Supplies | 19 | 19 | 19 | 43 |
| Purchased Services | 30 | 70 | 30 | 117 |
| Travel | 70 | 90 | 80 | 89 |
| | 1,930 | 2,040 | 1,990 | 1,633 |

Aboriginal Affairs and Intergovernmental Relations

Intergovernmental Relations

Grants, Contributions and Transfers

(thousands of dollars)

| | 2016-2017 Main Estimates | 2015-2016 Revised Estimates | 2015-2016 Main Estimates | 2014-2015 Actuals |
|--|---|--|---|------------------------------|
| Grants | | | | |
| Aboriginal Intergovernmental Meetings Fund | 300 | 350 | 350 | 350 |

Descriptions of Grants

Aboriginal Intergovernmental Meetings Fund (300) - Funding is provided to assist regional Aboriginal governments in the Northwest Territories with the costs of participating in government-to-government meetings with the Government of the Northwest Territories.

Aboriginal Affairs and Intergovernmental Relations

Intergovernmental Relations

Active Positions (Information Item)

| | 2016-2017 | | | | 2015-2016 | | | |
|-----------------------------|-----------|-----------|----------|----------|-----------|-----------|----------|----------|
| | Full Time | Part Time | Seasonal | Total | Full Time | Part Time | Seasonal | Total |
| Regional Allocation | | | | | | | | |
| Headquarters | 9 | - | - | 9 | 9 | - | - | 9 |
| North Slave | - | - | - | - | - | - | - | - |
| Tłıchǫ | - | - | - | - | - | - | - | - |
| South Slave | - | - | - | - | - | - | - | - |
| Dehcho | - | - | - | - | - | - | - | - |
| Sahtu | - | - | - | - | - | - | - | - |
| Beaufort Delta | - | - | - | - | - | - | - | - |
| | 9 | - | - | 9 | 9 | - | - | 9 |
| Community Allocation | | | | | | | | |
| Headquarters | 9 | - | - | 9 | 9 | - | - | 9 |
| Regional Offices | - | - | - | - | - | - | - | - |
| Other | - | - | - | - | - | - | - | - |
| | 9 | - | - | 9 | 9 | - | - | 9 |

Full Time and Part Time positions may be indeterminate positions with no end date of employment or for a fixed term. Regional Offices include positions located in Yellowknife Regional Offices (North Slave), Fort Smith, Hay River, Fort Simpson, Norman Wells and Inuvik.

Aboriginal Affairs and Intergovernmental Relations

Negotiations

Activity Description

The Negotiations division is responsible for leading the GNWT's participation at land, resources and self-government negotiations in the NWT. Successfully concluding land, resources and self-government agreements throughout the NWT will lay the foundation for attaining political certainty, building mutually respectful intergovernmental relations and realizing the economic potential of the NWT.

Aboriginal Affairs and Intergovernmental Relations

Negotiations

Operations Expenditure Summary

(thousands of dollars)

| | 2016-2017 Main Estimates | 2015-2016 Revised Estimates | 2015-2016 Main Estimates | 2014-2015 Actuals |
|--------------------------------|---|--|---|------------------------------|
| Expenditure Category | | | | |
| Compensation and Benefits | 1,748 | 2,019 | 2,019 | 1,593 |
| Computer Hardware and Software | 5 | 5 | 5 | 1 |
| Contract Services | 362 | 182 | 182 | 139 |
| Controllable Assets | 2 | 2 | 2 | 1 |
| Fees and Payments | 1 | 1 | 1 | - |
| Materials and Supplies | 10 | 10 | 10 | 2 |
| Purchased Services | 20 | 40 | 40 | 25 |
| Travel | 250 | 350 | 350 | 237 |
| | 2,398 | 2,609 | 2,609 | 1,998 |

Aboriginal Affairs and Intergovernmental Relations

Negotiations

Active Positions (Information Item)

| | 2016-2017 | | | | 2015-2016 | | | |
|-----------------------------|--------------|--------------|----------|-----------|--------------|--------------|----------|-----------|
| | Full Time | Part Time | Seasonal | Total | Full Time | Part Time | Seasonal | Total |
| Regional Allocation | | | | | | | | |
| Headquarters | 15 | - | - | 15 | 18 | - | - | 18 |
| North Slave | - | - | - | - | - | - | - | - |
| Tłıchǫ | - | - | - | - | - | - | - | - |
| South Slave | - | - | - | - | - | - | - | - |
| Dehcho | - | - | - | - | - | - | - | - |
| Sahtu | - | - | - | - | - | - | - | - |
| Beaufort Delta | - | - | - | - | - | - | - | - |
| | 15 | - | - | 15 | 18 | - | - | 18 |
| Community Allocation | | | | | | | | |
| Headquarters | 15 | - | - | 15 | 18 | - | - | 18 |
| Regional Offices | - | - | - | - | - | - | - | - |
| Other | - | - | - | - | - | - | - | - |
| | 15 | - | - | 15 | 18 | - | - | 18 |

Full Time and Part Time positions may be indeterminate positions with no end date of employment or for a fixed term. Regional Offices include positions located in Yellowknife Regional Offices (North Slave), Fort Smith, Hay River, Fort Simpson, Norman Wells and Inuvik.

Aboriginal Affairs and Intergovernmental Relations

Lease Commitments

(Information Item)

| Type of Property | Community | (thousands of dollars) | |
|-------------------------|------------------|---|----------------------------------|
| | | 2016-2017 Main Estimates | Future Lease Payments |
| Office Space | Ottawa | 33 | 129 |
| | | 33 | 129 |

The above leases do not include capital leases. In the event a lease is deemed to be a capital lease the associated asset is included in tangible capital assets and amortized over the useful life of the asset; and the lease is recorded as a financial liability.

The Main Estimates and Future Lease Payment amounts represent the Base Rent cost, excluding any operations and maintenance component that is included in the total Lease costs in the agreement.

Aboriginal Affairs and Intergovernmental Relations

Work Performed on Behalf of Others

(Information Item)

(thousands of dollars)

| Items | 2016-2017 | 2015-2016 | 2015-2016 | 2014-2015 |
|---|-------------------|----------------------|-------------------|------------|
| | Main Estimates | Revised Estimates | Main Estimates | Actuals |
| Inuvialuit Implementation Funding | 137 | 167 | 130 | 146 |
| Gwich'in Land Claim Implementation | 156 | 200 | 153 | 156 |
| Sahtu Land Claim Implementation | 116 | 120 | 114 | 142 |
| Tłıchq Agreement Implementation Funding | 150 | 226 | 176 | 220 |
| | 559 | 713 | 573 | 664 |

Descriptions of Work Performed on Behalf of Others

Inuvialuit Implementation Funding (137) - Under the terms of a contribution funding agreement between the Department of Aboriginal Affairs and Northern Development Canada and the Government of the Northwest Territories, Canada will provide 2016-2017 implementation funding to the Government of the Northwest Territories to assist with Inuvialuit implementation activities pursuant to the Inuvialuit Final Agreement.

Gwich'in Land Claim Implementation (156) - Under the terms of a 10-year Bilateral Funding Agreement between Department of Aboriginal Affairs and Northern Development Canada and the Government of the Northwest Territories, Canada will provide a 2016-2017 grant payment to the Government of the Northwest Territories to assist with Gwich'in implementation activities pursuant to the Gwich'in Implementation Plan.

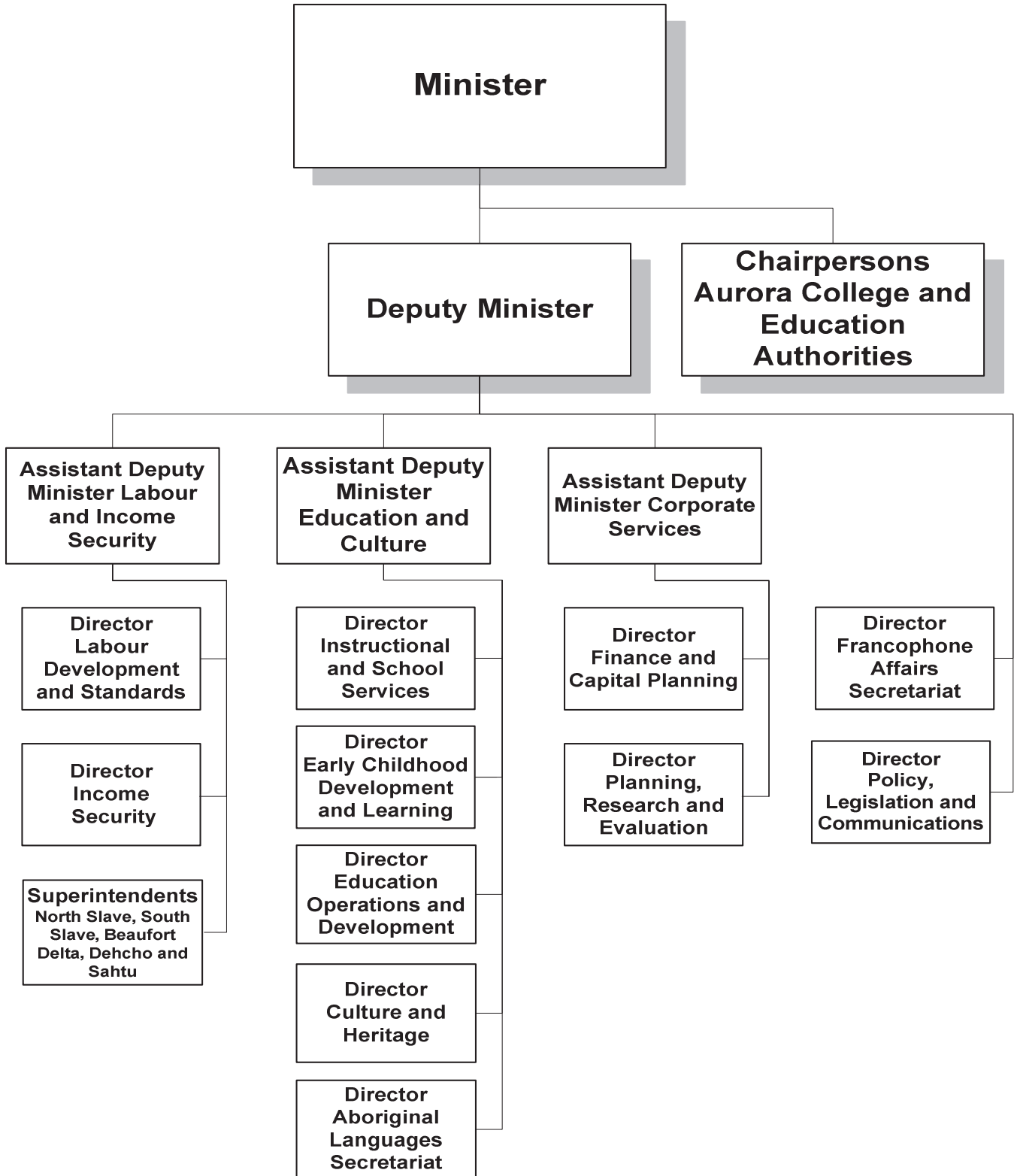
Sahtu Land Claim Implementation (116) - Under the terms of a 10-year Bilateral Funding Agreement between Department of Aboriginal Affairs and Northern Development Canada and the Government of the Northwest Territories, Canada will provide a 2016-2017 grant payment to the Government of the Northwest Territories to assist with Sahtu implementation activities pursuant to the Sahtu Implementation Plan.

Tłıchq Agreement Implementation Funding (150) - Under the terms of a 10-year Bilateral Funding Agreement between Department of Aboriginal Affairs and Northern Development Canada and the Government of the Northwest Territories, Canada will provide a 2016-2017 grant payment to the Government of the Northwest Territories to assist with Tłıchq implementation activities pursuant to the Tłıchq Implementation Plan.

Education, Culture and Employment

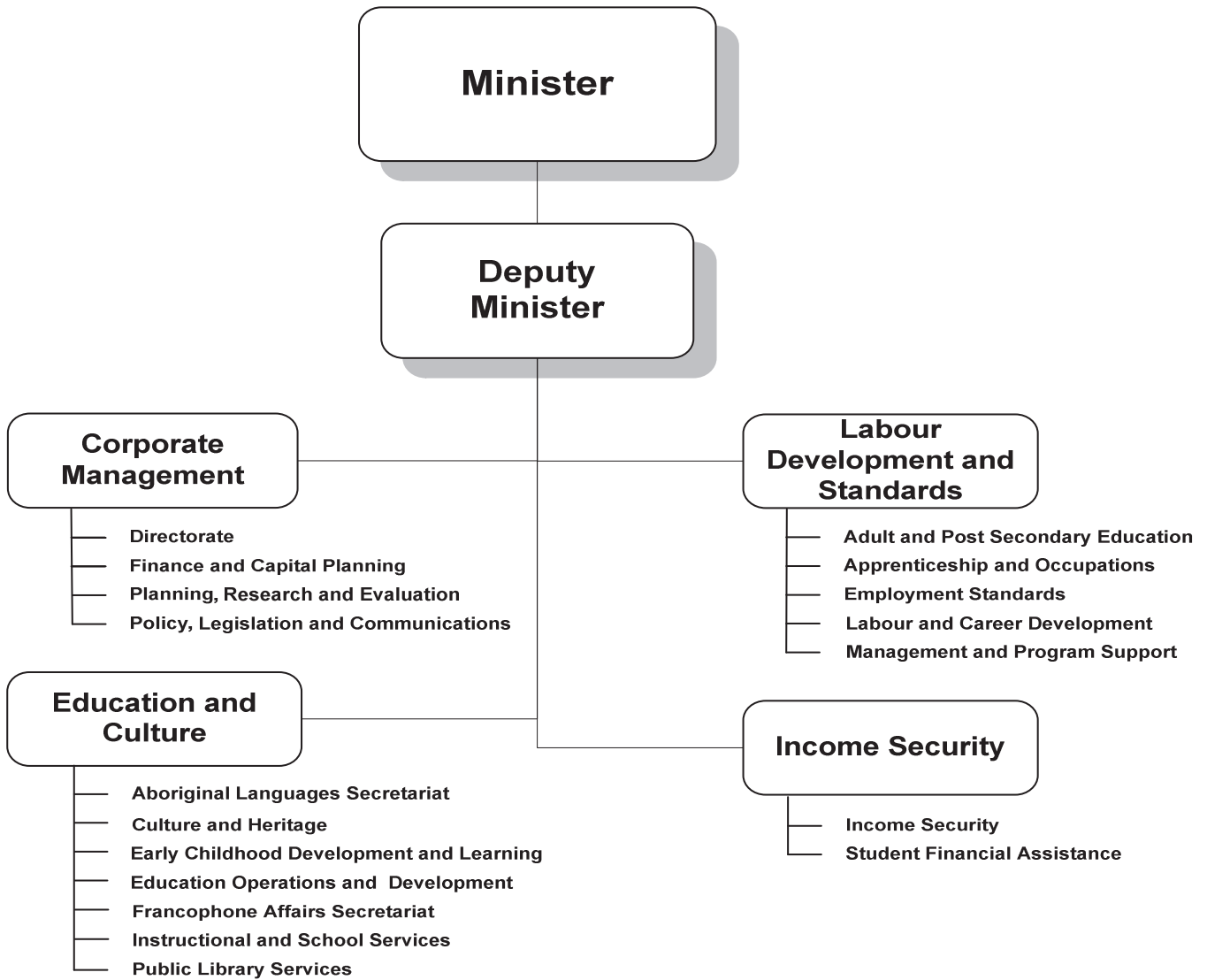
Education, Culture and Employment

Organizational Chart



Education, Culture and Employment

Accounting Structure Chart

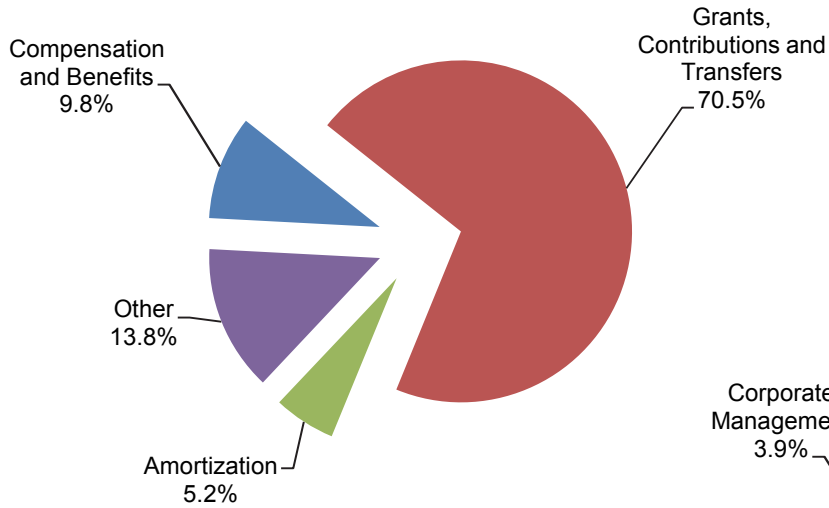


Education, Culture and Employment

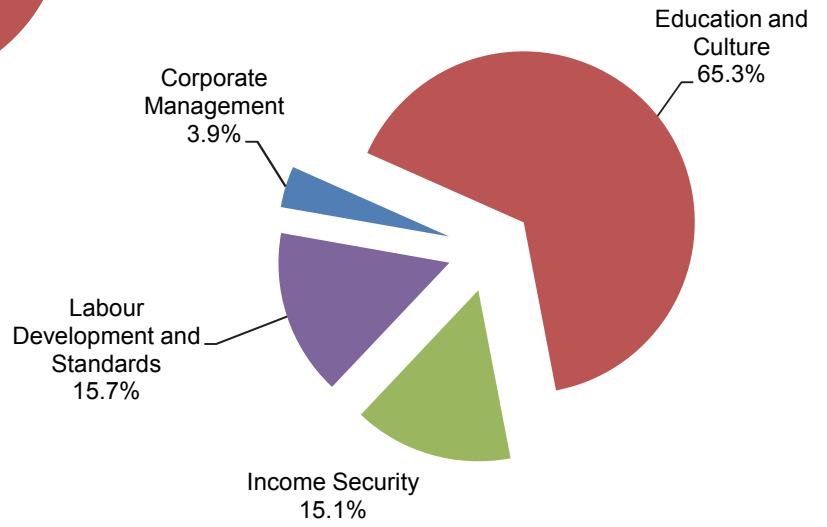
Graphs

Operations Expenditures

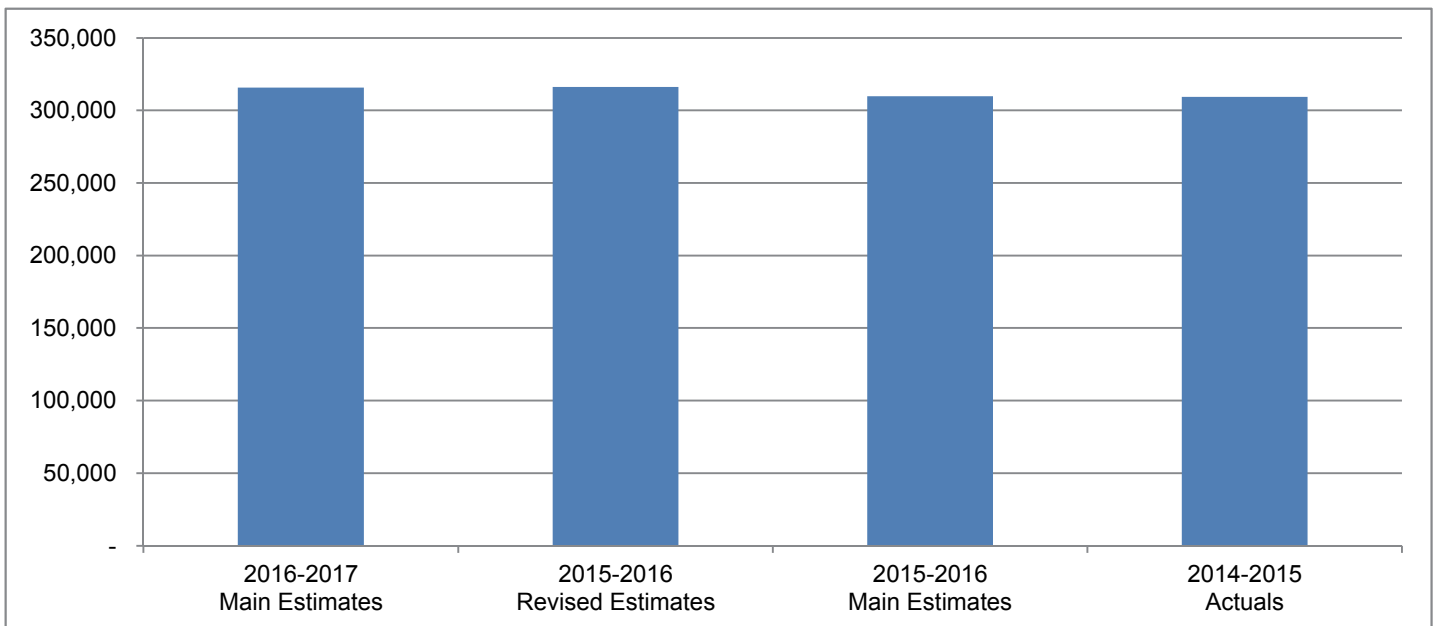
By Expenditure Category



By Activity



Operations Expenditures Comparison (thousands of dollars)



Education, Culture and Employment

The mandate of the Department of Education, Culture and Employment is to provide the residents of the Northwest Territories with access to quality programs, services and support to assist them in making informed and productive choices for themselves and their families with regard to education, training, careers, employment and labour, child development, languages, culture and heritage.

| | (thousands of dollars) | | | |
|-------------------------------------|---|--|---|------------------------------|
| | 2016-2017 Main Estimates | 2015-2016 Revised Estimates | 2015-2016 Main Estimates | 2014-2015 Actuals |
| Activity | | | | |
| Corporate Management | 12,309 | 12,673 | 11,967 | 15,303 |
| Education and Culture | 206,243 | 205,677 | 205,347 | 205,460 |
| Income Security | 47,578 | 48,376 | 43,424 | 40,944 |
| Labour Development and Standards | 49,718 | 49,395 | 49,048 | 47,596 |
| | 315,848 | 316,121 | 309,786 | 309,303 |
| Expenditure Category | | | | |
| Compensation and Benefits | 31,069 | 31,219 | 30,641 | 33,228 |
| Grants, Contributions and Transfers | 222,718 | 222,088 | 222,216 | 213,472 |
| Amortization | 18,480 | 16,025 | 16,025 | 15,559 |
| Chargebacks | 3,905 | 3,905 | 3,705 | 4,198 |
| Computer Hardware and Software | 555 | 546 | 546 | 738 |
| Contract Services | 9,273 | 8,926 | 7,314 | 6,145 |
| Controllable Assets | 134 | 131 | 131 | 100 |
| Fees and Payments | 22,263 | 24,040 | 20,423 | 28,739 |
| Interest | 89 | 222 | 222 | 130 |
| Materials and Supplies | 1,286 | 1,657 | 1,585 | 1,458 |
| Purchased Services | 841 | 1,536 | 1,139 | 1,299 |
| Travel | 1,001 | 1,592 | 1,555 | 1,889 |
| Utilities | 1,815 | 1,815 | 1,815 | 1,925 |
| Valuation Allowances | 2,419 | 2,419 | 2,469 | 423 |
| | 315,848 | 316,121 | 309,786 | 309,303 |
| Total Revenues | 10,370 | 11,205 | 9,955 | 12,499 |
| Total Active Positions | 243 | | 255 | |
| Infrastructure Investment | 8,299 | 9,090 | 6,557 | 7,048 |

Education, Culture and Employment

Revenue Summary

(Information Item)

(thousands of dollars)

| | 2016-2017 Main Estimates | 2015-2016 Revised Estimates | 2015-2016 Main Estimates | 2014-2015 Actuals |
|--|--------------------------------|-----------------------------------|--------------------------------|----------------------|
| Transfer Payments | | | | |
| Canada Student Loans Program | 1,874 | 1,960 | 1,960 | 2,093 |
| Canada NWT Cooperation Agreement for French and Aboriginal Languages | 3,800 | 3,800 | 3,800 | 4,460 |
| Canada NWT Cooperation Agreement for Minority- Language Education and Second-Language Instruction - French | 2,588 | 2,588 | 2,588 | 2,892 |
| Canada NWT Cooperation Agreement for Labour Market Agreement for Persons with Disabilities | 600 | 1,250 | - | 913 |
| Capital Transfers | - | - | - | 600 |
| | 8,862 | 9,598 | 8,348 | 10,958 |
| General | | | | |
| <i>Investment Income</i> | | | | |
| Student Loan Fund Interest | 325 | 460 | 460 | 407 |
| <i>Regulatory Revenues</i> | | | | |
| Teacher Certification Fees | 11 | 11 | 11 | 8 |
| Apprenticeship Fees | 10 | 6 | 6 | 14 |
| Other Fees | - | - | - | 10 |
| <i>Lease</i> | | | | |
| Museum Café (rent) | 30 | 19 | 19 | 40 |
| <i>Program</i> | | | | |
| Care and Storage of Government of Nunavut Museum and Archive Collection | 1,082 | 1,061 | 1,061 | 1,043 |
| <i>Service and Miscellaneous</i> | | | | |
| | 50 | 50 | 50 | 19 |
| | 1,508 | 1,607 | 1,607 | 1,541 |
| | 10,370 | 11,205 | 9,955 | 12,499 |

Education, Culture and Employment

Active Position Summary

(Information Item)

| | 2016-2017 | | | | 2015-2016 | | | |
|-------------------------------------|--------------|--------------|----------|------------|--------------|--------------|----------|------------|
| | Full Time | Part Time | Seasonal | Total | Full Time | Part Time | Seasonal | Total |
| Activity | | | | | | | | |
| Corporate Management | 44 | - | - | 44 | 46 | - | - | 46 |
| Education and Culture | 88 | 9 | - | 97 | 92 | 9 | - | 101 |
| Income Security | 52 | 4 | - | 56 | 53 | 4 | - | 57 |
| Labour Development and Standards | 46 | - | - | 46 | 50 | 1 | - | 51 |
| | 230 | 13 | - | 243 | 241 | 14 | - | 255 |
| Regional Allocation | | | | | | | | |
| Headquarters | 149 | 3 | - | 152 | 162 | 3 | - | 165 |
| North Slave | 17 | 2 | - | 19 | 19 | - | - | 19 |
| Tłı̨chǫ | 3 | - | - | 3 | 3 | - | - | 3 |
| South Slave | 28 | 4 | - | 32 | 25 | 5 | - | 30 |
| Dehcho | 8 | 1 | - | 9 | 8 | 2 | - | 10 |
| Sahtu | 7 | 1 | - | 8 | 7 | 1 | - | 8 |
| Beaufort Delta | 18 | 2 | - | 20 | 17 | 3 | - | 20 |
| | 230 | 13 | - | 243 | 241 | 14 | - | 255 |
| Community Allocation | | | | | | | | |
| Headquarters | 149 | 3 | - | 152 | 162 | 3 | - | 165 |
| Regional Offices | 73 | 6 | - | 79 | 71 | 7 | - | 78 |
| Other | 8 | 4 | - | 12 | 8 | 4 | - | 12 |
| | 230 | 13 | - | 243 | 241 | 14 | - | 255 |

Full Time and Part Time positions may be indeterminate positions with no end date of employment or for a fixed term. Regional Offices include positions located in Yellowknife Regional Offices (North Slave), Fort Smith, Hay River, Fort Simpson, Norman Wells and Inuvik.

Education, Culture and Employment

Corporate Management

Activity Description

The Corporate Management Activity provides leadership, management and planning for the Department as well as its Education Authorities. This includes the development of broad policy and legislative initiatives, strategic financial planning, financial management and corporate program support, the development, design and planning of capital and technology projects, oversight of a comprehensive framework for evaluating programs, setting and monitoring performance measurements and targets and managing an integrated risk-management strategy. Corporate management consists of the following functions: Directorate, Policy, Legislation and Communications, Finance and Capital Planning and Planning, Research and Evaluation.

Education, Culture and Employment

Corporate Management

Operations Expenditure Summary

(thousands of dollars)

| | 2016-2017 Main Estimates | 2015-2016 Revised Estimates | 2015-2016 Main Estimates | 2014-2015 Actuals |
|--|---|--|---|------------------------------|
| Program Detail | | | | |
| Directorate | 1,526 | 1,656 | 1,656 | 4,285 |
| Finance and Capital Planning | 2,078 | 2,154 | 2,154 | 1,989 |
| Planning, Research and Evaluation | 7,325 | 7,497 | 6,791 | 7,607 |
| Policy, Legislation and Communications | 1,380 | 1,366 | 1,366 | 1,422 |
| | 12,309 | 12,673 | 11,967 | 15,303 |
| Expenditure Category | | | | |
| Compensation and Benefits | 6,427 | 6,386 | 6,281 | 8,773 |
| Chargebacks | 3,905 | 3,905 | 3,705 | 4,198 |
| Computer Hardware and Software | 518 | 518 | 518 | 421 |
| Contract Services | 887 | 1,143 | 747 | 1,146 |
| Controllable Assets | 2 | 2 | 2 | 14 |
| Fees and Payments | 225 | 225 | 225 | 203 |
| Materials and Supplies | 67 | 106 | 101 | 108 |
| Purchased Services | 200 | 250 | 250 | 208 |
| Travel | 78 | 138 | 138 | 232 |
| | 12,309 | 12,673 | 11,967 | 15,303 |

Education, Culture and Employment

Corporate Management

Active Positions (Information Item)

| | 2016-2017 | | | | 2015-2016 | | | |
|-----------------------------|--------------|--------------|----------|-----------|--------------|--------------|----------|-----------|
| | Full Time | Part Time | Seasonal | Total | Full Time | Part Time | Seasonal | Total |
| Regional Allocation | | | | | | | | |
| Headquarters | 44 | - | - | 44 | 46 | - | - | 46 |
| North Slave | - | - | - | - | - | - | - | - |
| Tłı̨chǫ | - | - | - | - | - | - | - | - |
| South Slave | - | - | - | - | - | - | - | - |
| Dehcho | - | - | - | - | - | - | - | - |
| Sahtu | - | - | - | - | - | - | - | - |
| Beaufort Delta | - | - | - | - | - | - | - | - |
| | 44 | - | - | 44 | 46 | - | - | 46 |
| Community Allocation | | | | | | | | |
| Headquarters | 44 | - | - | 44 | 46 | - | - | 46 |
| Regional Offices | - | - | - | - | - | - | - | - |
| Other | - | - | - | - | - | - | - | - |
| | 44 | - | - | 44 | 46 | - | - | 46 |

Full Time and Part Time positions may be indeterminate positions with no end date of employment or for a fixed term. Regional Offices include positions located in Yellowknife Regional Offices (North Slave), Fort Smith, Hay River, Fort Simpson, Norman Wells and Inuvik.

Education, Culture and Employment

Education and Culture

Activity Description

The Education and Culture Division is responsible for the planning, development, maintenance and continuous improvement of the JK through Grade 12 school system, early childhood, culture and heritage programs, and public library services in the Northwest Territories. This includes activities such as the development and implementation of curriculum standards; licensing of early childhood programming; development, implementation and monitoring of Ministerial directives for divisional education councils; teacher, principal and instructor certification and the implementation of accountability mechanisms. Finally, the Division is responsible for the protection and promotion of all official languages in the NWT. Education and Culture consists of the following functions: Aboriginal Languages Secretariat, Francophone Affairs Secretariat, Culture and Heritage Division, Early Childhood Development and Learning, Education Operations and Development, Instructional and Support Services and Public Library Services.

Education, Culture and Employment

Education and Culture

Operations Expenditure Summary

(thousands of dollars)

| | 2016-2017 Main Estimates | 2015-2016 Revised Estimates | 2015-2016 Main Estimates | 2014-2015 Actuals |
|---|--------------------------------|-----------------------------------|--------------------------------|----------------------|
| Program Detail | | | | |
| Aboriginal Languages Secretariat | 7,076 | 7,048 | 6,748 | 5,977 |
| Culture and Heritage | 6,982 | 7,025 | 7,100 | 6,990 |
| Early Childhood Development and Learning | 9,035 | 8,549 | 8,633 | 8,163 |
| Education Operations and Development | 2,282 | 2,368 | 2,467 | 9,158 |
| Francophone Affairs Secretariat | 2,078 | 2,289 | 2,324 | 1,617 |
| Instructional and School Services | | | | |
| Aboriginal Language & Culture Education | 9,130 | 9,100 | 8,400 | 8,996 |
| Inclusive Schooling | 27,199 | 27,094 | 27,094 | 26,237 |
| Instructional and School Services | 6,964 | 7,162 | 4,756 | 6,647 |
| Minority Language Education & Instruction | 2,600 | 2,608 | 2,608 | 2,727 |
| NWTTA Professional Improvement | 2,019 | 2,019 | 2,019 | 1,743 |
| Schools | 128,914 | 128,363 | 131,147 | 125,175 |
| Public Library Services | 1,964 | 2,052 | 2,051 | 2,030 |
| | 206,243 | 205,677 | 205,347 | 205,460 |
| Expenditure Category | | | | |
| Compensation and Benefits | 11,727 | 12,026 | 11,818 | 11,781 |
| Grants, Contributions and Transfers | 171,409 | 171,039 | 173,144 | 166,995 |
| Amortization | 15,585 | 14,866 | 13,782 | 13,381 |
| Computer Hardware and Software | 27 | 18 | 18 | 300 |
| Contract Services | 5,416 | 4,929 | 3,770 | 2,300 |
| Controllable Assets | 132 | 129 | 129 | 48 |
| Fees and Payments | 186 | 236 | 231 | 7,954 |
| Materials and Supplies | 939 | 1,116 | 1,085 | 1,106 |
| Purchased Services | 356 | 499 | 510 | 673 |
| Travel | 466 | 819 | 810 | 922 |
| Valuation Allowances | - | - | 50 | - |
| | 206,243 | 205,677 | 205,347 | 205,460 |

Education, Culture and Employment

Education and Culture

Grants, Contributions and Transfers

(thousands of dollars)

| | 2016-2017 Main Estimates | 2015-2016 Revised Estimates | 2015-2016 Main Estimates | 2014-2015 Actuals |
|---|--------------------------------|-----------------------------------|--------------------------------|----------------------|
| Grants | | | | |
| Community Broadcasting Grants | 52 | 52 | 52 | 30 |
| Cultural Projects | 36 | 36 | 36 | 24 |
| Early Childhood Worker Grant Program | 890 | 890 | 890 | 584 |
| NWT Arts Council | 500 | 500 | 500 | 438 |
| Support to Northern Performers | 101 | 181 | 181 | 156 |
| | 1,579 | 1,659 | 1,659 | 1,232 |
| Contributions | | | | |
| Aboriginal Languages | 4,859 | 4,859 | 4,816 | 4,817 |
| Aboriginal Languages Broadcasting | 870 | 870 | 544 | 375 |
| Arts Organizations Operating Funding | 460 | - | - | - |
| Community Library Services | 763 | 763 | 763 | 765 |
| Cultural Component of Sports Events | - | 50 | 50 | 40 |
| Cultural Organizations | 424 | 554 | 554 | 539 |
| Early Childhood Intervention Program | 500 | - | - | - |
| Early Childhood Program | 4,248 | 3,193 | 3,193 | 3,918 |
| Education Authority Contributions | 150,875 | 150,908 | 153,382 | 147,665 |
| Francophone Affairs | 77 | 124 | 124 | 44 |
| Healthy Children Initiative | 1,055 | 2,110 | 2,110 | 1,880 |
| Healthy Food for Children and Youth | 650 | 650 | 650 | 650 |
| Heritage Centres | 491 | 491 | 491 | 439 |
| Minority-Language Education and Second-Language Instruction: French | 2,539 | 2,539 | 2,539 | 2,650 |
| Northern Arts Programs | - | 250 | 250 | 238 |
| NWTTA Professional Development Fund | 2,019 | 2,019 | 2,019 | 1,743 |
| | 169,830 | 169,380 | 171,485 | 165,763 |
| Total Grants and Contributions | 171,409 | 171,039 | 173,144 | 166,995 |

Descriptions of Grants and Contributions

Community Broadcasting Grants (52) - Financial assistance for community-based radio and television stations.

Cultural Projects (36) - Grants for the promotion and preservation of cultural identity and the enhancement of traditional cultures in the NWT.

Early Childhood Worker Grant Program (890) - Grants for early childhood learning and childcare workers.

NWT Arts Council (500) - Grants to artists and cultural groups to support and encourage creative artistic projects in the visual, literary, performing and new media arts in the NWT.

Education, Culture and Employment

Education and Culture

Grants, Contributions and Transfers

Support to Northern Performers (101) - Grants to performing artists, festival organizations and events, community governments and band councils for the promotion of performing arts in NWT communities.

Aboriginal Languages (4,859) - Contributions are provided to Official Aboriginal Language communities to support the preservation, maintenance, enhancement and revitalization of their languages, and for Language Nests and other community-based literacy programs.

Aboriginal Languages Broadcasting (870) - Contributions provided to Aboriginal Broadcasting organizations to ensure production and distribution of radio and television programming and press releases in the Official Aboriginal Languages of the NWT.

Arts Organization Operating Funding (460) - Contributions to provide ongoing operational support to established arts organizations and large cultural events and festivals in the Northwest Territories

Community Library Services (763) - Contributions towards the administrative and operational expenses of locally operated libraries.

Cultural Component of Sports Events - Contribution to host societies of various sports events. The funding is used to promote northern arts and culture and support artists' participation at the event.

Cultural Organizations (424) - Contributions for the administration and operation of organizations that develop and promote the arts and cultures of the NWT.

Early Childhood Intervention Program (500) - Contributions to target the needs of children at risk for, or already demonstrating development delays/congenital challenges.

Early Childhood Program (4,248) - Contributions for early learning and child care programs, family day homes and family literacy programs.

Education Authority Contributions (150,875) - Annual O&M contributions to the education authorities for the operation of school programs. Enrolment-based formulae are used to determine the majority of payments.

Francophone Affairs (77) - Under the Canada-NWT Cooperation Agreement for French and Aboriginal Languages, contributions are provided to the French language community, to health and social service authorities, and Workers' Safety and Compensation Commission. Subsequently, funding has been provided to individual departments.

Healthy Children Initiative (1,055) - Contributions to communities to provide integrated early intervention services.

Healthy Food for Children and Youth (650) - Contributions provided to schools for the purchase of healthy and nutritious food to support breakfast, snack or lunch programs.

Education, Culture and Employment

Education and Culture

Grants, Contributions and Transfers

Heritage Centres (491) - Contributions to Registered and Emerging Heritage Centres for the operation of community-based facilities that acquire, preserve, and exhibit information, objects, artifacts and works of art portraying the heritage of the NWT.

Minority-Language Education and Second-Language Instruction: French (2,539) - Contributions are provided under a funding agreement with Canadian Heritage to meet additional costs associated with the development and delivery of instruction in French for K-12 school programs and the development of French postsecondary offerings in the NWT.

Northern Arts Programs - Contributions will be provided for Northern Theatre Arts, Northern Literary Arts, Northern Film and Media Arts and Arts Mentorships.

NWTTA Professional Development Fund (2,019) - Contribution to NWT Teachers' Association (NWTTA) for the professional development of teachers as per the NWTTA Collective Agreement.

Education, Culture and Employment

Education and Culture

Active Positions (Information Item)

| | 2016-2017 | | | | 2015-2016 | | | |
|-----------------------------|--------------|--------------|----------|-----------|--------------|--------------|----------|------------|
| | Full Time | Part Time | Seasonal | Total | Full Time | Part Time | Seasonal | Total |
| Regional Allocation | | | | | | | | |
| Headquarters | 71 | 3 | - | 74 | 75 | 3 | - | 78 |
| North Slave | 2 | 2 | - | 4 | 3 | - | - | 3 |
| Tłı̨chǫ | - | - | - | - | - | - | - | - |
| South Slave | 12 | 3 | - | 15 | 11 | 3 | - | 14 |
| Dehcho | - | 1 | - | 1 | - | 2 | - | 2 |
| Sahtu | 1 | - | - | 1 | 1 | - | - | 1 |
| Beaufort Delta | 2 | - | - | 2 | 2 | 1 | - | 3 |
| | 88 | 9 | - | 97 | 92 | 9 | - | 101 |
| Community Allocation | | | | | | | | |
| Headquarters | 71 | 3 | - | 74 | 75 | 3 | - | 78 |
| Regional Offices | 17 | 6 | - | 23 | 17 | 6 | - | 23 |
| Other | - | - | - | - | - | - | - | - |
| | 88 | 9 | - | 97 | 92 | 9 | - | 101 |

Full Time and Part Time positions may be indeterminate positions with no end date of employment or for a fixed term. Regional Offices include positions located in Yellowknife Regional Offices (North Slave), Fort Smith, Hay River, Fort Simpson, Norman Wells and Inuvik.

Education, Culture and Employment

Income Security

Activity Description

The Income Security Programs Division develops policy, plans and provides training, information, financial and auditing functions for the delivery of Income Security Programs by regional offices in line with relevant legislation and regulations. Income Security Programs include the following programs: Income Assistance, Senior Home Heating Subsidy, Senior Citizens Supplementary Benefit, NWT Child Benefit and Student Financial Assistance. Supports are provided at headquarters to ensure the NWT Social Assistance Appeal Committees, the NWT Social Assistance Board and the NWT Student Financial Assistance Board can respond to client complaints in compliance with legislation. The Division also works closely with non-government organizations with an interest in social programs.

Education, Culture and Employment

Income Security

Operations Expenditure Summary

(thousands of dollars)

| | 2016-2017 Main Estimates | 2015-2016 Revised Estimates | 2015-2016 Main Estimates | 2014-2015 Actuals |
|-------------------------------------|--------------------------------|-----------------------------------|--------------------------------|----------------------|
| Program Detail | | | | |
| Income Security | 31,159 | 32,737 | 29,098 | 30,160 |
| Student Financial Assistance | 16,419 | 15,639 | 14,326 | 10,784 |
| | 47,578 | 48,376 | 43,424 | 40,944 |
| Expenditure Category | | | | |
| Compensation and Benefits | 6,629 | 6,591 | 6,572 | 6,453 |
| Grants, Contributions and Transfers | 14,730 | 13,508 | 12,495 | 10,780 |
| Computer Hardware and Software | 10 | 10 | 10 | 17 |
| Contract Services | 496 | 380 | 323 | 485 |
| Controllable Assets | - | - | - | 10 |
| Fees and Payments | 21,257 | 22,984 | 19,383 | 20,200 |
| Materials and Supplies | 66 | 105 | 104 | 96 |
| Purchased Services | 36 | 370 | 80 | 194 |
| Travel | 120 | 194 | 223 | 369 |
| Utilities | 1,815 | 1,815 | 1,815 | 1,925 |
| Valuation Allowances | 2,419 | 2,419 | 2,419 | 415 |
| | 47,578 | 48,376 | 43,424 | 40,944 |

Education, Culture and Employment

Income Security

Grants, Contributions and Transfers

(thousands of dollars)

| | 2016-2017 Main Estimates | 2015-2016 Revised Estimates | 2015-2016 Main Estimates | 2014-2015 Actuals |
|---------------------------------------|--------------------------------|-----------------------------------|--------------------------------|----------------------|
| Grants | | | | |
| Student Grants | 13,259 | 12,149 | 11,136 | 9,488 |
| Contributions | | | | |
| Homelessness Program | 1,471 | 1,359 | 1,359 | 1,292 |
| Total Grants and Contributions | 14,730 | 13,508 | 12,495 | 10,780 |

Descriptions of Grants and Contributions

Student Grants (13,259) - Grants to NWT students for postsecondary education.

Homelessness Program (1,471) - Contributions to shelter providers to assist with the cost to temporarily house adults, aged 19 years and older, and families in need.

Education, Culture and Employment

Income Security

Active Positions (Information Item)

| | 2016-2017 | | | | 2015-2016 | | | |
|-----------------------------|--------------|--------------|----------|-----------|--------------|--------------|----------|-----------|
| | Full Time | Part Time | Seasonal | Total | Full Time | Part Time | Seasonal | Total |
| Regional Allocation | | | | | | | | |
| Headquarters | 17 | - | - | 17 | 20 | - | - | 20 |
| North Slave | 7 | - | - | 7 | 7 | - | - | 7 |
| Tłıchǫ | 3 | - | - | 3 | 3 | - | - | 3 |
| South Slave | 8 | 1 | - | 9 | 7 | 1 | - | 8 |
| Dehcho | 5 | - | - | 5 | 5 | - | - | 5 |
| Sahtu | 3 | 1 | - | 4 | 3 | 1 | - | 4 |
| Beaufort Delta | 9 | 2 | - | 11 | 8 | 2 | - | 10 |
| | 52 | 4 | - | 56 | 53 | 4 | - | 57 |
| Community Allocation | | | | | | | | |
| Headquarters | 17 | - | - | 17 | 20 | - | - | 20 |
| Regional Offices | 27 | - | - | 27 | 25 | - | - | 25 |
| Other | 8 | 4 | - | 12 | 8 | 4 | - | 12 |
| | 52 | 4 | - | 56 | 53 | 4 | - | 57 |

Full Time and Part Time positions may be indeterminate positions with no end date of employment or for a fixed term. Regional Offices include positions located in Yellowknife Regional Offices (North Slave), Fort Smith, Hay River, Fort Simpson, Norman Wells and Inuvik.

Education, Culture and Employment

Labour Development and Standards

Activity Description

Labour Development and Standards provides a range of programs and services related to the delivery of Adult and Post-Secondary Education, Apprenticeship and Occupational Certification, Career Development and Training, Employment Standards, and Immigration Programs. Labour Development and Standards provides a variety of career, employment and labour programs and services to ensure that NWT residents have the skills, knowledge and opportunities to participate fully as productive citizens in the Northern economy, including the delivery of the NWT Nominee Program which provides eligible Foreign Nationals a pathway to becoming a permanent Canadian resident.

Education, Culture and Employment

Labour Development and Standards

Operations Expenditure Summary

(thousands of dollars)

| | 2016-2017 Main Estimates | 2015-2016 Revised Estimates | 2015-2016 Main Estimates | 2014-2015 Actuals |
|-------------------------------------|--------------------------------|-----------------------------------|--------------------------------|----------------------|
| Program Detail | | | | |
| Adult and Post Secondary Education | 36,653 | 36,994 | 37,030 | 35,983 |
| Apprenticeship and Occupations | 2,805 | 2,858 | 2,975 | 2,430 |
| Employment Standards | 837 | 844 | 844 | 761 |
| Labour and Career Development | 7,146 | 6,632 | 6,096 | 6,198 |
| Management and Program Support | 2,277 | 2,067 | 2,103 | 2,224 |
| | 49,718 | 49,395 | 49,048 | 47,596 |
| Expenditure Category | | | | |
| Compensation and Benefits | 6,286 | 6,216 | 5,970 | 6,221 |
| Grants, Contributions and Transfers | 36,579 | 37,541 | 36,577 | 35,697 |
| Amortization | 2,895 | 1,159 | 2,243 | 2,178 |
| Contract Services | 2,474 | 2,474 | 2,474 | 2,214 |
| Controllable Assets | - | - | - | 28 |
| Fees and Payments | 595 | 595 | 584 | 382 |
| Interest | 89 | 222 | 222 | 130 |
| Materials and Supplies | 214 | 330 | 295 | 148 |
| Purchased Services | 249 | 417 | 299 | 224 |
| Travel | 337 | 441 | 384 | 366 |
| Valuation Allowances | - | - | - | 8 |
| | 49,718 | 49,395 | 49,048 | 47,596 |

Education, Culture and Employment

Labour Development and Standards

Grants, Contributions and Transfers

(thousands of dollars)

| | 2016-2017 Main Estimates | 2015-2016 Revised Estimates | 2015-2016 Main Estimates | 2014-2015 Actuals |
|---|--------------------------------|-----------------------------------|--------------------------------|----------------------|
| Grants | | | | |
| Labour Market Agreement for Persons with Disabilities Grants | 69 | 198 | - | - |
| Contributions | | | | |
| College Contributions | 33,464 | 33,620 | 33,656 | 32,401 |
| Literacy Funding | 2,356 | 2,356 | 2,356 | 2,782 |
| Labour Market Agreement for Persons with Disabilities Contributions | 281 | 802 | - | - |
| Mineral Development Strategy | - | 156 | 156 | 12 |
| Skills Canada | 70 | 70 | 70 | 120 |
| Small Community Employment | 339 | 339 | 339 | 382 |
| Total Grants and Contributions | 36,510 | 37,343 | 36,577 | 35,697 |
| | 36,579 | 37,541 | 36,577 | 35,697 |

Descriptions of Grants and Contributions

Labour Market Agreement for Persons with Disabilities Grants (69) - Grants to provide financial assistance to third party organizations for programs and services designed to enhance the employability of persons with disabilities, and to increase the employment opportunities available to persons with disabilities, by better addressing employer needs.

College Contributions (33,464) - Base funding for Aurora College to deliver adult and postsecondary education in the NWT. Includes funding for the Aurora Research Institute.

Literacy Funding (2,356) - Funding to organizations to deliver literacy programs.

Labour Market Agreement for Persons with Disabilities Contributions (281) - Funding to provide financial assistance to third party organizations for programs and services designed to enhance the employability of persons with disabilities, and to increase the employment opportunities available to persons with disabilities, by better addressing employer needs.

Mineral Development Strategy - Funding for a regional Oil and Gas Coordinator position at Aurora College in the Sahtu Region as part of the Sahtu oil and gas omnibus submission.

Skills Canada (70) - Funding to support work plan activities and priorities related to adult career and employment development, specifically in providing opportunities for individuals in small and remote communities to obtain essential skills and training needed for longer term employment in the work place.

Small Community Employment (339) - Funding to support work plan activities and priorities related to adult career and employment development, specifically opportunities for individuals in small and remote communities to obtain essential skills and the training needed for longer term employment.

Education, Culture and Employment

Labour Development and Standards

Active Positions (Information Item)

| | 2016-2017 | | | | 2015-2016 | | | |
|-----------------------------|--------------|--------------|----------|-----------|--------------|--------------|----------|-----------|
| | Full Time | Part Time | Seasonal | Total | Full Time | Part Time | Seasonal | Total |
| Regional Allocation | | | | | | | | |
| Headquarters | 17 | - | - | 17 | 21 | - | - | 21 |
| North Slave | 8 | - | - | 8 | 9 | - | - | 9 |
| Tłı̨chǫ | - | - | - | - | - | - | - | - |
| South Slave | 8 | - | - | 8 | 7 | 1 | - | 8 |
| Dehcho | 3 | - | - | 3 | 3 | - | - | 3 |
| Sahtu | 3 | - | - | 3 | 3 | - | - | 3 |
| Beaufort Delta | 7 | - | - | 7 | 7 | - | - | 7 |
| | 46 | - | - | 46 | 50 | 1 | - | 51 |
| Community Allocation | | | | | | | | |
| Headquarters | 17 | - | - | 17 | 21 | - | - | 21 |
| Regional Offices | 29 | - | - | 29 | 29 | 1 | - | 30 |
| Other | - | - | - | - | - | - | - | - |
| | 46 | - | - | 46 | 50 | 1 | - | 51 |

Full Time and Part Time positions may be indeterminate positions with no end date of employment or for a fixed term. Regional Offices include positions located in Yellowknife Regional Offices (North Slave), Fort Smith, Hay River, Fort Simpson, Norman Wells and Inuvik.

Education, Culture and Employment

Students Loan Fund

(Information Item)

The purpose of the Students Loan Fund is to provide financial assistance to post-secondary students in accordance with the *Student Financial Assistance Act* and Regulations.

| | (thousands of dollars) | | | |
|----------------------------|--------------------------------|-----------------------------------|--------------------------------|----------------------|
| | 2016-2017 Main Estimates | 2015-2016 Revised Estimates | 2015-2016 Main Estimates | 2014-2015 Actuals |
| Authorized Limit | 45,000 | 45,000 | 45,000 | 45,000 |
| Operating Results: | | | | |
| Loans Receivable, April 1 | 41,722 | 40,595 | 40,491 | 39,502 |
| Loans Granted | 5,899 | 5,705 | 6,506 | 6,036 |
| Loans Repaid | (3,630) | (3,544) | (3,644) | (3,506) |
| Loans Forgiven | (100) | (125) | (100) | - |
| Loans Remitted | (2,100) | (909) | (1,620) | (1,437) |
| Loans Receivable, March 31 | 41,791 | 41,722 | 41,633 | 40,595 |

Education, Culture and Employment

Education Authorities Programs and Services

(Information Item)

In 1996, the Government of the Northwest Territories adopted a new *Education Act* that renamed existing governance structures and enhanced their responsibilities. As a result, 34 District Education Authorities (DEAs) and Divisional Education Councils (DECs) currently govern schools in the NWT. Each DEA is comprised of elected representatives responsible for the school(s) in their community. There are a total of 49 public schools in 32 of the 33 communities in the NWT.

The GNWT certifies teachers and determines curricula that guide teaching in NWT schools. DECs and DEAs are responsible for coordinating and supporting education programs and services in the schools they serve. Their responsibilities range from establishing policies, to preparing budgets and hiring teachers.

| | 2016-2017 School Year | 2015-2016 Revised School Year |
|--|----------------------------------|--|
| | \$(000)s | \$(000)s |
| Beaufort-Delta Divisional Education Council | 28,078 | 28,088 |
| Commission scolaire francophone, Territoires du Nord-Ouest | 4,380 | 4,432 |
| Dettah District Education Authority | 1,356 | 1,501 |
| Dehcho Divisional Education Council | 14,314 | 14,486 |
| Ndilo District Education Authority | 2,405 | 2,354 |
| Sahtu Divisional Education Council | 14,046 | 14,132 |
| South Slave Divisional Education Council | 24,032 | 23,957 |
| Tłı̨chǫ Community Services Agency | 16,862 | 16,829 |
| Yellowknife Public Denominational District Education Authority | 18,353 | 18,886 |
| Yellowknife District No.1 Education Authority | 25,336 | 25,267 |
| | 149,162 | 149,932 |

The above information has not been finalized with the Education Authorities. Contributions and positions are calculated on a July 1 – June 30 school year basis.

Education, Culture and Employment

Education Authorities Programs and Services

Active Positions (Information Item)

| | 2016-2017 | | | | 2015-2016 | | | |
|--|--------------|-----------|----------|--------------|--------------|-----------|----------|--------------|
| | Full Time | Part Time | Seasonal | Total | Full Time | Part Time | Seasonal | Total |
| Authority Allocation | | | | | | | | |
| Beaufort-Delta Divisional Education Council | 177 | - | - | 177 | 177 | - | - | 177 |
| Commission scolaire francophone, Territoires du Nord-Ouest | 31 | - | - | 31 | 29 | - | - | 29 |
| Dettah District Education Authority | 8 | - | - | 8 | 10 | - | - | 10 |
| Dehcho Divisional Education Council | 89 | - | - | 89 | 88 | - | - | 88 |
| Ndilo District Education Authority | 17 | - | - | 17 | 16 | - | - | 16 |
| Sahtu Divisional Education Council | 84 | - | - | 84 | 84 | - | - | 84 |
| South Slave Divisional Education Council | 167 | - | - | 167 | 165 | - | - | 165 |
| Tłı̨chǫ Community Services Agency | 111 | - | - | 111 | 109 | - | - | 109 |
| Yellowknife Public Denominational District Education Authority | 140 | - | - | 140 | 140 | - | - | 140 |
| Yellowknife District No.1 Education Authority | 195 | - | - | 195 | 191 | - | - | 191 |
| | 1,019 | - | - | 1,019 | 1,009 | - | - | 1,009 |
| Regional Allocation | | | | | | | | |
| Headquarters | - | - | - | - | - | - | - | - |
| North Slave | 379 | - | - | 379 | 374 | - | - | 374 |
| Tłı̨chǫ | 111 | - | - | 111 | 109 | - | - | 109 |
| South Slave | 179 | - | - | 179 | 177 | - | - | 177 |
| Dehcho | 89 | - | - | 89 | 88 | - | - | 88 |
| Sahtu | 84 | - | - | 84 | 84 | - | - | 84 |
| Beaufort Delta | 177 | - | - | 177 | 177 | - | - | 177 |
| | 1,019 | - | - | 1,019 | 1,009 | - | - | 1,009 |
| Community Allocation | | | | | | | | |
| Headquarters | - | - | - | - | - | - | - | - |
| Regional Offices | 640 | - | - | 640 | 636 | - | - | 636 |
| Other | 379 | - | - | 379 | 373 | - | - | 373 |
| | 1,019 | - | - | 1,019 | 1,009 | - | - | 1,009 |

Education, Culture and Employment

Aurora College Programs and Services

(Information Item)

Aurora College delivers adult and postsecondary education and training programs under the direction of a Board of Governors appointed by, and accountable to, the Minister of Education, Culture and Employment. Aurora College, through its three regional campuses and 23 community learning centres, provides community-based Adult Literacy and Basic Education (ALBE) programs as a means to facilitate greater access to postsecondary education and training.

Aurora College offers a number of certificate and/or diploma programs and degree programs offered through partnerships with universities. The College operates through third-party contracts and an annual contribution from the Department as approved by the Legislative Assembly. Contributions to the College are allocated by academic year, which runs from July 1 to June 30.

The School of Trades, Apprenticeship and Industrial Training supports trades people in achieving journeyman status, becoming a technician or technologist in a designated occupation, or obtaining skills to begin careers in trades, construction or mining-related occupations.

The Aurora Research Institute is responsible for licensing and coordinating research in accordance with the NWT Scientists Act.

Funding Allocation

| | (thousands of dollars) | |
|------------------------------------|-------------------------------|--|
| | 2016-2017 Academic Year | 2015-2016 Revised Academic Year |
| Aurora College | | |
| Base Operations | 5,792 | 5,792 |
| Campus Delivery | 10,610 | 10,610 |
| Community Delivery | 6,005 | 6,043 |
| Service Adjustment | 3,734 | 3,734 |
| Building and Works | 7,385 | 7,585 |
| Total College Contributions | 33,526 | 33,764 |

Notes:

1. The above allocations will not be finalized with Aurora College until the Department approves its proposal for the 2016-17 academic year.
2. Glossary:
 - Base Operations - minimum service level for administration of head office, campuses and student services
 - Campus Delivery - programs offered at regional campuses
 - Community Delivery - programs offered through community learning centres
 - Service Adjustment - for regional cost differences and to enhance service levels in specific communities
 - Building and Works - facilities, equipment and utilities
3. Calculations are based on the College's fiscal year which is also the academic year: July 1 to June 30.

Education, Culture and Employment

Lease Commitments

(Information Item)

| Type of Property | Community | (thousands of dollars) 2016-2017 | |
|---|------------|-------------------------------------|--------------------------|
| | | Main Estimates | Future Lease Payments |
| Office Space: To deliver Income Security programs | Paulatuk | 14 | 15 |
| Office Space: To deliver Income Security programs | Uluhaktuk | 12 | - |
| Office Space: To deliver Income Security programs | Aklavik | 18 | - |
| Office Space: To deliver Income Security programs | Lutsel K'e | 11 | 20 |
| | | 55 | 35 |

The above leases do not include capital leases. In the event a lease is deemed to be a capital lease the associated asset is included in tangible capital assets and amortized over the useful life of the asset; and the lease is recorded as a financial liability.

The Main Estimates and Future Lease Payment amounts represent the Base Rent cost, excluding any operations and maintenance component that is included in the total Lease costs in the agreement.

Education, Culture and Employment

Work Performed on Behalf of Others

(Information Item)

| Items | (thousands of dollars) | | | |
|--|--------------------------------|-----------------------------------|--------------------------------|----------------------|
| | 2016-2017 Main Estimates | 2015-2016 Revised Estimates | 2015-2016 Main Estimates | 2014-2015 Actuals |
| Canada Job Fund | 1,169 | 1,168 | 1,098 | 920 |
| Gwich'in Implementation | 23 | 25 | 22 | 22 |
| Labour Market Development Agreement | 4,481 | 4,532 | 4,593 | 4,448 |
| NWT Heritage & Cultural Alliance Gathering | - | - | - | 16 |
| Older Workers | 240 | 240 | 240 | 240 |
| Right From the Start ECD Framework | - | 99 | - | 129 |
| Sahtu Implementation | 23 | 27 | 22 | 36 |
| Tłıchǫ Implementation | 89 | 294 | 100 | 136 |
| | 6,025 | 6,385 | 6,075 | 5,947 |

Descriptions of Work Performed on Behalf of Others

Canada Job Fund (1,169) - Effective in 2014-2015 this program replaced the Labour Market Agreement. Funding is provided to deliver labour market measures to non-Employment Insurance clients.

Gwich'in Implementation (23) - Under the terms of a 10-year Bilateral Funding Agreement between the Department of Aboriginal Affairs and Northern Development Canada and the Government of the Northwest Territories, Canada will provide a grant payment to the Government of the Northwest Territories to assist with Gwich'in implementation activities pursuant to the Gwich'in Implementation Plan.

Labour Market Development Agreement (4,481) - The Canada-Northwest Territories Labour Market Development Agreement (LMDA) came into effect October 1, 1998. Under the Agreement, the Northwest Territories assumed delivery responsibility for labour market development measures under the *Employment Insurance Act*.

NWT Heritage & Cultural Alliance Gathering - Funding was provided by Canadian Heritage and Official Languages to deliver a workshop focused on specialized skills training in archival museum practices.

Older Workers (240) - The Canada-Northwest Territories Older Workers Agreement came into effect on June 29, 2007. Under the Agreement, the Northwest Territories cost shares projects that will provide unemployed older workers in vulnerable communities with programming aimed at increasing their employability.

Right From the Start ECD Framework - Funding was provided by Chevron to purchase the materials required to fulfil the commitments identified in Action 12 of the Area for Action under the *Right from the Start ECD Framework*.

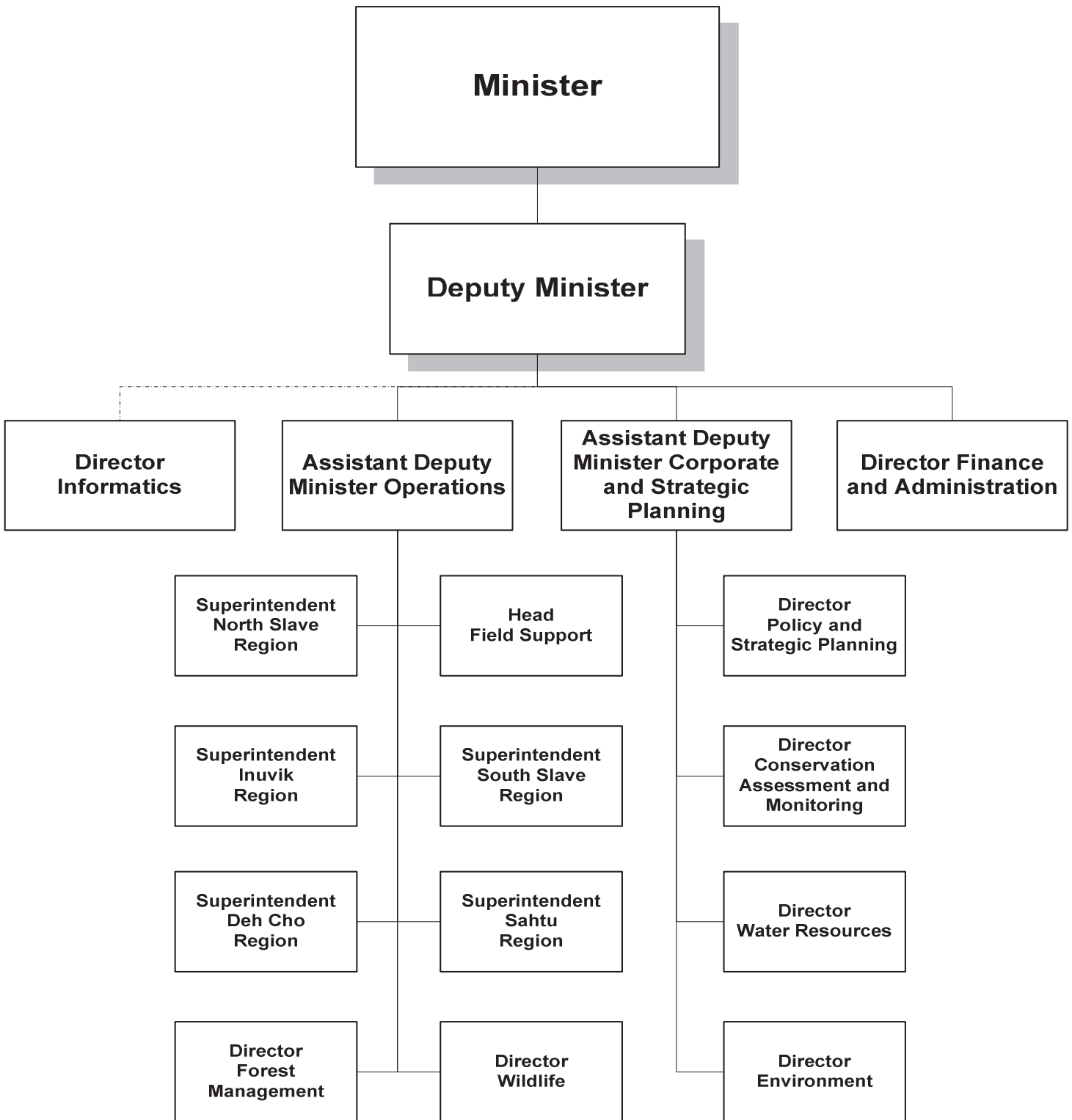
Sahtu Implementation (23) - Under the terms of a 10-year Bilateral Funding Agreement between Department of Aboriginal Affairs and Northern Development Canada and the Government of the Northwest Territories, Canada will provide a grant payment to the Government of the Northwest Territories to assist with Sahtu implementation activities pursuant to the Sahtu Implementation Plan.

Tłıchǫ Implementation (89) - Under the terms of a 10-year Bilateral Funding Agreement between Department of Aboriginal Affairs and Northern Development Canada and the Government of the Northwest Territories, Canada will provide a grant payment to the Government of the Northwest Territories to assist with Tłıchǫ implementation activities pursuant to the Tłıchǫ Implementation Plan.

Environment and Natural Resources

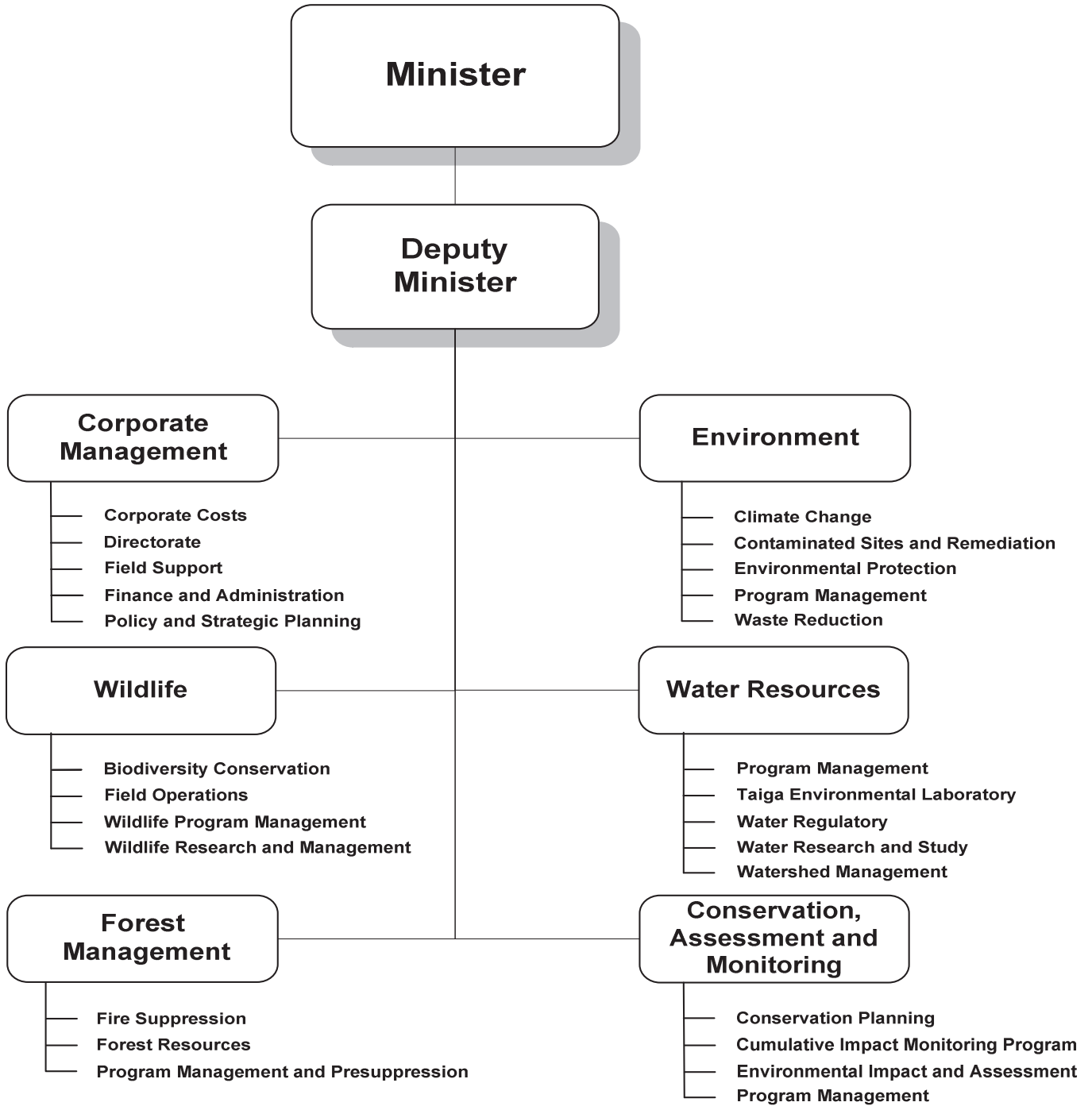
Environment and Natural Resources

Organizational Chart



Environment and Natural Resources

Accounting Structure Chart

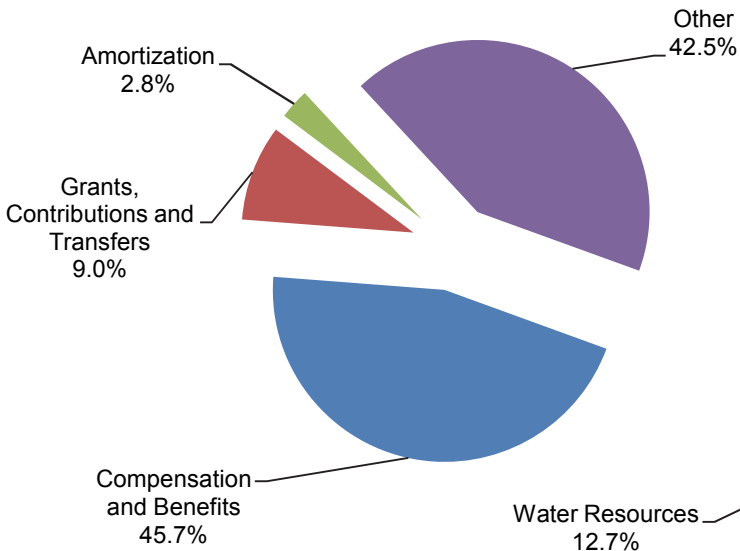


Environment and Natural Resources

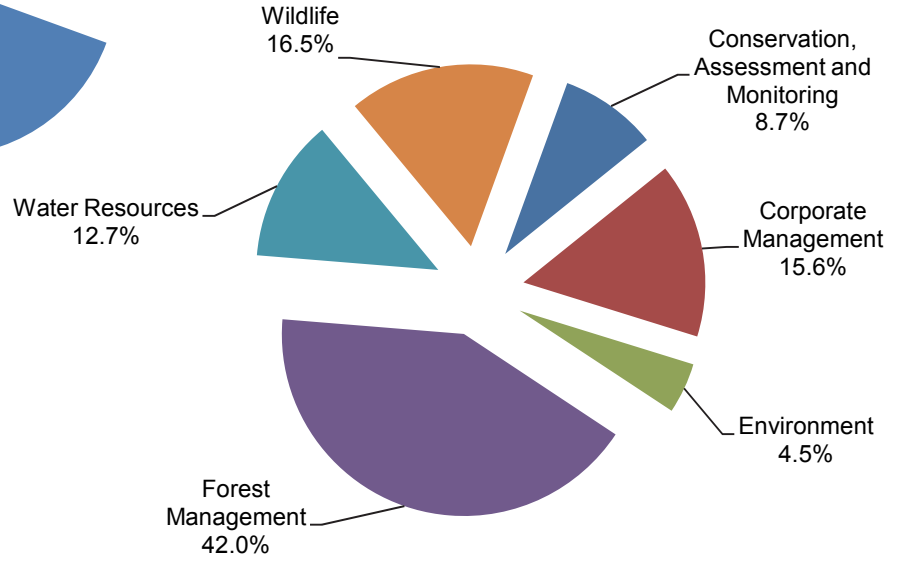
Graphs

Operations Expenditures

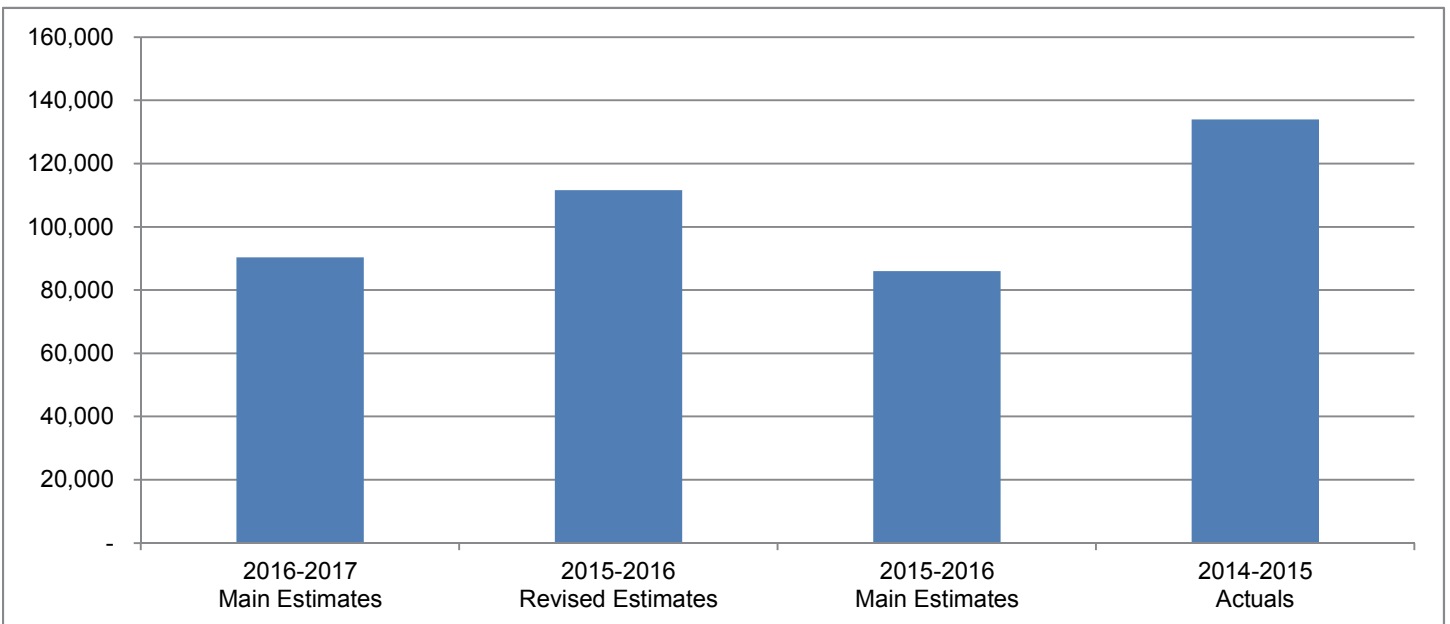
By Expenditure Category



By Activity



Operations Expenditures Comparison (thousands of dollars)



Environment and Natural Resources

The mandate of the Minister and the Department of Environment and Natural Resources is to promote and support the sustainable use and development of natural resources and to protect, conserve and enhance the Northwest Territories environment for the social and economic benefit of all Northwest Territories residents.

| | (thousands of dollars) | | | |
|---|--------------------------------|-----------------------------------|--------------------------------|----------------------|
| | 2016-2017 Main Estimates | 2015-2016 Revised Estimates | 2015-2016 Main Estimates | 2014-2015 Actuals |
| Activity | | | | |
| Conservation, Assessment and Monitoring | 7,828 | 7,977 | 8,039 | 7,540 |
| Corporate Management | 14,054 | 16,122 | 14,113 | 14,851 |
| Environment | 4,079 | 4,738 | 4,539 | 4,606 |
| Forest Management | 37,922 | 55,285 | 32,632 | 80,424 |
| Water Resources | 11,475 | 12,336 | 11,562 | 10,649 |
| Wildlife | 14,957 | 15,130 | 15,096 | 15,913 |
| | 90,315 | 111,588 | 85,981 | 133,983 |
| Expenditure Category | | | | |
| Compensation and Benefits | 41,230 | 42,543 | 40,274 | 43,440 |
| Grants, Contributions and Transfers | 8,166 | 8,596 | 8,596 | 9,369 |
| Amortization | 2,571 | 2,412 | 2,412 | 2,240 |
| Chargebacks | 1,982 | 1,982 | 2,013 | 2,280 |
| Computer Hardware and Software | 155 | 248 | 248 | 523 |
| Contract Services | 24,037 | 34,193 | 21,610 | 41,053 |
| Controllable Assets | 692 | 952 | 952 | 615 |
| Fees and Payments | 746 | 2,664 | 664 | 9,301 |
| Materials and Supplies | 3,943 | 6,812 | 2,913 | 12,634 |
| Purchased Services | 1,785 | 3,022 | 2,098 | 2,109 |
| Travel | 3,460 | 5,946 | 2,959 | 4,120 |
| Utilities | 1,548 | 2,218 | 1,242 | 6,299 |
| | 90,315 | 111,588 | 85,981 | 133,983 |
| Total Revenues | 5,068 | 4,656 | 1,365 | 9,216 |
| Total Active Positions | 364 | | 369 | |
| Infrastructure Investment | 27,939 | 13,983 | 11,343 | 2,367 |

Environment and Natural Resources

Revenue Summary

(Information Item)

(thousands of dollars)

| | 2016-2017 Main Estimates | 2015-2016 Revised Estimates | 2015-2016 Main Estimates | 2014-2015 Actuals |
|--|---|--|---|------------------------------|
| Transfer Payments | | | | |
| Federal Cost Shared | 3,650 | 3,650 | - | 4,150 |
| Capital Transfers | - | - | - | 2,856 |
| | 3,650 | 3,650 | - | 7,006 |
| Non-renewable Resource Revenue | | | | |
| Licences, Rental and Other Fees | | | | |
| Water Use Fees | 80 | 80 | 80 | 92 |
| General | | | | |
| <i>Regulatory Revenue</i> | | | | |
| Environment Fund Net Revenue (Deficit) | 6 | (356) | 3 | 555 |
| Timber Permits and Licences | 5 | 5 | 5 | 215 |
| Hunting and Fishing Licences | 550 | 550 | 550 | 645 |
| Fees for Water and Soil Analysis | 745 | 695 | 695 | 651 |
| <i>Program</i> | | | | |
| Administrative Services | 32 | 32 | 32 | 52 |
| | 1,338 | 926 | 1,285 | 2,118 |
| | 5,068 | 4,656 | 1,365 | 9,216 |

Environment and Natural Resources

Active Position Summary

(Information Item)

| Activity | 2016-2017 | | | | 2015-2016 | | | |
|---|------------|-----------|-----------|------------|------------|-----------|-----------|------------|
| | Full Time | Part Time | Seasonal | Total | Full Time | Part Time | Seasonal | Total |
| Conservation, Assessment and Monitoring | 27 | - | - | 27 | 29 | - | - | 29 |
| Corporate Management Environment | 50 | - | - | 50 | 50 | 1 | - | 51 |
| Forest Management | 23 | - | - | 23 | 23 | - | - | 23 |
| Water Resources | 47 | 1 | 97 | 145 | 47 | 1 | 97 | 145 |
| Wildlife | 46 | - | - | 46 | 47 | - | - | 47 |
| | 66 | 7 | - | 73 | 67 | 7 | - | 74 |
| | 259 | 8 | 97 | 364 | 263 | 9 | 97 | 369 |
| Regional Allocation | | | | | | | | |
| Headquarters | 128 | - | - | 128 | 134 | 1 | - | 135 |
| North Slave | 18 | - | 10 | 28 | 19 | - | 10 | 29 |
| Tłıchǫ | 3 | - | 3 | 6 | 3 | - | 3 | 6 |
| South Slave | 57 | 2 | 28 | 87 | 53 | 2 | 28 | 83 |
| Dehcho | 15 | 2 | 37 | 54 | 15 | 2 | 37 | 54 |
| Sahtu | 17 | - | 3 | 20 | 17 | - | 3 | 20 |
| Beaufort Delta | 21 | 4 | 16 | 41 | 22 | 4 | 16 | 42 |
| | 259 | 8 | 97 | 364 | 263 | 9 | 97 | 369 |
| Community Allocation | | | | | | | | |
| Headquarters | 128 | - | - | 128 | 134 | 1 | - | 135 |
| Regional Offices | 114 | 1 | 45 | 160 | 117 | 2 | 59 | 178 |
| Other | 17 | 7 | 52 | 76 | 12 | 6 | 38 | 56 |
| | 259 | 8 | 97 | 364 | 263 | 9 | 97 | 369 |

Full Time and Part Time positions may be indeterminate positions with no end date of employment or for a fixed term. Regional Offices include positions located in Yellowknife Regional Offices (North Slave), Fort Smith, Hay River, Fort Simpson, Norman Wells and Inuvik.

Environment and Natural Resources

Conservation, Assessment and Monitoring

Activity Description

The Conservation, Assessment and Monitoring Division works to ensure that the Northwest Territories (NWT) environment figures prominently in conservation planning and proposed developments. The division also leads the monitoring of cumulative impacts related to development.

The Conservation Planning section advances a comprehensive and collaborative approach for conservation planning and conservation area establishment across the NWT, while recognizing the need to balance conservation and economic development, while respecting Aboriginal rights and third party interests.

The Environmental Impact Assessment (EIA) section coordinates ENR participation, and ensures ENR's mandate and expertise figures prominently, in the review of proposed development activities within the environmental assessment and regulatory system. The section also administers the environmental agreements for the territory's three diamond mines. As well the section administers funding to Aboriginal organizations in unsettled areas to assist in capacity building and participation in land and resource related activities.

The NWT Cumulative Impact Monitoring Program conducts and supports environmental monitoring and research in the NWT to support better resource management decision-making by furthering our understanding of cumulative impacts on the NWT's ecosystem.

Environment and Natural Resources
Conservation, Assessment and Monitoring
Operations Expenditure Summary

(thousands of dollars)

| | 2016-2017 Main Estimates | 2015-2016 Revised Estimates | 2015-2016 Main Estimates | 2014-2015 Actuals |
|--------------------------------------|---|--|---|------------------------------|
| Program Detail | | | | |
| Conservation Planning | 1,113 | 1,023 | 1,023 | 1,289 |
| Cumulative Impact Monitoring Program | 3,372 | 3,308 | 3,372 | 3,199 |
| Environmental Impact and Assessment | 3,020 | 3,172 | 3,171 | 2,743 |
| Program Management | 323 | 474 | 473 | 309 |
| | 7,828 | 7,977 | 8,039 | 7,540 |
| Expenditure Category | | | | |
| Compensation and Benefits | 3,488 | 3,644 | 3,636 | 3,221 |
| Grants, Contributions and Transfers | 3,335 | 3,335 | 3,335 | 3,299 |
| Amortization | 44 | 48 | 48 | 42 |
| Computer Hardware and Software | - | - | - | 35 |
| Contract Services | 657 | 658 | 728 | 644 |
| Controllable Assets | - | - | - | 4 |
| Fees and Payments | 25 | 25 | 25 | 33 |
| Materials and Supplies | 75 | 88 | 88 | 105 |
| Purchased Services | 34 | 39 | 39 | 50 |
| Travel | 170 | 140 | 140 | 105 |
| Utilities | - | - | - | 2 |
| | 7,828 | 7,977 | 8,039 | 7,540 |

Environment and Natural Resources
Conservation, Assessment and Monitoring
Grants, Contributions and Transfers

(thousands of dollars)

| | 2016-2017 Main Estimates | 2015-2016 Revised Estimates | 2015-2016 Main Estimates | 2014-2015 Actuals |
|--|---|--|---|------------------------------|
| Contributions | | | | |
| Conservation Planning | 140 | 140 | 140 | 98 |
| Cumulative Impact Monitoring Program | 1,540 | 1,540 | 1,540 | 1,596 |
| Interim Resource Management Assistance (IRMA) Program Agreement | 1,655 | 1,655 | 1,655 | 1,605 |
| Total Contributions | 3,335 | 3,335 | 3,335 | 3,299 |

Descriptions of 2015-16 Contributions

Conservation Planning (140) - Contributions in support of gathering and reviewing information to assist in the establishment of proposed protected areas.

Cumulative Impact Monitoring Program (1,540) - The program coordinates, supports and conducts monitoring related initiatives in the NWT by incorporating both scientific and traditional knowledge, while taking into consideration both human and biophysical environments.

Interim Resource Management Assistance (IRMA) Program Agreement (1,655) - IRMA is a program intended to help strengthen the ability of Aboriginal communities in unsettled claim areas in the NWT to participate in land and resource management processes affecting their surrounding land use areas.

Environment and Natural Resources

Conservation, Assessment and Monitoring

Active Positions (Information Item)

| | 2016-2017 | | | | 2015-2016 | | | |
|-----------------------------|--------------|--------------|----------|-----------|--------------|--------------|----------|-----------|
| | Full Time | Part Time | Seasonal | Total | Full Time | Part Time | Seasonal | Total |
| Regional Allocation | | | | | | | | |
| Headquarters | 25 | - | - | 25 | 25 | - | - | 25 |
| North Slave | - | - | - | - | 1 | - | - | 1 |
| Tłı̄chǫ | - | - | - | - | - | - | - | - |
| South Slave | - | - | - | - | 1 | - | - | 1 |
| Dehcho | 1 | - | - | 1 | 1 | - | - | 1 |
| Sahtu | - | - | - | - | - | - | - | - |
| Beaufort Delta | 1 | - | - | 1 | 1 | - | - | 1 |
| | 27 | - | - | 27 | 29 | - | - | 29 |
| Community Allocation | | | | | | | | |
| Headquarters | 25 | - | - | 25 | 25 | - | - | 25 |
| Regional Offices | 2 | - | - | 2 | 4 | - | - | 4 |
| Other | - | - | - | - | - | - | - | - |
| | 27 | - | - | 27 | 29 | - | - | 29 |

Full Time and Part Time positions may be indeterminate positions with no end date of employment or for a fixed term. Regional Offices include positions located in Yellowknife Regional Offices (North Slave), Fort Smith, Hay River, Fort Simpson, Norman Wells and Inuvik.

Environment and Natural Resources

Corporate Management

Activity Description

The Corporate Management activity provides overall management, strategic planning, communication, and leadership to the Department's divisions and regions. Divisions and Units within this activity enable the Department to respond effectively to the environmental and resource management priorities of NWT residents.

The Corporate Management activity is carried out through Directorate, the Policy and Strategic Planning Division, Finance and Administration, and the Field Support Unit.

Directorate provides the overall leadership, management, and strategic planning for the Department.

Policy and Strategic Planning provides policy, legislative, strategic planning, coordination, and communications and media relations expertise to lead associated initiatives or provide support to the Department to make informed decisions on environmental and resource management issues.

Finance and Administration provides financial management and administrative services to the department. These services include providing advice to senior managers on financial management, financial controls, contracts, contributions, and corporate support services.

The Field Support Unit provides regional and divisional support on activities related to traditional knowledge, traditional economy Aboriginal relations, licensing, compliance, public education, and employee training.

This activity also includes Corporate Costs, which captures the Department-wide specific costs such as lease payments, TSC Chargebacks, employee leave and termination benefits, and vehicle and building maintenance.

Information management services including information systems and internet development, implementation and operations, geomatics and geographic information systems, data and analysis, and records and library services are provided through Informatics Shared Services housed in the Department of Lands.

Environment and Natural Resources

Corporate Management

Operations Expenditure Summary

(thousands of dollars)

| | 2016-2017 Main Estimates | 2015-2016 Revised Estimates | 2015-2016 Main Estimates | 2014-2015 Actuals |
|-------------------------------------|--------------------------------|-----------------------------------|--------------------------------|----------------------|
| Program Detail | | | | |
| Corporate Management | 2,827 | 2,883 | 2,883 | 3,732 |
| Directorate | 2,449 | 4,424 | 2,422 | 2,848 |
| Field Support Unit | 3,793 | 3,810 | 3,809 | 3,560 |
| Finance and Administration | 2,710 | 2,710 | 2,704 | 2,641 |
| Policy and Strategic Planning | 2,275 | 2,295 | 2,295 | 2,070 |
| | 14,054 | 16,122 | 14,113 | 14,851 |
| Expenditure Category | | | | |
| Compensation and Benefits | 6,917 | 6,835 | 6,826 | 7,773 |
| Grants, Contributions and Transfers | 2,854 | 2,854 | 2,854 | 2,746 |
| Amortization | 110 | 120 | 120 | 103 |
| Chargebacks | 1,982 | 1,982 | 1,984 | 2,046 |
| Computer Hardware and Software | 4 | 20 | 20 | 50 |
| Contract Services | 595 | 625 | 625 | 644 |
| Controllable Assets | 37 | 37 | 37 | 34 |
| Fees and Payments | 382 | 2,381 | 381 | 291 |
| Materials and Supplies | 396 | 426 | 426 | 432 |
| Purchased Services | 308 | 328 | 326 | 376 |
| Travel | 276 | 291 | 291 | 260 |
| Utilities | 193 | 223 | 223 | 96 |
| | 14,054 | 16,122 | 14,113 | 14,851 |

Environment and Natural Resources

Corporate Management

Grants, Contributions and Transfers

(thousands of dollars)

| | 2016-2017 Main Estimates | 2015-2016 Revised Estimates | 2015-2016 Main Estimates | 2014-2015 Actuals |
|--|--------------------------------|-----------------------------------|--------------------------------|----------------------|
| Grants | | | | |
| Disaster Compensation | 15 | 15 | 15 | 28 |
| Fur Price Program | 405 | 405 | 405 | 438 |
| | 420 | 420 | 420 | 466 |
| Contributions | | | | |
| Community Harvester Assistance Program | 1,074 | 1,074 | 1,074 | 1,164 |
| Inuvialuit Water Board | 913 | 913 | 913 | 900 |
| Local Wildlife Committees | 257 | 257 | 257 | 143 |
| Take A Kid Trapping | 125 | 125 | 125 | 6 |
| Traditional Knowledge | 65 | 65 | 65 | 67 |
| | 2,434 | 2,434 | 2,434 | 2,280 |
| Total Grants and Contributions | 2,854 | 2,854 | 2,854 | 2,746 |

Descriptions of Grants and Contributions

Disaster Compensation (15) - Grants are available to hunters and trappers to replace equipment lost as a result of a natural disaster.

Fur Price Program (405) - Grants to trappers in the form of a minimum price for the fur of selected species. The grant is available on good quality and well handled pelts.

Community Harvester Assistance Program (1,074) - Contributions to local wildlife committees which have been recognized by the Minister of Environment and Natural Resources to provide assistance to resource harvesters.

Inuvialuit Water Board (913) - Core funding for the Inuvialuit Water Board.

Local Wildlife Committees (257) - Contributions to provide administrative support to hunters and trappers associations or band councils which provide similar services.

Take a Kid Trapping (125) - Contributions for the planning, preparation and delivery of programs to expose youth to traditional life skills such as hunting, trapping, fishing and outdoor survival.

Traditional Knowledge (65) - Funding for communities to carry out specific Wildlife and Forestry research projects related to the collection of traditional knowledge.

Environment and Natural Resources

Corporate Management

Active Positions (Information Item)

| | 2016-2017 | | | | 2015-2016 | | | |
|-----------------------------|--------------|--------------|----------|-----------|--------------|--------------|----------|-----------|
| | Full Time | Part Time | Seasonal | Total | Full Time | Part Time | Seasonal | Total |
| Regional Allocation | | | | | | | | |
| Headquarters | 30 | - | - | 30 | 33 | 1 | - | 34 |
| North Slave | 3 | - | - | 3 | 3 | - | - | 3 |
| Tłı̄chǫ | - | - | - | - | - | - | - | - |
| South Slave | 7 | - | - | 7 | 4 | - | - | 4 |
| Dehcho | 2 | - | - | 2 | 2 | - | - | 2 |
| Sahtu | 2 | - | - | 2 | 2 | - | - | 2 |
| Beaufort Delta | 6 | - | - | 6 | 6 | - | - | 6 |
| | 50 | - | - | 50 | 50 | 1 | - | 51 |
| Community Allocation | | | | | | | | |
| Headquarters | 30 | - | - | 30 | 33 | 1 | - | 34 |
| Regional Offices | 19 | - | - | 19 | 17 | - | - | 17 |
| Other | 1 | - | - | 1 | - | - | - | - |
| | 50 | - | - | 50 | 50 | 1 | - | 51 |

Full Time and Part Time positions may be indeterminate positions with no end date of employment or for a fixed term. Regional Offices include positions located in Yellowknife Regional Offices (North Slave), Fort Smith, Hay River, Fort Simpson, Norman Wells and Inuvik.

Environment and Natural Resources

Environment

Activity Description

The Environment Division works to prevent and reduce the impact of human activities on the natural environment so that a high quality environment is maintained.

The Climate Change Programs section develops programs and policies to ensure that the Government of the Northwest Territories (GNWT) is able to take responsible and effective actions to respond to the challenges posed by Climate Change.

The Contaminated Sites section develops programs and policies to manage and remediate contaminated sites that fall under the responsibility of the GNWT as well as managing the assessment and remediation of sites that are a priority due to environmental, health and safety issues such as the Giant Mine Site.

The Environmental Protection Section provides information and technical advice through environmental assessments, Land and Water Board processes, develops programs with respect to hazardous substances, solid and hazardous waste management, and is the regulator for air emissions and air management in the NWT.

The Science Agenda establishes a strategic framework for science in the NWT, identifies GNWT science priorities, and sets a path for future research and science integration for the GNWT.

The Waste Reduction and Management section develops, administers, evaluates and promotes innovative strategies, policies, regulations, programs and initiatives in source reduction, waste diversion, and residual waste management. The unit works with municipalities, businesses, non-profit organizations, and other levels of government to advance sustainable policies and programs in integrated waste management and leads the development, coordination, and implementation of cross-departmental and GNWT-wide strategies and policies in greening government.

Environment and Natural Resources

Environment

Operations Expenditure Summary

(thousands of dollars)

| | 2016-2017 Main Estimates | 2015-2016 Revised Estimates | 2015-2016 Main Estimates | 2014-2015 Actuals |
|-------------------------------------|---|--|---|------------------------------|
| Program Detail | | | | |
| Climate Change | 1,054 | 1,204 | 1,204 | 895 |
| Contaminated Sites and Remediation | 319 | 537 | 344 | 350 |
| Environmental Protection | 1,895 | 2,090 | 2,084 | 2,260 |
| Program Management | 811 | 807 | 807 | 978 |
| Waste Reduction | - | 100 | 100 | 123 |
| | 4,079 | 4,738 | 4,539 | 4,606 |
| Expenditure Category | | | | |
| Compensation and Benefits | 3,164 | 3,270 | 3,271 | 3,487 |
| Grants, Contributions and Transfers | 313 | 463 | 463 | 276 |
| Amortization | 30 | 26 | 26 | 20 |
| Chargebacks | - | - | - | 5 |
| Computer Hardware and Software | 2 | 2 | 2 | 21 |
| Contract Services | 265 | 608 | 408 | 239 |
| Controllable Assets | - | - | - | 12 |
| Fees and Payments | 17 | 19 | 19 | 110 |
| Materials and Supplies | 69 | 83 | 83 | 109 |
| Purchased Services | 64 | 72 | 72 | 89 |
| Travel | 128 | 168 | 168 | 195 |
| Utilities | 27 | 27 | 27 | 43 |
| | 4,079 | 4,738 | 4,539 | 4,606 |

Environment and Natural Resources

Environment

Grants, Contributions and Transfers

(thousands of dollars)

| | 2016-2017 Main Estimates | 2015-2016 Revised Estimates | 2015-2016 Main Estimates | 2014-2015 Actuals |
|-------------------------------------|--------------------------------|-----------------------------------|--------------------------------|----------------------|
| Contributions | | | | |
| Adaptation Plan | 51 | 51 | 51 | 43 |
| Biomass Energy | - | 150 | 150 | 105 |
| Climate Change Conservation Program | 162 | 162 | 162 | 128 |
| Environmental Baseline Studies | 100 | 100 | 100 | - |
| Total Contributions | 313 | 463 | 463 | 276 |

Descriptions of Contributions

Adaptation Plan (51) - Funds will be available to support planning actions by NWT communities, regional governments and organizations.

Biomass Energy - This program will support new initiatives to assist increased use of modern wood burning technologies to heat homes and buildings in communities.

Climate Change Conservation Program (162) - The Climate Change Conservation program provides financial assistance to support projects that reduce our usage of electrical and heat energy, and water.

Environmental Baseline Studies (100) - Contributions to the Sahtu land claim beneficiaries in order to establish baseline data for the measurement of environmental effects of human activity.

Environment and Natural Resources

Environment

Active Positions (Information Item)

| | 2016-2017 | | | | 2015-2016 | | | |
|-----------------------------|--------------|--------------|----------|-----------|--------------|--------------|----------|-----------|
| | Full Time | Part Time | Seasonal | Total | Full Time | Part Time | Seasonal | Total |
| Regional Allocation | | | | | | | | |
| Headquarters | 17 | - | - | 17 | 17 | - | - | 17 |
| North Slave | 1 | - | - | 1 | 1 | - | - | 1 |
| Tłı̄chǫ | - | - | - | - | - | - | - | - |
| South Slave | 1 | - | - | 1 | 1 | - | - | 1 |
| Dehcho | 1 | - | - | 1 | 1 | - | - | 1 |
| Sahtu | 2 | - | - | 2 | 2 | - | - | 2 |
| Beaufort Delta | 1 | - | - | 1 | 1 | - | - | 1 |
| | 23 | - | - | 23 | 23 | - | - | 23 |
| Community Allocation | | | | | | | | |
| Headquarters | 17 | - | - | 17 | 17 | - | - | 17 |
| Regional Offices | 6 | - | - | 6 | 6 | - | - | 6 |
| Other | - | - | - | - | - | - | - | - |
| | 23 | - | - | 23 | 23 | - | - | 23 |

Full Time and Part Time positions may be indeterminate positions with no end date of employment or for a fixed term. Regional Offices include positions located in Yellowknife Regional Offices (North Slave), Fort Smith, Hay River, Fort Simpson, Norman Wells and Inuvik.

Environment and Natural Resources

Forest Management

Activity Description

The Forest Management Division supports and maintains the responsible stewardship of the NWT's forests for the benefit of all Northerners.

Wildland Fire Operations provides for the analysis of wildland fire and protection of people, property, and values at risk from wildfire through presuppression preparedness as well as suppression of wildland fires. It is recognized that fire plays a natural role and importance in the boreal ecosystem.

Forest Management Services provides for strategic, financial and functional planning for assets, legislation and forest compliance.

Forest Resources provides for quantifiable and sustainable forest management for economic and social needs, the determination of ecological diversity and forest health while recognizing the rights of Aboriginal people and other third party interests.

Environment and Natural Resources

Forest Management

Operations Expenditure Summary

(thousands of dollars)

| | 2016-2017 Main Estimates | 2015-2016 Revised Estimates | 2015-2016 Main Estimates | 2014-2015 Actuals |
|---------------------------------------|--------------------------------|-----------------------------------|--------------------------------|----------------------|
| Program Detail | | | | |
| Fire Suppression | 13,305 | 29,914 | 7,371 | 55,457 |
| Forest Resources | 3,156 | 3,252 | 3,155 | 3,039 |
| Program Management and Presuppression | 21,461 | 22,119 | 22,106 | 21,928 |
| | 37,922 | 55,285 | 32,632 | 80,424 |
| Expenditure Category | | | | |
| Compensation and Benefits | 12,160 | 13,075 | 10,920 | 14,050 |
| Grants, Contributions and Transfers | 340 | 210 | 210 | 354 |
| Amortization | 1,829 | 1,737 | 1,737 | 1,679 |
| Chargebacks | - | - | 29 | 205 |
| Computer Hardware and Software | 36 | 48 | 48 | 224 |
| Contract Services | 18,746 | 28,627 | 16,489 | 35,872 |
| Controllable Assets | 125 | 125 | 125 | 129 |
| Fees and Payments | 235 | 111 | 111 | 8,632 |
| Materials and Supplies | 1,367 | 5,053 | 863 | 9,840 |
| Purchased Services | 238 | 460 | 231 | 1,027 |
| Travel | 1,575 | 3,941 | 936 | 2,410 |
| Utilities | 1,271 | 1,898 | 933 | 6,002 |
| | 37,922 | 55,285 | 32,632 | 80,424 |

Environment and Natural Resources

Forest Management

Grants, Contributions and Transfers

(thousands of dollars)

| | 2016-2017 Main Estimates | 2015-2016 Revised Estimates | 2015-2016 Main Estimates | 2014-2015 Actuals |
|---------------------------------------|--------------------------------|-----------------------------------|--------------------------------|----------------------|
| Grants | | | | |
| Fire Damage Compensation | 100 | 100 | 100 | 249 |
| Contributions | | | | |
| Biomass Energy | - | - | - | 80 |
| Community Protection Research | - | 10 | 10 | 25 |
| Industry Development | 50 | - | - | - |
| Modelling and Remote Sensing | 90 | - | - | - |
| Wildfire Research Support | 25 | 25 | 25 | - |
| Wildfire Risk Management Plans | 75 | 75 | 75 | - |
| | 240 | 110 | 110 | 105 |
| Total Grants and Contributions | 340 | 210 | 210 | 354 |

Descriptions of Grants and Contributions

Fire Damage Compensation (100) - Grants are available to hunters or trappers to replace equipment lost as a result of forest fires.

Biomass Energy - This program will support new initiatives to assist increased use of modern wood burning technologies to heat homes and buildings in communities.

Community Protection Research - To engage organizations in the direct operational research on community wildland fire hazards, risk mitigation, public safety, and protection from wildland fire impacts.

Industry Development (50) - Support Forest Management Agreements and development of a forest industry.

Modelling and Remote Sensing (90) - Contributions to researchers to support decision making tools in wildland fire management.

Wildfire Research Support (25) - Contributions to community and aboriginal governments to secure technical and informational support for wildland fire research initiatives.

Wildfire Risk Management Plans (75) - Contributions are available to communities to support development of FireSmart community plans for areas within communities to assist in the minimization of risk to the community from wildfire.

Environment and Natural Resources

Forest Management

Active Positions (Information Item)

| | 2016-2017 | | | | 2015-2016 | | | |
|-----------------------------|--------------|--------------|-----------|------------|--------------|--------------|-----------|------------|
| | Full Time | Part Time | Seasonal | Total | Full Time | Part Time | Seasonal | Total |
| Regional Allocation | | | | | | | | |
| Headquarters | - | - | - | - | - | - | - | - |
| North Slave | 3 | - | 10 | 13 | 3 | - | 10 | 13 |
| Tłı̨chǫ | - | - | 3 | 3 | - | - | 3 | 3 |
| South Slave | 34 | 1 | 28 | 63 | 34 | 1 | 28 | 63 |
| Dehcho | 3 | - | 37 | 40 | 3 | - | 37 | 40 |
| Sahtu | 4 | - | 3 | 7 | 4 | - | 3 | 7 |
| Beaufort Delta | 3 | - | 16 | 19 | 3 | - | 16 | 19 |
| | 47 | 1 | 97 | 145 | 47 | 1 | 97 | 145 |
| Community Allocation | | | | | | | | |
| Headquarters | - | - | - | - | - | - | - | - |
| Regional Offices | 46 | 1 | 45 | 92 | 47 | 1 | 59 | 107 |
| Other | 1 | - | 52 | 53 | - | - | 38 | 38 |
| | 47 | 1 | 97 | 145 | 47 | 1 | 97 | 145 |

Full Time and Part Time positions may be indeterminate positions with no end date of employment or for a fixed term. Regional Offices include positions located in Yellowknife Regional Offices (North Slave), Fort Smith, Hay River, Fort Simpson, Norman Wells and Inuvik.

Environment and Natural Resources

Water Resources

Activity Description

The Water Resources Division ensures the water resources stewardship and management objectives of the Government and of the Department are met in an integrated and timely manner.

The Taiga Environmental Laboratory performs a wide range of organic and inorganic chemical analyses on water, industrial effluents, sewage, and soil. In addition to standard services, a variety of special services are offered, including laboratory quality assurance/quality control assessments; rush sample services; scientific training; and, public education.

The Water Programs and Partnership section leads the establishment and implementation of Transboundary Bilateral Water Management Agreements, undertakes the Community Based Monitoring Program; Source Water Protection, Aquatic Ecosystem Indicators; and Traditional Knowledge Initiatives, which contribute to the implementation of the Northwest Territories Water Stewardship Strategy.

The Water Regulatory section provides information and expert advice to resource management boards and other clients on the effects of proposed water and land activities on the aquatic environment and the amount of reclamation security to be held within a water license.

The Water Research and Studies section undertakes a variety of short and long-term monitoring projects within internal and external partners, including water quality, water quantity, weather/climate, and snow monitoring, to help fill data gaps in the NWT and provides scientific information for use in developing Transboundary Water Management Agreements; and territorial or national technical guidance documents for use in making sound resource management decisions.

Environment and Natural Resources

Water Resources

Operations Expenditure Summary

(thousands of dollars)

| | 2016-2017 Main Estimates | 2015-2016 Revised Estimates | 2015-2016 Main Estimates | 2014-2015 Actuals |
|-------------------------------------|---|--|---|------------------------------|
| Program Detail | | | | |
| Program Management | 1,324 | 1,343 | 1,336 | 997 |
| Taiga Environmental Laboratory | 1,976 | 2,074 | 2,074 | 1,805 |
| Water Regulatory | 1,798 | 1,989 | 1,989 | 1,846 |
| Water Research and Study | 3,031 | 3,540 | 2,773 | 2,529 |
| Watershed Management | 3,346 | 3,390 | 3,390 | 3,472 |
| | 11,475 | 12,336 | 11,562 | 10,649 |
| Expenditure Category | | | | |
| Compensation and Benefits | 6,351 | 6,322 | 6,315 | 5,561 |
| Grants, Contributions and Transfers | 750 | 1,100 | 1,100 | 1,272 |
| Amortization | 60 | 48 | 48 | 29 |
| Computer Hardware and Software | 19 | 82 | 82 | 78 |
| Contract Services | 1,876 | 1,432 | 1,432 | 1,687 |
| Controllable Assets | 170 | 405 | 405 | 90 |
| Fees and Payments | 49 | 92 | 92 | 136 |
| Materials and Supplies | 992 | 413 | 413 | 1,225 |
| Purchased Services | 802 | 1,868 | 1,101 | 190 |
| Travel | 386 | 554 | 554 | 355 |
| Utilities | 20 | 20 | 20 | 26 |
| | 11,475 | 12,336 | 11,562 | 10,649 |

Environment and Natural Resources

Water Resources

Grants, Contributions and Transfers

(thousands of dollars)

| | 2016-2017 Main Estimates | 2015-2016 Revised Estimates | 2015-2016 Main Estimates | 2014-2015 Actuals |
|---|--------------------------------|-----------------------------------|--------------------------------|----------------------|
| Contributions | | | | |
| Aquatic Ecosystems Research Partnership Program | - | 200 | 200 | - |
| Environment Canada | - | - | - | 600 |
| Mackenzie River Basin Board | 50 | 40 | 40 | 40 |
| NWT Water Strategy | 250 | 250 | 250 | 632 |
| Water Strategy Action Plan | 450 | 610 | 610 | - |
| Total Contributions | 750 | 1,100 | 1,100 | 1,272 |

Descriptions of Contributions

Aquatic Ecosystems Research Partnership Program - Contributions to Wilfrid Laurier University in support of aquatic ecosystems.

Environment Canada - A contribution for the operation of water quantity stations in the NWT under the National Hydrometric Program.

Mackenzie River Basin Board (50) - A contribution to cooperatively manage the aquatic ecosystem of the Mackenzie River Basin in conjunction with the Yukon, British Columbia, Alberta and Saskatchewan Governments.

NWT Water Strategy (250) - Contributions in support of the NWT Water Strategy.

Water Strategy Action Plan (450) - A contribution for the implementation of Bilateral Water Management Agreements with upstream jurisdiction (Bilateral Water Management Committees and Science and Monitoring Committee).

Environment and Natural Resources

Water Resources

Active Positions (Information Item)

| | 2016-2017 | | | | 2015-2016 | | | |
|-----------------------------|--------------|--------------|----------|-----------|--------------|--------------|----------|-----------|
| | Full Time | Part Time | Seasonal | Total | Full Time | Part Time | Seasonal | Total |
| Regional Allocation | | | | | | | | |
| Headquarters | 38 | - | - | 38 | 41 | - | - | 41 |
| North Slave | 2 | - | - | 2 | 2 | - | - | 2 |
| Tłı̄chǫ | - | - | - | - | - | - | - | - |
| South Slave | 3 | - | - | 3 | 1 | - | - | 1 |
| Dehcho | 1 | - | - | 1 | 1 | - | - | 1 |
| Sahtu | 1 | - | - | 1 | 1 | - | - | 1 |
| Beaufort Delta | 1 | - | - | 1 | 1 | - | - | 1 |
| | 46 | - | - | 46 | 47 | - | - | 47 |
| Community Allocation | | | | | | | | |
| Headquarters | 38 | - | - | 38 | 41 | - | - | 41 |
| Regional Offices | 8 | - | - | 8 | 6 | - | - | 6 |
| Other | - | - | - | - | - | - | - | - |
| | 46 | - | - | 46 | 47 | - | - | 47 |

Full Time and Part Time positions may be indeterminate positions with no end date of employment or for a fixed term. Regional Offices include positions located in Yellowknife Regional Offices (North Slave), Fort Smith, Hay River, Fort Simpson, Norman Wells and Inuvik.

Environment and Natural Resources

Wildlife

Activity Description

The Wildlife Division is responsible for the stewardship of wildlife resources.

The Biodiversity Conservation section develops wildlife legislation, implements the *Species at Risk (NWT) Act*, maintains a wildlife data repository, reports on the general status of all NWT species, and provides information to the public and stakeholders about wildlife and wildlife management initiatives.

The Wildlife Research and Management section is responsible for guiding the overall direction of Departmental wildlife, wildlife health and wildlife habitat research and monitoring programs, developing management plans and range plans, providing technical expertise and advice on wildlife issues in environmental assessment and regulatory processes, including addressing individual and cumulative effects of disturbance on wildlife and wildlife habitat, and supporting the needs of other wildlife management authorities and co-management partners to achieve shared goals and priorities.

Wildlife programs and services are delivered by regional and headquarters staff. Regional staff work closely with wildlife co-management boards to co-ordinate wildlife research and monitoring programs. Regional and headquarters staff undertake wildlife surveys and involve communities and co-management boards in these activities. Regional and headquarters staff also participate in the development of management plans. Headquarters staff help co-ordinate and provide expertise to regional staff conducting wildlife research and monitoring programs. Headquarters staff liaise with national and international wildlife organizations and co-ordinate NWT-wide programs, such as biodiversity monitoring, major legislative reviews (e.g., *Wildlife Act*), species at risk programs, wildlife health studies, wildlife standard advice, wildlife cumulative effects studies, wildlife databases, and wildlife study publications. All wildlife and sport fishing compliance programs are delivered by regional renewable resource officers.

Environment and Natural Resources

Wildlife

Operations Expenditure Summary

(thousands of dollars)

| | 2016-2017 Main Estimates | 2015-2016 Revised Estimates | 2015-2016 Main Estimates | 2014-2015 Actuals |
|-------------------------------------|--------------------------------|-----------------------------------|--------------------------------|----------------------|
| Program Detail | | | | |
| Biodiversity Conservation | 2,414 | 2,389 | 2,414 | 2,149 |
| Field Operations | 5,868 | 6,002 | 5,955 | 5,881 |
| Wildlife Program Management | 794 | 1,016 | 1,016 | 976 |
| Wildlife Research and Management | 5,881 | 5,723 | 5,711 | 6,907 |
| | 14,957 | 15,130 | 15,096 | 15,913 |
| Expenditure Category | | | | |
| Compensation and Benefits | 9,150 | 9,397 | 9,306 | 9,348 |
| Grants, Contributions and Transfers | 574 | 634 | 634 | 1,422 |
| Amortization | 498 | 433 | 433 | 367 |
| Chargebacks | - | - | - | 24 |
| Computer Hardware and Software | 94 | 96 | 96 | 115 |
| Contract Services | 1,898 | 2,243 | 1,928 | 1,967 |
| Controllable Assets | 360 | 385 | 385 | 346 |
| Fees and Payments | 38 | 36 | 36 | 99 |
| Materials and Supplies | 1,044 | 749 | 1,040 | 923 |
| Purchased Services | 339 | 255 | 329 | 377 |
| Travel | 925 | 852 | 870 | 795 |
| Utilities | 37 | 50 | 39 | 130 |
| | 14,957 | 15,130 | 15,096 | 15,913 |

Environment and Natural Resources

Wildlife

Grants, Contributions and Transfers

(thousands of dollars)

| | 2016-2017 Main Estimates | 2015-2016 Revised Estimates | 2015-2016 Main Estimates | 2014-2015 Actuals |
|----------------------------|--------------------------------|-----------------------------------|--------------------------------|----------------------|
| Contributions | | | | |
| Caribou Strategy | - | - | - | 627 |
| Contributions - Various | - | - | - | 54 |
| Disease Contaminants | 16 | 16 | 16 | - |
| Stewardship Program | 440 | 440 | 440 | 518 |
| Wildlife Management Boards | 118 | 178 | 178 | 223 |
| | | | | |
| Total Contributions | 574 | 634 | 634 | 1,422 |

Descriptions of Contributions

Caribou Strategy - To promote traditional knowledge studies and support capacity building within Aboriginal Governments (Akaitcho and Tłıchǫ).

Contributions - Various - Contributions in support of natural resource and environmental issues.

Disease Contaminants (16) - A contribution to the Canadian Cooperative Wildlife Health Centre for wildlife health expertise.

Stewardship Program (440) - To establish a stewardship program to promote species at risk stewardship actions.

Wildlife Management Boards (118) - Contributions to support wildlife management boards recognized by the Minister of Environment and Natural Resources.

Environment and Natural Resources

Wildlife

Active Positions (Information Item)

| | 2016-2017 | | | | 2015-2016 | | | |
|-----------------------------|--------------|--------------|----------|-----------|--------------|--------------|----------|-----------|
| | Full Time | Part Time | Seasonal | Total | Full Time | Part Time | Seasonal | Total |
| Regional Allocation | | | | | | | | |
| Headquarters | 18 | - | - | 18 | 18 | - | - | 18 |
| North Slave | 9 | - | - | 9 | 9 | - | - | 9 |
| Tłı̄chǫ | 3 | - | - | 3 | 3 | - | - | 3 |
| South Slave | 12 | 1 | - | 13 | 12 | 1 | - | 13 |
| Dehcho | 7 | 2 | - | 9 | 7 | 2 | - | 9 |
| Sahtu | 8 | - | - | 8 | 8 | - | - | 8 |
| Beaufort Delta | 9 | 4 | - | 13 | 10 | 4 | - | 14 |
| | 66 | 7 | - | 73 | 67 | 7 | - | 74 |
| Community Allocation | | | | | | | | |
| Headquarters | 18 | - | - | 18 | 18 | - | - | 18 |
| Regional Offices | 33 | - | - | 33 | 37 | 1 | - | 38 |
| Other | 15 | 7 | - | 22 | 12 | 6 | - | 18 |
| | 66 | 7 | - | 73 | 67 | 7 | - | 74 |

Full Time and Part Time positions may be indeterminate positions with no end date of employment or for a fixed term. Regional Offices include positions located in Yellowknife Regional Offices (North Slave), Fort Smith, Hay River, Fort Simpson, Norman Wells and Inuvik.

Environment and Natural Resources

Lease Commitments

(Information Item)

| Type of Property | Community | (thousands of dollars) 2016-2017 | |
|--|-------------------|-------------------------------------|--------------------------|
| | | Main Estimates | Future Lease Payments |
| Transmitter Site (Northern United Place) | Yellowknife | 2 | 6 |
| Transmitter Site | Fort Simpson | 5 | - |
| Forestry Base/R-R Office | Lutselk'e | 53 | 213 |
| Office Warehouse | Fort Smith | 433 | 433 |
| Office Warehouse | Hay River Reserve | 66 | - |
| Laboratory/Office | Norman Wells | 100 | 299 |
| | | 659 | 951 |

The above leases do not include capital leases. In the event a lease is deemed to be a capital lease the associated asset is included in tangible capital assets and amortized over the useful life of the asset; and the lease is recorded as a financial liability.

The Main Estimates and Future Lease Payment amounts represent the Base Rent cost, excluding any operations and maintenance component that is included in the total Lease costs in the agreement.

Environment and Natural Resources

Environment Fund

(Information Item)

The *Waste Reduction and Recovery Act*, enacted in July 2005, established the Environment Fund as a Special Purpose Fund to develop and implement waste reduction recovery programs.

| | (thousands of dollars) | | | |
|------------------------------|--------------------------------|-----------------------------------|--------------------------------|----------------------|
| | 2016-2017 Main Estimates | 2015-2016 Revised Estimates | 2015-2016 Main Estimates | 2014-2015 Actuals |
| OPERATING RESULTS | | | | |
| Income | | | | |
| Revenue | <u>6,743</u> | 6,746 | 6,746 | 5,979 |
| Expenses | | | | |
| Compensation and Benefits | 929 | 929 | 929 | 198 |
| Grants | 190 | 190 | 190 | 259 |
| Refunded Deposits | 2,900 | 2,900 | 2,900 | 2,806 |
| Handling and Processing Fees | 1,729 | 1,729 | 1,729 | 1,229 |
| Other Expenses | 989 | 1,354 | 995 | 932 |
| | <u>6,737</u> | <u>7,102</u> | <u>6,743</u> | <u>5,424</u> |
| Surplus (Deficit) | <u>6</u> | <u>(356)</u> | <u>3</u> | <u>555</u> |
| FUND BALANCE | | | | |
| Opening Balance | 2,170 | 2,526 | 2,014 | 1,971 |
| Surplus (Deficit) | 6 | (356) | 3 | 555 |
| Closing Balance | <u>2,176</u> | <u>2,170</u> | <u>2,017</u> | <u>2,526</u> |

Environment and Natural Resources

Fur Marketing Service Revolving Fund

(Information Item)

Purpose: To provide working capital for the operation of a fur advance system. Trappers receive interest free advances on fur sent to southern auction houses. More than 1,000 trappers take advantage of this program.

| | (thousands of dollars) | | | |
|---|--------------------------------|-----------------------------------|--------------------------------|----------------------|
| | 2016-2017 Main Estimates | 2015-2016 Revised Estimates | 2015-2016 Main Estimates | 2014-2015 Actuals |
| Authorized Limit | <u>1,500</u> | 1,500 | 1,500 | 1,500 |
| Operating Results: | | | | |
| Opening Accounts Receivable | 408 | 358 | 950 | 927 |
| Advances to Trappers | 1,000 | 1,000 | 1,000 | 662 |
| Repayment of Fur Account Loans | <u>(950)</u> | (950) | (950) | (1,231) |
| Closing Accounts Receivable (Note) | <u>458</u> | 408 | 1,000 | 358 |

Note: Some fur remains unsold at auction for extended periods. The spring sale proceeds, which are received after fiscal year end, pay off most of the remaining advances from the trapping season.

Environment and Natural Resources

Work Performed on Behalf of Others

(Information Item)

| Items | (thousands of dollars) | | | |
|--|--------------------------------|-----------------------------------|--------------------------------|----------------------|
| | 2016-2017 Main Estimates | 2015-2016 Revised Estimates | 2015-2016 Main Estimates | 2014-2015 Actuals |
| Barren-Ground Caribou Collaring | - | - | - | 18 |
| Barren-Ground Caribou Monitoring | - | - | - | 9 |
| Bathurst Caribou Range Plan | 241 | 218 | - | - |
| Bison Control Program | 50 | 75 | 50 | 50 |
| Bluenose-West Caribou Survey | 30 | 40 | 40 | 50 |
| Canadian High Arctic Research Station | - | - | - | 50 |
| C-Core | - | 18 | - | - |
| Climate Change Adaptation Project | 200 | 670 | 500 | 500 |
| Dall's Sheep Survey | - | - | - | 18 |
| Environment Canada - Climate Change | 30 | 30 | - | - |
| Environment Canada - Watershed | - | 262 | - | - |
| Environment Canada - Wildlife | 25 | 50 | - | - |
| Forest Industry and Biomass Initiative | 600 | 1,890 | 1,790 | 1,506 |
| Geographic Information System Project | 1 | 9 | - | 4 |
| Gwich'in Implementation | 159 | 174 | 156 | 219 |
| Habitat Stewardship Contribution Program - Forest Resources | - | 68 | - | - |
| Habitat Suitability Mapping for Boreal Woodland Caribou in the Northwest Territories | - | - | - | 20 |
| Inuvialuit Implementation | 3,975 | 4,129 | 3,900 | 4,074 |
| Lichen Suitability Collection | - | - | - | 2 |
| Mutual Aid Research Sharing Agreement | 750 | 839 | 750 | 367 |
| Nature Serve Canada | 40 | 40 | 50 | 48 |
| Peary Sound Caribou Agreement - Environment Canada | - | - | - | 50 |
| Peary Sound Caribou Agreement - Parks Canada | - | - | - | 50 |
| Polar Knowledge Canada - Watershed | 23 | 15 | - | - |
| Reforestation Fund | - | 82 | - | - |
| Remeasurement of the National Forest Inventory | 100 | 250 | - | - |
| Sahtu Duck Banding Project | - | 11 | - | 13 |
| Sahtu Implementation | 152 | 149 | 149 | 146 |
| Sahtu Renewable Resources Board | 30 | 44 | - | 27 |
| Tłı̄chǫ Implementation | 117 | 740 | 137 | 185 |
| Viscount Melville Polar Bear Assessment | - | - | - | 15 |
| WatKan Project | - | - | - | 75 |
| W. Garfield Weston Foundation | - | 27 | - | - |
| Wolf Diet Research Project | - | 16 | - | - |
| | 6,523 | 9,846 | 7,522 | 7,496 |

Environment and Natural Resources

Work Performed on Behalf of Others

(Information Item)

Descriptions of Work Performed on Behalf of Others

Barren-Ground Caribou Collaring - Funding from the Gwich'in Renewable Resources Board for the collaring of the Tuktoyaktuk Peninsula, Cape Bathurst and Bluenose-West Barren-Ground caribou herds.

Barren-Ground Caribou Monitoring - Funding from the Gwich'in Renewable Resources Board for the monitoring of the Tuktoyaktuk Peninsula, Cape Bathurst and Bluenose-West Barren-Ground caribou herds.

Bathurst Caribou Range Plan (241) - Funding from Polar Knowledge Canada to prepare a management tool for decision makers to advise on the management of cumulative land disturbances on the range of the Bathurst caribou herd.

Bison Control Program (50) - Funding provided by Parks Canada to conduct surveillance flights in and around Wood Buffalo National Park.

Bluenose-West Caribou Study (30) - Funding provided by Parks Canada to support monitoring of the bluenose-west caribou.

Canadian High Arctic Research Station - Funding from Indigenous and Northern Affairs Canada for environmental monitoring.

C-Core - Funding from C-Core to ground truth water parameters for specified areas.

Climate Change Adaptation Project (200) - Funding provided by Indigenous and Northern Affairs Canada for the study of changes to climate and hydrology in the North.

Dall's Sheep Survey - Funding from the Gwich'in Renewable Resources Board to obtain an estimate of population size and structure of the Dall's Sheep.

Environment Canada - Climate Change (30) - Funding received from Environment Canada to develop a collaborative climate change station network in the Northwest Territories.

Environment Canada - Watershed - Funding provided by Environment Canada to strengthen Aboriginal economic participation in environmental monitoring in the Northwest Territories.

Environment Canada - Wildlife (25) - Funding from Environment Canada for monitoring polar bear subpopulations in the Western Arctic.

Forest Industry and Biomass Initiative (600) - Funding received from the Canadian Northern Economic Development Agency for the implementation of the NWT Forest Initiative and Biomass Strategy.

Geographic Information System Project (1) - Funding provided by the Sahtu Land Use Planning Board for the Geographic Information System (GIS) Project administered by the Department of Environment and Natural Resources to meet the growing GIS needs in the Sahtu Settlement Area.

Gwich'in Implementation (159) - Under the terms of a 10-year Bilateral Funding Agreement between Indigenous and Northern Affairs Canada and the Government of the Northwest Territories, Canada will provide a grant payment to the Government of the Northwest Territories to assist with Gwich'in implementation activities pursuant to the Gwich'in Implementation Plan.

Environment and Natural Resources

Work Performed on Behalf of Others

(Information Item)

Habitat Stewardship Contribution Program - Forest Resources - Funding provided by Environment Canada to evaluate the risk of cumulative effects of fire and human disturbance to Boreal Woodland Caribou Habitat.

Habitat Suitability Mapping for Boreal Woodland Caribou in the Northwest Territories - Funding received from Environment Canada to generate seasonal habitat suitability maps for Species At Risk-listed Woodland Caribou (boreal population; Threatened) in the Northwest Territories.

Inuvialuit Implementation (3,975) - Under the terms of a contribution funding agreement between Indigenous and Northern Affairs Canada and the Government of the Northwest Territories, Canada will provide implementation funding to the Government of the Northwest Territories to assist with Inuvialuit implementation activities pursuant to the Inuvialuit Final Agreement.

Lichen Suitability Collection - Funding provided by the Canadian Museum of Nature to identify and organize collected lichens from Banks Island.

Mutual Aid Resources Sharing Agreement (750) - This is an agreement among all Canadian Agencies with forest fire management responsibility. The agreement provides for the sharing of resources, including personnel, equipment, aircraft and other services to assist member agencies in time of need.

Nature Serve Canada (40) - Funding to assist with the Conservation Data Centre.

Peary Sound Caribou Agreement - Environment Canada - Funding received from Environment Canada to conduct aerial surveys of the Banks Island population of Peary Caribou to determine a population estimate of Peary Caribou that will contribute to management, assessment of the status, identification of critical habitat and recovery of the species.

Peary Sound Caribou Agreement - Parks Canada - Funding provided by Parks Canada to determine population trends and to obtain an estimate of the number of non-calf and calf Peary Caribou and Muskoxen on Banks Island.

Polar Knowledge Canada - Watershed (23) - Funding provided by Polar Knowledge Canada to monitor aquatic ecosystem health within communities across the Northwest Territories.

Reforestation Fund - Charges to timber permit and license holders for timber cutting and reforestation

Remeasurement of the National Forest Inventory (100) - Funding from Natural Resources Canada to aid in the National Forest Inventory Permanent Sample Plot program which contributes ground and remote-sensing based information on growth and changes to northern forests.

Sahtu Duck Banding Project - Funding provided by the United States Fish and Wildlife to study the distribution, harvest locations and survival of northern dabbling ducks at Willow Lake.

Sahtu Implementation (152) - Under the terms of a 10-year Bilateral Funding Agreement between Indigenous and Northern Affairs Canada and the Government of the Northwest Territories, Canada will provide a grant payment to the Government of the Northwest Territories to assist with Sahtu implementation activities pursuant to the Sahtu Implementation Plan.

Environment and Natural Resources

Work Performed on Behalf of Others

(Information Item)

Sahtu Renewable Resources Board (30) - Funding provided by the Sahtu Renewable Resources Board to conduct wildlife studies.

Tłıchǫ Implementation (117) - Under the terms of a 10-year Bilateral Funding Agreement between Indigenous and Northern Affairs Canada and the Government of the Northwest Territories, Canada will provide a grant payment to the Government of the Northwest Territories to assist with Tłıchǫ implementation activities pursuant to the Tłıchǫ Implementation Plan.

Viscount Polar Bear Assessment - Funding provided by World Wildlife Fund Canada to assess the Viscount Melville polar bear population.

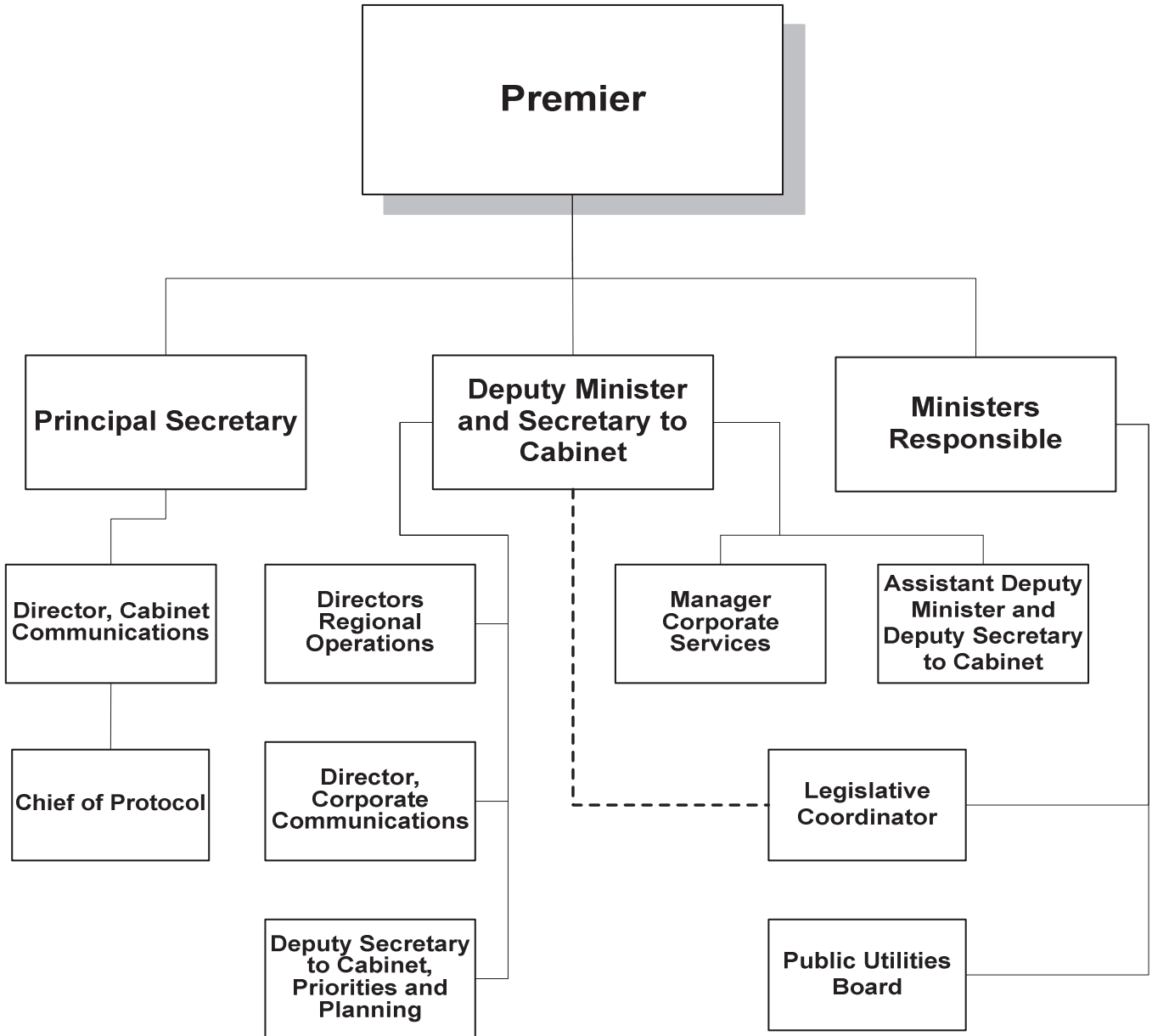
WatKan Project - Funding from Wilfrid Laurier University to develop expertise on a hydrologic model for climate change decisions and training for the Government of the Northwest Territories.

W. Garfield Weston Foundation - Funding provided by W. Garfield Weston Foundation to establish the spatial trends in metals levels (including mercury) in fish tissue along the Mackenzie River and radiating from a known point source of industrial pollutants (Giant and Con Mines).

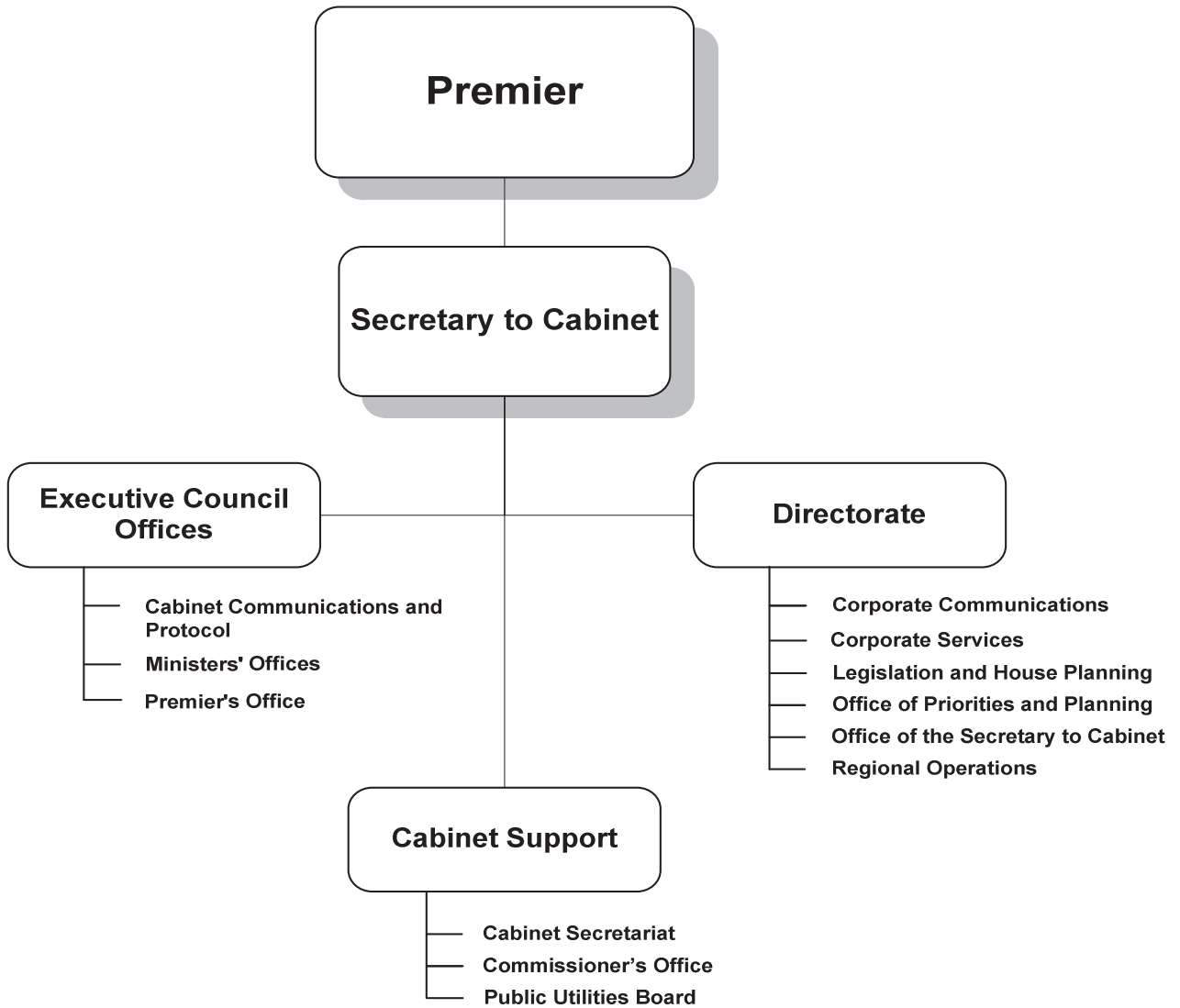
Wolf Diet Research Project - Funding received from Parks Canada to examine diets using samples collected from harvested wolves.

Executive

**Executive
Organizational Chart**



**Executive
Accounting Structure Chart**



Executive

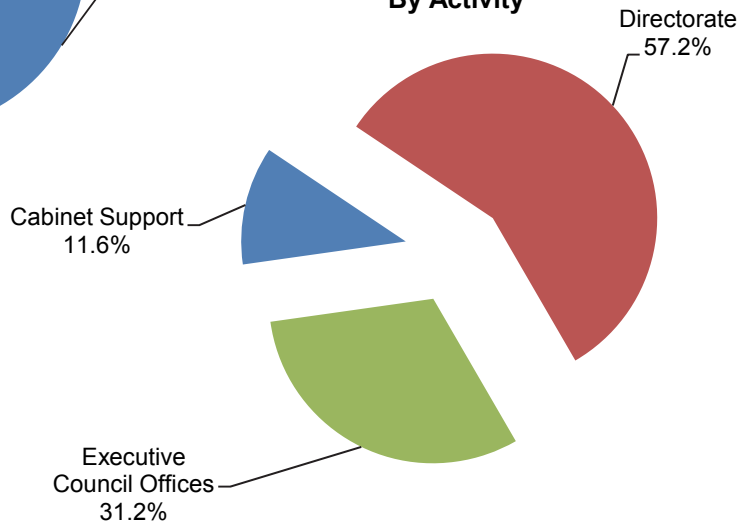
Graphs

Operations Expenditures

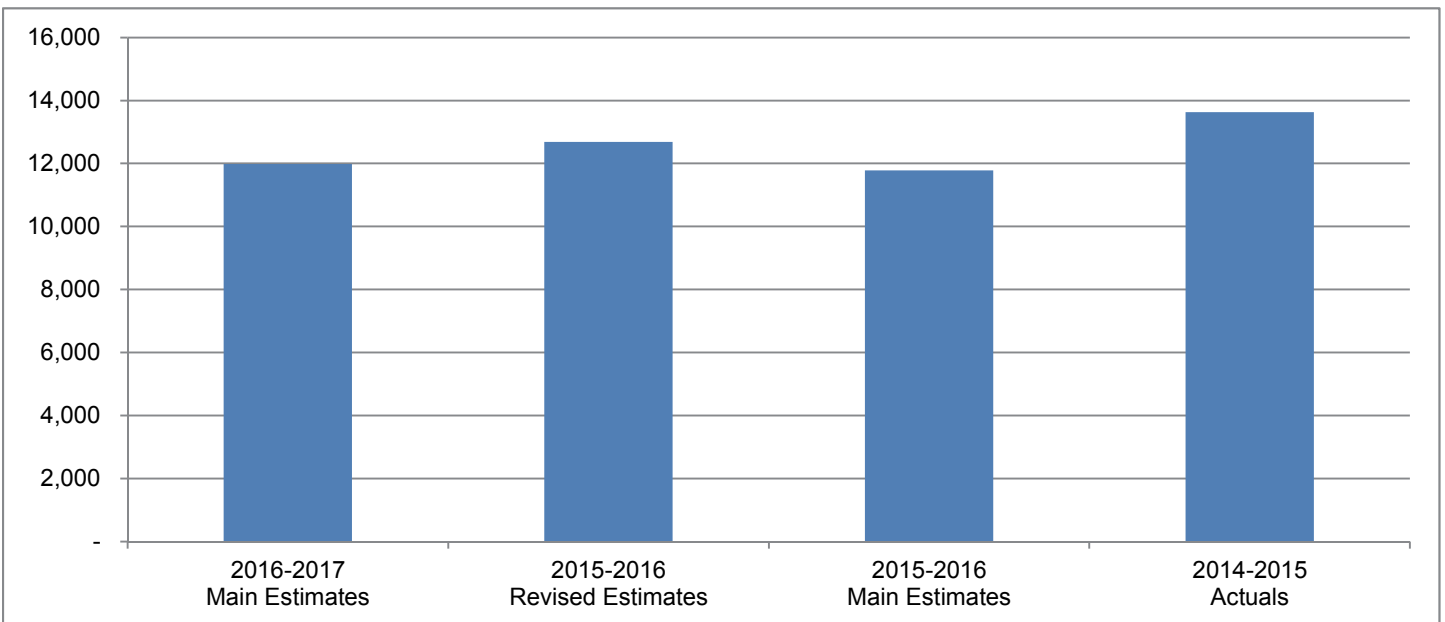
By Expenditure Category



By Activity



**Operations Expenditures Comparison
(thousands of dollars)**



Executive

The mandate of the Department of Executive is to provide overall management and direction to the Executive branch of Government.

(thousands of dollars)

| | 2016-2017 Main Estimates | 2015-2016 Revised Estimates | 2015-2016 Main Estimates | 2014-2015 Actuals |
|-------------------------------------|---|--|---|------------------------------|
| Activity | | | | |
| Cabinet Support | 1,393 | 2,187 | 2,187 | 2,079 |
| Directorate | 6,859 | 6,696 | 6,121 | 7,721 |
| Executive Council Offices | 3,734 | 3,806 | 3,471 | 3,832 |
| | 11,986 | 12,689 | 11,779 | 13,632 |
| Expenditure Category | | | | |
| Compensation and Benefits | 9,389 | 9,746 | 8,939 | 9,357 |
| Grants, Contributions and Transfers | 150 | 150 | 150 | 164 |
| Amortization | 7 | 7 | 7 | 7 |
| Chargebacks | 380 | 380 | 380 | 509 |
| Computer Hardware and Software | 35 | 49 | 49 | 38 |
| Contract Services | 917 | 1,135 | 1,042 | 1,891 |
| Controllable Assets | 30 | 30 | 30 | 612 |
| Fees and Payments | 62 | 62 | 62 | 50 |
| Materials and Supplies | 223 | 283 | 273 | 165 |
| Purchased Services | 263 | 287 | 287 | 359 |
| Travel | 530 | 560 | 560 | 480 |
| | 11,986 | 12,689 | 11,779 | 13,632 |
| Total Revenues | 150 | 150 | 150 | 150 |
| Total Active Positions | 72 | 68 | 68 | 68 |
| Infrastructure Investment | - | - | - | - |

Executive

Revenue Summary

(Information Item)

(thousands of dollars)

General

Grants-in-Kind

Band Council Subsidized Leases

| 2016-2017 Main Estimates | 2015-2016 Revised Estimates | 2015-2016 Main Estimates | 2014-2015 Actuals |
|---|--|---|------------------------------|
| 150 | 150 | 150 | 150 |
| 150 | 150 | 150 | 150 |

Executive

Active Position Summary

(Information Item)

| | 2016-2017 | | | | 2015-2016 | | | |
|-----------------------------|--------------|--------------|----------|-----------|--------------|--------------|----------|-----------|
| | Full Time | Part Time | Seasonal | Total | Full Time | Part Time | Seasonal | Total |
| Activity | | | | | | | | |
| Cabinet Support | 8 | - | - | 8 | 11 | - | - | 11 |
| Directorate | 23 | 20 | - | 43 | 18 | 20 | - | 38 |
| Executive Council Offices | 21 | - | - | 21 | 19 | - | - | 19 |
| | 52 | 20 | - | 72 | 48 | 20 | - | 68 |
| Regional Allocation | | | | | | | | |
| Headquarters | 46 | - | - | 46 | 42 | - | - | 42 |
| North Slave | 3 | - | - | 3 | 3 | - | - | 3 |
| Tłı̄chǫ | - | 4 | - | 4 | - | 4 | - | 4 |
| South Slave | 1 | 1 | - | 2 | 1 | 1 | - | 2 |
| Dehcho | - | 4 | - | 4 | - | 4 | - | 4 |
| Sahtu | - | 4 | - | 4 | - | 4 | - | 4 |
| Beaufort Delta | 2 | 7 | - | 9 | 2 | 7 | - | 9 |
| | 52 | 20 | - | 72 | 48 | 20 | - | 68 |
| Community Allocation | | | | | | | | |
| Headquarters | 46 | - | - | 46 | 42 | - | - | 42 |
| Regional Offices | 6 | - | - | 6 | 6 | - | - | 6 |
| Other | - | 20 | - | 20 | - | 20 | - | 20 |
| | 52 | 20 | - | 72 | 48 | 20 | - | 68 |

Full Time and Part Time positions may be indeterminate positions with no end date of employment or for a fixed term. Regional Offices include positions located in Yellowknife Regional Offices (North Slave), Fort Smith, Hay River, Fort Simpson, Norman Wells and Inuvik.

Executive

Cabinet Support

Activity Description

Cabinet Support is responsible for ensuring systems are in place to support informed decision-making and to successfully implement Cabinet direction. Cabinet Support offers objective, independent policy analysis and operational support through the Cabinet Secretariat. It also supports the Commissioner's Office and the Public Utilities Board.

Cabinet Secretariat provides broad, independent policy advice on priorities, strategies, policies and legislation to the Premier and Cabinet; and support for all Cabinet operation, including communicating, monitoring compliance with, and assisting in the implementation of Cabinet direction. The Secretariat has ultimate responsibility for maintaining the security and integrity of the official Cabinet Record.

The Commissioner's Office provides office space and operational support for the federally appointed Commissioner of the Northwest Territories.

The Public Utilities Board is an independent regulatory agency responsible for the regulation of the energy utilities in the Northwest Territories. The main function of the Board is derived from the *Public Utilities Act*.

Executive
Cabinet Support
Operations Expenditure Summary

(thousands of dollars)

| | 2016-2017 Main Estimates | 2015-2016 Revised Estimates | 2015-2016 Main Estimates | 2014-2015 Actuals |
|-------------------------------------|---|--|---|------------------------------|
| Program Detail | | | | |
| Cabinet Secretariat | 748 | 1,542 | 1,542 | 1,453 |
| Commissioner's Office | 201 | 201 | 201 | 168 |
| Public Utilities Board | 444 | 444 | 444 | 458 |
| | 1,393 | 2,187 | 2,187 | 2,079 |
| Expenditure Category | | | | |
| Compensation and Benefits | 1,008 | 1,644 | 1,644 | 1,606 |
| Grants, Contributions and Transfers | - | - | - | 9 |
| Computer Hardware and Software | - | 14 | 14 | - |
| Contract Services | 205 | 275 | 275 | 227 |
| Controllable Assets | - | - | - | 12 |
| Fees and Payments | 24 | 24 | 24 | 28 |
| Materials and Supplies | 35 | 55 | 55 | 46 |
| Purchased Services | 41 | 65 | 65 | 82 |
| Travel | 80 | 110 | 110 | 69 |
| | 1,393 | 2,187 | 2,187 | 2,079 |

Executive

Cabinet Support

Grants, Contributions and Transfers

(thousands of dollars)

| | 2016-2017 Main Estimates | 2015-2016 Revised Estimates | 2015-2016 Main Estimates | 2014-2015 Actuals |
|----------------------|---|--|---|------------------------------|
| Grants | | | | |
| NWT Literacy Council | - | - | - | 9 |

Descriptions of Grants

NWT Literacy Council - Funding provided to the NWT Literacy Council.

**Executive
Cabinet Support**

**Active Positions
(Information Item)**

| | 2016-2017 | | | | 2015-2016 | | | |
|-----------------------------|--------------|--------------|----------|----------|--------------|--------------|----------|-----------|
| | Full Time | Part Time | Seasonal | Total | Full Time | Part Time | Seasonal | Total |
| Regional Allocation | | | | | | | | |
| Headquarters | 7 | - | - | 7 | 10 | - | - | 10 |
| North Slave | - | - | - | - | - | - | - | - |
| Tłıchǫ | - | - | - | - | - | - | - | - |
| South Slave | 1 | - | - | 1 | 1 | - | - | 1 |
| Dehcho | - | - | - | - | - | - | - | - |
| Sahtu | - | - | - | - | - | - | - | - |
| Beaufort Delta | - | - | - | - | - | - | - | - |
| | 8 | - | - | 8 | 11 | - | - | 11 |
| Community Allocation | | | | | | | | |
| Headquarters | 7 | - | - | 7 | 10 | - | - | 10 |
| Regional Offices | 1 | - | - | 1 | 1 | - | - | 1 |
| Other | - | - | - | - | - | - | - | - |
| | 8 | - | - | 8 | 11 | - | - | 11 |

Full Time and Part Time positions may be indeterminate positions with no end date of employment or for a fixed term. Regional Offices include positions located in Yellowknife Regional Offices (North Slave), Fort Smith, Hay River, Fort Simpson, Norman Wells and Inuvik.

Executive

Directorate

Activity Description

Office of the Secretary to Cabinet is responsible for supporting Executive Council decision making, coordinating the development and implementation of government-wide direction, leading the senior management of the territorial public service, and managing the executive functions of the bureaucracy.

Corporate Communications is responsible for ensuring an integrated, accessible, consistent approach to GNWT communications.

Legislation and House Planning is responsible for the provision of broad policy advice on legislative initiatives, support and management of the legislative development process, and administrative services in support of Cabinet business in the Legislative Assembly during Session.

Office of Priorities and Planning provides strategic advice and coordination on the development and implementation and reporting of the government's Mandate and related government-wide planning activities, support to Cabinet and Deputy Minister committees, and support for the process for nominations and appointments to public boards.

Regional Operations are responsible for communicating and coordinating GNWT policy, program and service responsibilities in the regions, as well as the management of the Single Window Service Centres in 20 small communities in the NWT.

Executive

Directorate

Operations Expenditure Summary

(thousands of dollars)

| | 2016-2017 Main Estimates | 2015-2016 Revised Estimates | 2015-2016 Main Estimates | 2014-2015 Actuals |
|-------------------------------------|---|--|---|------------------------------|
| Program Detail | | | | |
| Corporate Communications | 1,013 | 1,069 | 510 | - |
| Corporate Services | 1,546 | 1,606 | 1,606 | 1,651 |
| Devolution | - | - | - | 2,449 |
| Legislation & House Planning | 396 | 546 | 546 | 445 |
| Office of Priorities & Planning | 716 | - | - | - |
| Office of the Secretary to Cabinet | 750 | 862 | 862 | 814 |
| Regional Operations | 2,438 | 2,613 | 2,597 | 2,362 |
| | 6,859 | 6,696 | 6,121 | 7,721 |
| Expenditure Category | | | | |
| Compensation and Benefits | 5,335 | 5,056 | 4,574 | 4,509 |
| Grants, Contributions and Transfers | 150 | 150 | 150 | 150 |
| Amortization | 7 | 7 | 7 | 7 |
| Chargebacks | 380 | 380 | 380 | 509 |
| Computer Hardware and Software | 35 | 35 | 35 | 37 |
| Contract Services | 421 | 497 | 404 | 1,406 |
| Controllable Assets | 30 | 30 | 30 | 600 |
| Fees and Payments | 5 | 5 | 5 | 21 |
| Materials and Supplies | 103 | 143 | 143 | 65 |
| Purchased Services | 112 | 112 | 112 | 175 |
| Travel | 281 | 281 | 281 | 242 |
| | 6,859 | 6,696 | 6,121 | 7,721 |

Executive

Directorate

Grants, Contributions and Transfers

(thousands of dollars)

| | 2016-2017 Main Estimates | 2015-2016 Revised Estimates | 2015-2016 Main Estimates | 2014-2015 Actuals |
|--|---|--|---|------------------------------|
| Grants | | | | |
| Band Council Subsidized Leases Grant-in-Kind | 150 | 150 | 150 | 150 |

Descriptions of Grants

Band Council Subsidized Leases Grant-in-Kind (150) - To record the Grant-in-Kind associated with subsidized office space lease benefits currently provided to various band councils.

- Tulita Band
- Tetlit Gwich'in Band
- Deh Gah Got'ie Dene Council
- Deline Dene Band
- Deninu K'ue First Nation

Executive

Directorate

Active Positions (Information Item)

| | 2016-2017 | | | | 2015-2016 | | | |
|-----------------------------|--------------|--------------|----------|-----------|--------------|--------------|----------|-----------|
| | Full Time | Part Time | Seasonal | Total | Full Time | Part Time | Seasonal | Total |
| Regional Allocation | | | | | | | | |
| Headquarters | 18 | - | - | 18 | 13 | - | - | 13 |
| North Slave | 3 | - | - | 3 | 3 | - | - | 3 |
| Tłı̨chǫ | - | 4 | - | 4 | - | 4 | - | 4 |
| South Slave | - | 1 | - | 1 | - | 1 | - | 1 |
| Dehcho | - | 4 | - | 4 | - | 4 | - | 4 |
| Sahtu | - | 4 | - | 4 | - | 4 | - | 4 |
| Beaufort Delta | 2 | 7 | - | 9 | 2 | 7 | - | 9 |
| | 23 | 20 | - | 43 | 18 | 20 | - | 38 |
| Community Allocation | | | | | | | | |
| Headquarters | 18 | - | - | 18 | 13 | - | - | 13 |
| Regional Offices | 5 | - | - | 5 | 5 | - | - | 5 |
| Other | - | 20 | - | 20 | - | 20 | - | 20 |
| | 23 | 20 | - | 43 | 18 | 20 | - | 38 |

Full Time and Part Time positions may be indeterminate positions with no end date of employment or for a fixed term. Regional Offices include positions located in Yellowknife Regional Offices (North Slave), Fort Smith, Hay River, Fort Simpson, Norman Wells and Inuvik.

Executive

Executive Council Offices

Activity Description

The Executive Council Offices comprise the Premier's Office, Ministers' Offices, and Cabinet Communications and Protocol.

The Premier's Office supports the Premier with the management of the executive functions of government and takes a lead in coordinating the government's activities related to the political development of the Northwest Territories.

Ministers' Offices provide support for the Ministers, their offices and support staff. This includes salaries and operational expenses for the Ministers and their staff.

Cabinet Communications and Protocol provides communications and public affairs leadership and protocol services to promote broad stakeholder understanding and support of GNWT priorities and initiatives on behalf of the Premier and Cabinet.

Executive
Executive Council Offices
Operations Expenditure Summary

(thousands of dollars)

| | 2016-2017 Main Estimates | 2015-2016 Revised Estimates | 2015-2016 Main Estimates | 2014-2015 Actuals |
|-------------------------------------|---|--|---|------------------------------|
| Program Detail | | | | |
| Cabinet Communications & Protocol | 951 | 1,023 | 688 | 695 |
| Ministers' Offices | 1,706 | 1,706 | 1,706 | 1,681 |
| Premier's Office | 1,077 | 1,077 | 1,077 | 1,456 |
| | 3,734 | 3,806 | 3,471 | 3,832 |
| Expenditure Category | | | | |
| Compensation and Benefits | 3,046 | 3,046 | 2,721 | 3,242 |
| Grants, Contributions and Transfers | - | - | - | 5 |
| Computer Hardware and Software | - | - | - | 1 |
| Contract Services | 291 | 363 | 363 | 258 |
| Fees and Payments | 33 | 33 | 33 | 1 |
| Materials and Supplies | 85 | 85 | 75 | 54 |
| Purchased Services | 110 | 110 | 110 | 102 |
| Travel | 169 | 169 | 169 | 169 |
| | 3,734 | 3,806 | 3,471 | 3,832 |

Executive

Executive Council Offices

Grants, Contributions and Transfers

(thousands of dollars)

| | 2016-2017 Main Estimates | 2015-2016 Revised Estimates | 2015-2016 Main Estimates | 2014-2015 Actuals |
|---------------|---|--|---|------------------------------|
| Grants | | | | |
| Special Grant | - | - | - | 5 |

Descriptions of Grants

Special Grant - Governor General's Canadian Leadership Conference 2015.

Executive

Executive Council Offices

Active Positions (Information Item)

| | 2016-2017 | | | | 2015-2016 | | | |
|-----------------------------|--------------|--------------|----------|-----------|--------------|--------------|----------|-----------|
| | Full Time | Part Time | Seasonal | Total | Full Time | Part Time | Seasonal | Total |
| Regional Allocation | | | | | | | | |
| Headquarters | 21 | - | - | 21 | 19 | - | - | 19 |
| North Slave | - | - | - | - | - | - | - | - |
| Tłıchǫ | - | - | - | - | - | - | - | - |
| South Slave | - | - | - | - | - | - | - | - |
| Dehcho | - | - | - | - | - | - | - | - |
| Sahtu | - | - | - | - | - | - | - | - |
| Beaufort Delta | - | - | - | - | - | - | - | - |
| | 21 | - | - | 21 | 19 | - | - | 19 |
| Community Allocation | | | | | | | | |
| Headquarters | 21 | - | - | 21 | 19 | - | - | 19 |
| Regional Offices | - | - | - | - | - | - | - | - |
| Other | - | - | - | - | - | - | - | - |
| | 21 | - | - | 21 | 19 | - | - | 19 |

Full Time and Part Time positions may be indeterminate positions with no end date of employment or for a fixed term. Regional Offices include positions located in Yellowknife Regional Offices (North Slave), Fort Smith, Hay River, Fort Simpson, Norman Wells and Inuvik.

Executive
Lease Commitments

(Information Item)

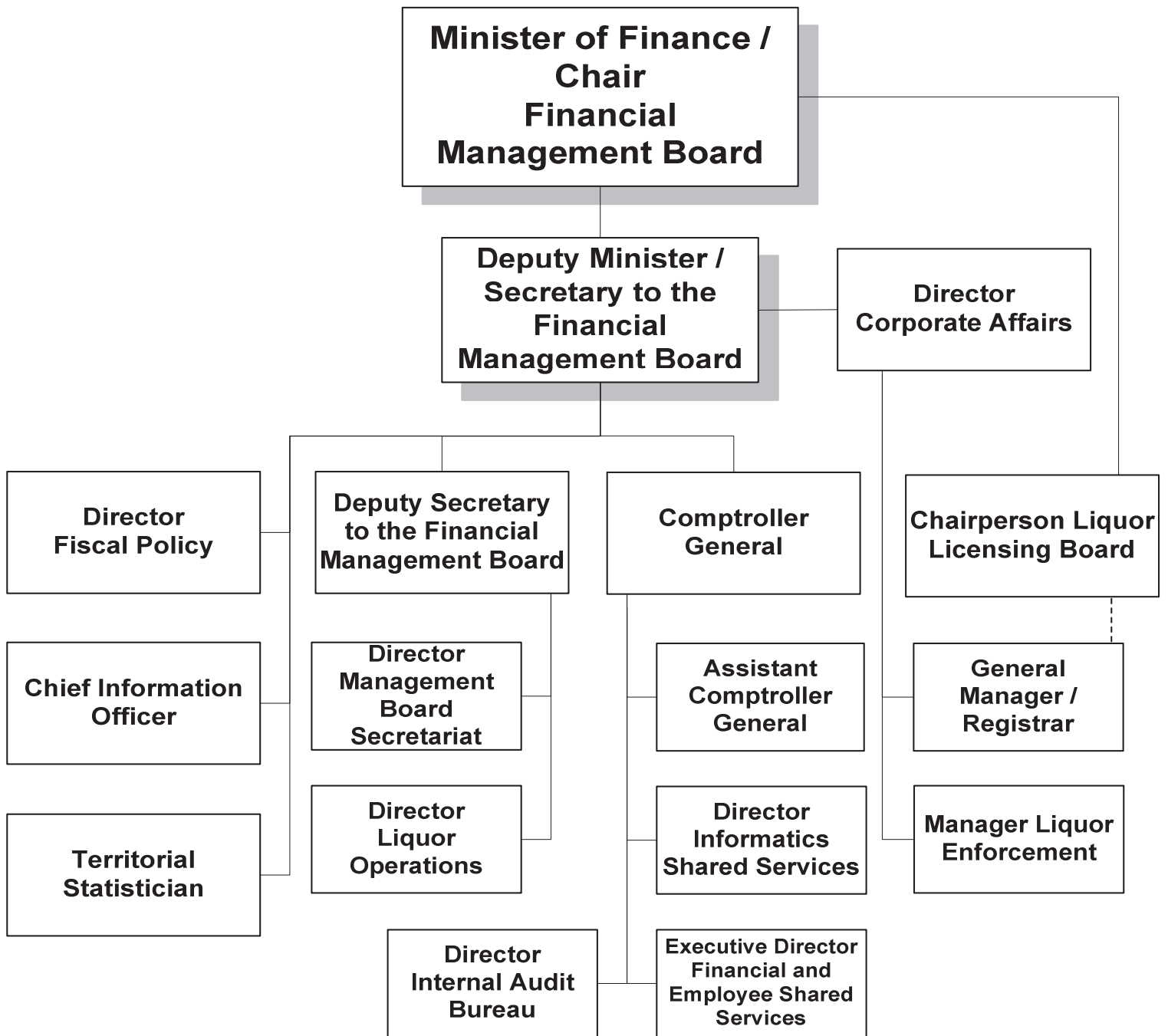
| Type of Property | Community | (thousands of dollars) | |
|---|------------------|---|----------------------------------|
| | | 2016-2017 Main Estimates | Future Lease Payments |
| Office Space – Single Window Service Centre | Behchokò | 18 | 18 |
| Office Space – Single Window Service Centre | Colville Lake | 18 | 18 |
| Office Space – Single Window Service Centre | Délı̄ne | 8 | 8 |
| Office Space – Single Window Service Centre | Fort Good Hope | 14 | 14 |
| Office Space – Single Window Service Centre | Fort Liard | 10 | 10 |
| Office Space – Single Window Service Centre | Fort MacPherson | 12 | 12 |
| Office Space – Single Window Service Centre | Fort Resolution | 12 | 12 |
| Office Space – Single Window Service Centre | Gamè̀tì | 12 | 12 |
| Office Space – Single Window Service Centre | Łutselk'e | 11 | 11 |
| Office Space – Single Window Service Centre | Nahanni Butte | 12 | 12 |
| Office Space – Single Window Service Centre | Paulatuk | 15 | 15 |
| Office Space – Single Window Service Centre | Sachs Harbour | 18 | 18 |
| Office Space – Single Window Service Centre | Tsiigehtchic | 17 | 17 |
| Office Space – Single Window Service Centre | Tulita | 11 | 11 |
| Office Space – Single Window Service Centre | Ulukhaktok | 12 | 12 |
| Office Space – Single Window Service Centre | Wekwètì | 13 | 13 |
| Office Space – Single Window Service Centre | Whatì | 12 | 12 |
| | | 225 | 225 |

The above leases do not include capital leases. In the event a lease is deemed to be a capital lease the associated asset is included in tangible capital assets and amortized over the useful life of the asset; and the lease is recorded as a financial liability.

The Main Estimates and Future Lease Payment amounts represent the Base Rent cost, excluding any operations and maintenance component that is included in the total Lease costs in the agreement.

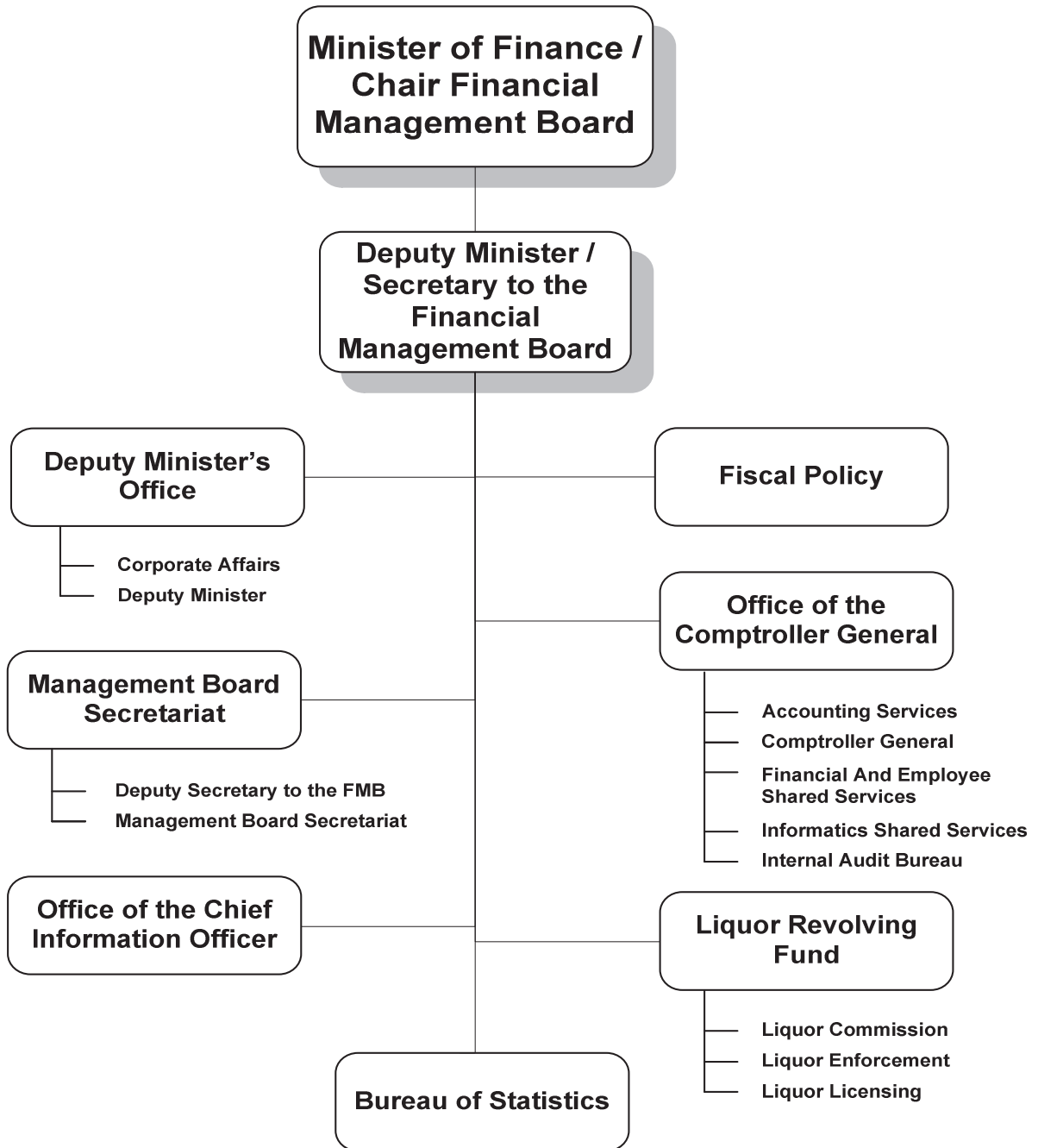
Finance

Finance
Organizational Chart



Finance

Accounting Structure Chart

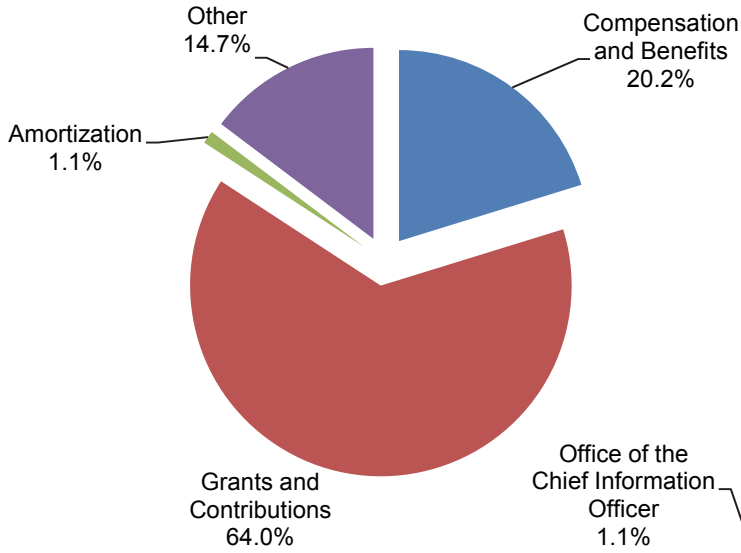


Finance

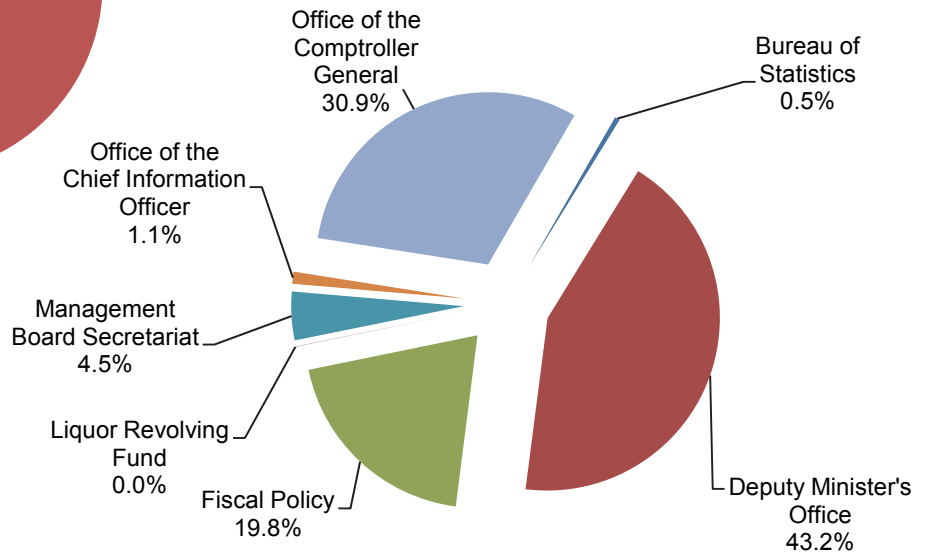
Graphs

Operations Expenditures

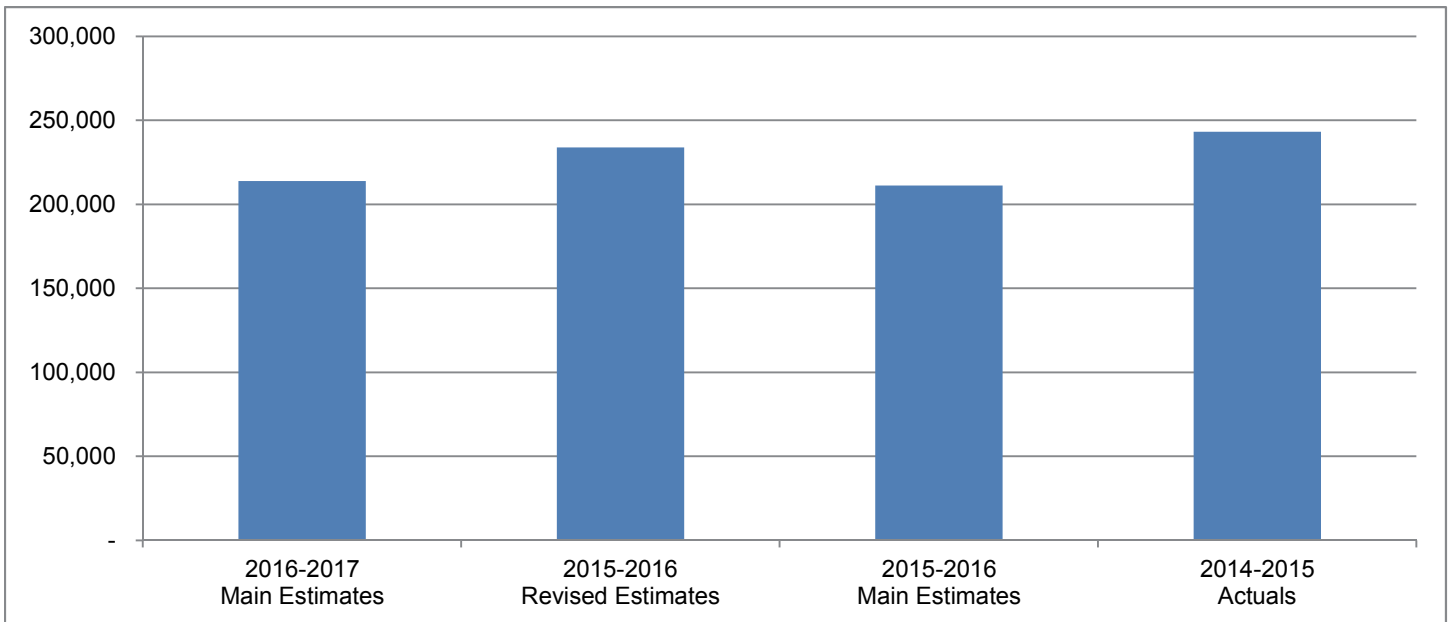
By Expenditure Category



By Activity



**Operations Expenditures Comparison
(thousands of dollars)**



Finance

To obtain, manage and control the financial resources required to support the priorities identified by the Legislative Assembly through implementation of Government of the Northwest Territories' (GNWT) policies and programs and ensuring effective, efficient and economical management of financial and information resources.

(thousands of dollars)

| | 2016-2017 Main Estimates | 2015-2016 Revised Estimates | 2015-2016 Main Estimates | 2014-2015 Actuals |
|---|---|--|---|------------------------------|
| Activity | | | | |
| Bureau of Statistics | 1,002 | 1,069 | 1,069 | 1,005 |
| Deputy Minister's Office | 92,440 | 111,131 | 88,593 | 112,598 |
| Fiscal Policy | 42,278 | 42,416 | 42,416 | 32,860 |
| Liquor Revolving Fund | 63 | 63 | 63 | 62 |
| Management Board Secretariat | 9,726 | 9,786 | 9,786 | 7,575 |
| Office of the Chief Information Officer | 2,413 | 2,837 | 2,837 | 2,364 |
| Office of the Comptroller General | 65,982 | 66,519 | 66,498 | 86,673 |
| | 213,904 | 233,821 | 211,262 | 243,137 |
| Expenditure Category | | | | |
| Compensation and Benefits | 43,294 | 45,652 | 45,624 | 44,298 |
| Grants, Contributions and Transfers | 136,815 | 155,477 | 132,946 | 145,526 |
| Amortization | 2,315 | 2,315 | 2,315 | 2,177 |
| Chargebacks | 1,266 | 1,266 | 1,266 | 1,420 |
| Computer Hardware and Software | 3,674 | 1,947 | 1,947 | 2,019 |
| Contract Services | 10,735 | 10,930 | 10,930 | 29,901 |
| Controllable Assets | 33 | 33 | 33 | 189 |
| Fees and Payments | 434 | 437 | 437 | 1,699 |
| Interest | 11,097 | 11,366 | 11,366 | 8,778 |
| Materials and Supplies | 608 | 618 | 618 | 338 |
| Purchased Services | 2,978 | 3,092 | 3,092 | 3,308 |
| Travel | 655 | 688 | 688 | 670 |
| Valuation Allowances | - | - | - | 2,814 |
| | 213,904 | 233,821 | 211,262 | 243,137 |
| Total Revenues | 1,579,647 | 1,562,434 | 1,579,115 | 1,549,056 |
| Total Active Positions | 236 | | 265 | |
| Infrastructure Investment | 92,325 | 902 | 210 | 564 |

Finance

Revenue Summary

(Information Item)

(thousands of dollars)

| | 2016-2017 Main Estimates | 2015-2016 Revised Estimates | 2015-2016 Main Estimates | 2014-2015 Actuals |
|------------------------------------|--------------------------------|-----------------------------------|--------------------------------|----------------------|
| Grant from Canada | 1,219,888 | 1,232,755 | 1,232,755 | 1,208,840 |
| Transfer Payment | | | | |
| Federal Cost Shared | - | - | - | 45 |
| Canada Health Transfer | 44,185 | 43,964 | 41,629 | 47,085 |
| Canada Social Transfer | 16,352 | 16,052 | 15,855 | 15,533 |
| | 60,537 | 60,016 | 57,484 | 62,663 |
| Taxation | | | | |
| Personal Income Tax | 110,603 | 109,837 | 108,379 | 110,810 |
| Corporate Income Tax | 60,003 | 25,010 | 40,640 | 31,815 |
| Tobacco Tax | 15,760 | 15,902 | 15,811 | 16,053 |
| Fuel Tax | 18,877 | 18,722 | 18,817 | 19,260 |
| Payroll Tax | 41,448 | 41,578 | 42,743 | 40,250 |
| Property Taxes and School Levies | 23,360 | 28,737 | 28,797 | 28,261 |
| Basic Insurance Premium Tax | 4,500 | 4,600 | 4,600 | 4,383 |
| Fire Insurance Premium Tax | 350 | 480 | 480 | 293 |
| | 274,901 | 244,866 | 260,267 | 251,125 |
| General | | | | |
| <i>Revolving Fund Net Revenue</i> | | | | |
| Liquor Commission Net Revenue | 23,281 | 23,574 | 26,936 | 24,748 |
| <i>Regulatory Revenue</i> | | | | |
| Insurance License Fees | 500 | 470 | 470 | 549 |
| Property Tax Administrator Fee | - | 13 | 13 | - |
| <i>Investment Income</i> | | | | |
| Investment Interest | 400 | 600 | 600 | 702 |
| Investment Pool Cost Recoveries | 80 | 80 | 80 | 79 |
| <i>Program</i> | | | | |
| Insured and Third Party Recoveries | 60 | 60 | 60 | 97 |
| Medical Transportation | - | - | 450 | - |
| <i>Service and Miscellaneous</i> | | | | |
| Sundry Income | - | - | - | 253 |
| | 24,321 | 24,797 | 28,609 | 26,428 |
| | 1,579,647 | 1,562,434 | 1,579,115 | 1,549,056 |

Finance

Active Position Summary

(Information Item)

| Activity | 2016-2017 | | | | 2015-2016 | | | |
|---|------------|-----------|----------|------------|------------|-----------|----------|------------|
| | Full Time | Part Time | Seasonal | Total | Full Time | Part Time | Seasonal | Total |
| Activity | | | | | | | | |
| Bureau of Statistics | 7 | - | - | 7 | 7 | - | - | 7 |
| Deputy Minister's Office | 9 | - | - | 9 | 9 | - | - | 9 |
| Fiscal Policy | 8 | - | - | 8 | 9 | - | - | 9 |
| Management Board Secretariat | 16 | - | - | 16 | 16 | - | - | 16 |
| Office of the Chief Information Officer | 8 | - | - | 8 | 10 | - | - | 10 |
| Office of the Comptroller General | 188 | - | - | 188 | 214 | - | - | 214 |
| | 236 | - | - | 236 | 265 | - | - | 265 |
| Regional Allocation | | | | | | | | |
| Headquarters | 172 | - | - | 172 | 197 | - | - | 197 |
| North Slave | - | - | - | - | - | - | - | - |
| Tłı̨chǫ | 2 | - | - | 2 | 2 | - | - | 2 |
| South Slave | 22 | - | - | 22 | 24 | - | - | 24 |
| Dehcho | 11 | - | - | 11 | 11 | - | - | 11 |
| Sahtu | 6 | - | - | 6 | 7 | - | - | 7 |
| Beaufort Delta | 23 | - | - | 23 | 24 | - | - | 24 |
| | 236 | - | - | 236 | 265 | - | - | 265 |
| Community Allocation | | | | | | | | |
| Headquarters | 172 | - | - | 172 | 197 | - | - | 197 |
| Regional Offices | 62 | - | - | 62 | 66 | - | - | 66 |
| Other | 2 | - | - | 2 | 2 | - | - | 2 |
| | 236 | - | - | 236 | 265 | - | - | 265 |

Full Time and Part Time positions may be indeterminate positions with no end date of employment or for a fixed term. Regional Offices include positions located in Yellowknife Regional Offices (North Slave), Fort Smith, Hay River, Fort Simpson, Norman Wells and Inuvik.

Finance

Bureau of Statistics

Activity Description

As the central statistics agency, the Bureau of Statistics ensures the Government of Northwest Territories (GNWT) has appropriate statistical information and provides statistical advice, analysis, and assistance to Departments, regional offices, and central agencies.

Finance

Bureau of Statistics

Operations Expenditure Summary

(thousands of dollars)

| | 2016-2017 Main Estimates | 2015-2016 Revised Estimates | 2015-2016 Main Estimates | 2014-2015 Actuals |
|--------------------------------|---|--|---|------------------------------|
| Program Detail | | | | |
| NWT Community Survey | - | - | - | 50 |
| Other Program Costs | 1,002 | 1,069 | 1,069 | 955 |
| | 1,002 | 1,069 | 1,069 | 1,005 |
| Expenditure Category | | | | |
| Compensation and Benefits | 972 | 972 | 972 | 902 |
| Computer Hardware and Software | 3 | 9 | 9 | 42 |
| Contract Services | 3 | 10 | 10 | 12 |
| Fees and Payments | 2 | 5 | 5 | - |
| Materials and Supplies | 3 | 10 | 10 | 9 |
| Purchased Services | 6 | 20 | 20 | 14 |
| Travel | 13 | 43 | 43 | 26 |
| | 1,002 | 1,069 | 1,069 | 1,005 |

Finance

Bureau of Statistics

Active Positions (Information Item)

| | 2016-2017 | | | | 2015-2016 | | | |
|-----------------------------|--------------|--------------|----------|----------|--------------|--------------|----------|----------|
| | Full Time | Part Time | Seasonal | Total | Full Time | Part Time | Seasonal | Total |
| Regional Allocation | | | | | | | | |
| Headquarters | 7 | - | - | 7 | 7 | - | - | 7 |
| North Slave | - | - | - | - | - | - | - | - |
| Tłı̄chǫ | - | - | - | - | - | - | - | - |
| South Slave | - | - | - | - | - | - | - | - |
| Dehcho | - | - | - | - | - | - | - | - |
| Sahtu | - | - | - | - | - | - | - | - |
| Beaufort Delta | - | - | - | - | - | - | - | - |
| | 7 | - | - | 7 | 7 | - | - | 7 |
| Community Allocation | | | | | | | | |
| Headquarters | 7 | - | - | 7 | 7 | - | - | 7 |
| Regional Offices | - | - | - | - | - | - | - | - |
| Other | - | - | - | - | - | - | - | - |
| | 7 | - | - | 7 | 7 | - | - | 7 |

Full Time and Part Time positions may be indeterminate positions with no end date of employment or for a fixed term. Regional Offices include positions located in Yellowknife Regional Offices (North Slave), Fort Smith, Hay River, Fort Simpson, Norman Wells and Inuvik.

Finance

Deputy Minister's Office

Activity Description

The Deputy Minister's Office includes the Office of the Deputy Minister/Secretary to the Financial Management Board and the Corporate Affairs Division.

The duties and responsibilities of the Deputy Minister of Finance/Secretary to the Financial Management Board are described in the *Financial Administration Act*. In addition, this Division directs support for the Financial Management Board and provides financial and administrative leadership to the GNWT.

The Corporate Affairs Division is responsible for: developing and maintaining departmental policies and legislation; coordinating the department's budget management and records programs; providing information management support to the department; providing strategic advice to the senior management team with respect to departmental performance and emerging issues; and coordinating the department's involvement in the self-government and land use planning processes.

Finance

Deputy Minister's Office

Operations Expenditure Summary

(thousands of dollars)

| | 2016-2017 Main Estimates | 2015-2016 Revised Estimates | 2015-2016 Main Estimates | 2014-2015 Actuals |
|---|---|--|---|------------------------------|
| Program Detail | | | | |
| Corporate Affairs | | | | |
| Contribution to NWT Housing Corporation | 81,702 | 85,770 | 85,368 | 84,991 |
| Northwest Territories Power Corporation, Snare Hydro System | 7,535 | 20,329 | - | 22,800 |
| Contribution to Arctic Energy Alliance | - | 1,800 | - | - |
| Other Program Costs | 2,723 | 2,752 | 2,745 | 4,072 |
| Deputy Minister's Office | 480 | 480 | 480 | 735 |
| | 92,440 | 111,131 | 88,593 | 112,598 |
| Expenditure Category | | | | |
| Compensation and Benefits | 1,914 | 1,943 | 1,936 | 3,296 |
| Grants, Contributions and Transfers | 89,237 | 107,899 | 85,368 | 107,791 |
| Chargebacks | 995 | 995 | 995 | 1,152 |
| Computer Hardware and Software | - | - | - | 1 |
| Contract Services | 107 | 107 | 107 | 89 |
| Fees and Payments | 4 | 4 | 4 | 18 |
| Materials and Supplies | 42 | 42 | 42 | 11 |
| Purchased Services | 78 | 78 | 78 | 145 |
| Travel | 63 | 63 | 63 | 75 |
| Valuation Allowances | - | - | - | 20 |
| | 92,440 | 111,131 | 88,593 | 112,598 |

Finance

Deputy Minister's Office

Grants, Contributions and Transfers

(thousands of dollars)

| | 2016-2017 Main Estimates | 2015-2016 Revised Estimates | 2015-2016 Main Estimates | 2014-2015 Actuals |
|---|--------------------------------|-----------------------------------|--------------------------------|----------------------|
| Contributions | | | | |
| Arctic Energy Alliance | - | 1,800 | - | - |
| Northwest Territories Housing Corporation | 81,702 | 85,770 | 85,368 | 84,991 |
| Northwest Territories Power Corporation, Snare Hydro System | 7,535 | 20,329 | - | 22,800 |
| Total Contributions | 89,237 | 107,899 | 85,368 | 107,791 |

Descriptions of Contributions

Arctic Energy Alliance - Contribution to the Arctic Energy Alliance to support energy conservation and renewable energy initiatives.

Northwest Territories Housing Corporation (81,702) - Contribution to the Northwest Territories Housing Corporation for the Government of the Northwest Territories' share of the operating costs of the Corporation.

Northwest Territories Power Corporation, Snare Hydro System (7,535) - To ensure the impact of low water conditions on the Snare Hydro System does not impact the cost of living for NWT residents and businesses.

Finance

Deputy Minister's Office

Active Positions (Information Item)

| | 2016-2017 | | | | 2015-2016 | | | |
|-----------------------------|--------------|--------------|----------|-------|--------------|--------------|----------|-------|
| | Full Time | Part Time | Seasonal | Total | Full Time | Part Time | Seasonal | Total |
| Regional Allocation | | | | | | | | |
| Headquarters | 9 | - | - | 9 | 9 | - | - | 9 |
| North Slave | - | - | - | - | - | - | - | - |
| Tłı̨chǫ | - | - | - | - | - | - | - | - |
| South Slave | - | - | - | - | - | - | - | - |
| Dehcho | - | - | - | - | - | - | - | - |
| Sahtu | - | - | - | - | - | - | - | - |
| Beaufort Delta | - | - | - | - | - | - | - | - |
| | 9 | - | - | 9 | 9 | - | - | 9 |
| Community Allocation | | | | | | | | |
| Headquarters | 9 | - | - | 9 | 9 | - | - | 9 |
| Regional Offices | - | - | - | - | - | - | - | - |
| Other | - | - | - | - | - | - | - | - |
| | 9 | - | - | 9 | 9 | - | - | 9 |

Full Time and Part Time positions may be indeterminate positions with no end date of employment or for a fixed term. Regional Offices include positions located in Yellowknife Regional Offices (North Slave), Fort Smith, Hay River, Fort Simpson, Norman Wells and Inuvik.

Finance

Fiscal Policy

Activity Description

Fiscal Policy is responsible for: providing research, analysis and recommendations on the fiscal policies of the government; monitoring economic conditions as they affect the government's fiscal position; providing macroeconomic research and policy advice; providing analysis and advice on Canadian and NWT tax policies; monitoring and advising on intergovernmental fiscal relations; and preparing the annual budget address. The Division also provides technical support for the Minister and Deputy Minister of Finance in federal-provincial-territorial discussions and represents the GNWT on intergovernmental Finance committees.

Finance

Fiscal Policy

Operations Expenditure Summary

(thousands of dollars)

| | 2016-2017 Main Estimates | 2015-2016 Revised Estimates | 2015-2016 Main Estimates | 2014-2015 Actuals |
|---|---|--|---|------------------------------|
| Program Detail | | | | |
| Cost of Living Tax Credit | 21,900 | 21,900 | 21,900 | 22,313 |
| Net Fiscal Benefit Transfer to Aboriginal Parties | 10,100 | 10,100 | 10,100 | 7,968 |
| NWT Child Benefit | 1,200 | 1,200 | 1,200 | 1,051 |
| NWT Heritage Fund | 7,600 | 7,600 | 7,600 | 250 |
| Other Program Costs | 1,478 | 1,616 | 1,616 | 1,278 |
| | 42,278 | 42,416 | 42,416 | 32,860 |
| Expenditure Category | | | | |
| Compensation and Benefits | 1,231 | 1,369 | 1,369 | 1,092 |
| Grants, Contributions and Transfers | 40,800 | 40,800 | 40,800 | 31,582 |
| Computer Hardware and Software | - | - | - | 1 |
| Contract Services | 30 | 30 | 30 | 8 |
| Fees and Payments | 96 | 96 | 96 | 96 |
| Materials and Supplies | 30 | 30 | 30 | 19 |
| Purchased Services | 15 | 15 | 15 | 27 |
| Travel | 76 | 76 | 76 | 35 |
| | 42,278 | 42,416 | 42,416 | 32,860 |

Finance

Fiscal Policy

Grants, Contributions, and Transfers

(thousands of dollars)

| | 2016-2017 Main Estimates | 2015-2016 Revised Estimates | 2015-2016 Main Estimates | 2014-2015 Actuals |
|---|--------------------------------|-----------------------------------|--------------------------------|----------------------|
| Grants | | | | |
| Cost of Living Tax Credit | 21,900 | 21,900 | 21,900 | 22,313 |
| NWT Child Benefit | 1,200 | 1,200 | 1,200 | 1,051 |
| | 23,100 | 23,100 | 23,100 | 23,364 |
| Contributions | | | | |
| Northwest Territories Heritage Fund | 7,600 | 7,600 | 7,600 | 250 |
| Transfers | | | | |
| Net Fiscal Benefit Transfer to Aboriginal Parties | 10,100 | 10,100 | 10,100 | 7,968 |
| | 10,100 | 10,100 | 10,100 | 7,968 |
| Total Grants, Contributions and Transfers | 40,800 | 40,800 | 40,800 | 31,582 |

Descriptions of Grants, Contributions, and Transfers

Cost of Living Tax Credit (21,900) - A refundable credit based on annual net income with a minimum credit of \$350 (\$700 for couples) and a maximum credit of \$942 delivered through the tax system and available to all NWT residents.

NWT Child Benefit (1,200) - A minimum \$330 per child payment provided to families with net incomes below \$20,921.

Northwest Territories Heritage Fund (7,600) - Transfer of funds from the Consolidated Revenue Fund to the NWT Heritage Fund.

Net Fiscal Benefit Transfer to Aboriginal Parties (10,100) - As described in Schedule 18 of the Northwest Territories Lands and Resources Devolution Agreement with Canada, the Government of the Northwest Territories will transfer 25 per cent of the Government of the Northwest Territories' net fiscal benefit from resource revenues to Aboriginal Parties. Amounts paid will depend on the actual resource revenue amounts earned each fiscal year.

Finance

Fiscal Policy

Active Positions (Information Item)

| | 2016-2017 | | | | 2015-2016 | | | |
|-----------------------------|--------------|--------------|----------|----------|--------------|--------------|----------|----------|
| | Full Time | Part Time | Seasonal | Total | Full Time | Part Time | Seasonal | Total |
| Regional Allocation | | | | | | | | |
| Headquarters | 8 | - | - | 8 | 9 | - | - | 9 |
| North Slave | - | - | - | - | - | - | - | - |
| Tłıchǫ | - | - | - | - | - | - | - | - |
| South Slave | - | - | - | - | - | - | - | - |
| Dehcho | - | - | - | - | - | - | - | - |
| Sahtu | - | - | - | - | - | - | - | - |
| Beaufort Delta | - | - | - | - | - | - | - | - |
| | 8 | - | - | 8 | 9 | - | - | 9 |
| Community Allocation | | | | | | | | |
| Headquarters | 8 | - | - | 8 | 9 | - | - | 9 |
| Regional Offices | - | - | - | - | - | - | - | - |
| Other | - | - | - | - | - | - | - | - |
| | 8 | - | - | 8 | 9 | - | - | 9 |

Full Time and Part Time positions may be indeterminate positions with no end date of employment or for a fixed term. Regional Offices include positions located in Yellowknife Regional Offices (North Slave), Fort Smith, Hay River, Fort Simpson, Norman Wells and Inuvik.

Finance

Liquor Revolving Fund

Activity Description

The Liquor Revolving Fund is established under the *NWT Liquor Act* (Act) and provides working capital to finance the operations of the NWT Liquor Commission (NWTLC), the Liquor Licensing Board (LLB) and Liquor Licensing and Enforcement (LLE). The authorized limit of the Liquor Revolving Fund is \$6,500,000. The NWTLC is responsible for the purchase, classification, distribution and sale of all alcoholic beverages in the NWT. The Liquor Licensing Board is responsible for the issuance of all types of liquor permits, and for all hearing and proceedings pertaining to said permits. LLE provides support to the LLB, is responsible for the enforcement of liquor-related regulations and restrictions, and assists communities in respect of matters arising under the *Act*. The operations of NWTLC, LLB and LLE are funded by the sale of alcoholic beverages. The NWTLC and LLE are located in Hay River.

Finance

Liquor Revolving Fund

Operations Expenditure Summary

(thousands of dollars)

| | 2016-2017 Main Estimates | 2015-2016 Revised Estimates | 2015-2016 Main Estimates | 2014-2015 Actuals |
|-----------------------------|---|--|---|------------------------------|
| Expenditure Category | | | | |
| Amortization | 63 | 63 | 63 | 62 |

Finance

Management Board Secretariat

Activity Description

The Office of the Deputy Secretary of the Financial Management Board (FMB) oversees the management of the functions in the Activity, including the GNWT Public Private Partnership Policy and Management Framework.

The Management Board Secretariat supports the operations of the FMB, and is also responsible for the GNWT's budget, planning and reporting cycle. The division also includes the Program Review function that conducts reviews of programs and services to clarify and confirm mandates, determine program effectiveness, report on results with a view to recommend modifications or improvements, and assists departments with evaluation and performance monitoring.

Finance

Management Board Secretariat

Operations Expenditure Summary

(thousands of dollars)

| | 2016-2017 Main Estimates | 2015-2016 Revised Estimates | 2015-2016 Main Estimates | 2014-2015 Actuals |
|--------------------------------|--------------------------------|-----------------------------------|--------------------------------|----------------------|
| Program Detail | | | | |
| Deputy Secretary of the FMB | | | | |
| Mackenzie Valley Fibre Link | 7,000 | 7,000 | 7,000 | 3,396 |
| Other Program Costs | 437 | 437 | 437 | 2,119 |
| Management Board Secretariat | 2,289 | 2,349 | 2,349 | 2,060 |
| | 9,726 | 9,786 | 9,786 | 7,575 |
| Expenditure Category | | | | |
| Compensation and Benefits | 2,497 | 2,557 | 2,557 | 2,391 |
| Computer Hardware and Software | 2 | 2 | 2 | 3 |
| Contract Services | 7,086 | 7,086 | 7,086 | 3,638 |
| Controllable Assets | - | - | - | 13 |
| Fees and Payments | 4 | 4 | 4 | 1,270 |
| Materials and Supplies | 77 | 77 | 77 | 28 |
| Purchased Services | 29 | 29 | 29 | 39 |
| Travel | 31 | 31 | 31 | 193 |
| | 9,726 | 9,786 | 9,786 | 7,575 |

Finance

Management Board Secretariat

Active Positions (Information Item)

| | 2016-2017 | | | | 2015-2016 | | | |
|-----------------------------|--------------|--------------|----------|-----------|--------------|--------------|----------|-------|
| | Full Time | Part Time | Seasonal | Total | Full Time | Part Time | Seasonal | Total |
| Regional Allocation | | | | | | | | |
| Headquarters | 16 | - | - | 16 | 16 | - | - | 16 |
| North Slave | - | - | - | - | - | - | - | - |
| Tłı̨chǫ | - | - | - | - | - | - | - | - |
| South Slave | - | - | - | - | - | - | - | - |
| Dehcho | - | - | - | - | - | - | - | - |
| Sahtu | - | - | - | - | - | - | - | - |
| Beaufort Delta | - | - | - | - | - | - | - | - |
| | 16 | - | - | 16 | 16 | - | - | 16 |
| Community Allocation | | | | | | | | |
| Headquarters | 16 | - | - | 16 | 16 | - | - | 16 |
| Regional Offices | - | - | - | - | - | - | - | - |
| Other | - | - | - | - | - | - | - | - |
| | 16 | - | - | 16 | 16 | - | - | 16 |

Full Time and Part Time positions may be indeterminate positions with no end date of employment or for a fixed term. Regional Offices include positions located in Yellowknife Regional Offices (North Slave), Fort Smith, Hay River, Fort Simpson, Norman Wells and Inuvik.

Finance

Office of the Chief Information Officer

Activity Description

The Office of the Chief Information Officer (OCIO) serves as the GNWT's senior authority on corporate activities associated with Information and Communications Technology (ICT). This includes Information Systems (IS), Information Technology (IT), and Information Management (IM). The OCIO provides strategic, policy and operational advice to deputy ministers via the Informatics Policy Council (IPC), and ensures corporate activities related to strategy, policy implementation, planning and information security are undertaken in a timely and consistent manner.

The OCIO is the lead for the current ICT Strategy (Service Innovation Strategy). The Strategy guides the development, management and use of the government's information resources in a manner that supports the government's strategic business goals and operational needs. Other activities include:

- Collaborating with departments on development of strategic and policy frameworks;
- Providing day-to-day guidance regarding Strategy and policy implementation;
- Providing best practice advice and guidance on information and cyber security;
- Coordinating all corporate-level processes pertaining to the ICT environment; and
- Providing governance support for, and coordinate the flow of information to, the IPC.

The OCIO is also responsible for GNWT involvement in broadband and telecommunications regulatory matters through the Canadian Radio-television and Telecommunications Commission (CRTC). The GNWT, through the OCIO, takes on an advocacy role with respect to telecommunications and broadband issues in the north and represents residents and businesses in proceedings with the CRTC and the Government of Canada to ensure that NWT interests are considered in all broadband and telecom regulatory decisions. The OCIO is in the best position to take on this activity as it regularly deals with the Government of Canada and the private sector on telecommunications and broadband issues.

Finance

Office of the Chief Information Officer

Operations Expenditure Summary

(thousands of dollars)

| | 2016-2017 Main Estimates | 2015-2016 Revised Estimates | 2015-2016 Main Estimates | 2014-2015 Actuals |
|-------------------------------------|---|--|---|------------------------------|
| Program Detail | | | | |
| Other Program Costs | 2,413 | 2,837 | 2,837 | 2,289 |
| Broadband Initiatives Support | - | - | - | 75 |
| | 2,413 | 2,837 | 2,837 | 2,364 |
| Expenditure Category | | | | |
| Compensation and Benefits | 1,172 | 1,402 | 1,402 | 1,409 |
| Grants, Contributions and Transfers | - | - | - | 75 |
| Amortization | 207 | 207 | 207 | 163 |
| Computer Hardware and Software | - | - | - | 6 |
| Contract Services | 907 | 1,095 | 1,095 | 602 |
| Controllable Assets | - | - | - | 1 |
| Fees and Payments | 51 | 51 | 51 | 28 |
| Materials and Supplies | 27 | 30 | 30 | 26 |
| Purchased Services | 24 | 24 | 24 | 32 |
| Travel | 25 | 28 | 28 | 22 |
| | 2,413 | 2,837 | 2,837 | 2,364 |

Finance

Office of the Chief Information Officer

Grants, Contributions and Transfers

(thousands of dollars)

| | 2016-2017 Main Estimates | 2015-2016 Revised Estimates | 2015-2016 Main Estimates | 2014-2015 Actuals |
|-----------------------|---|--|---|------------------------------|
| Contributions | | | | |
| Falcon Communications | - | - | - | 75 |

Descriptions of Contributions

Falcon Communications - Contribution to Falcon Communications G.P. Ltd. to defray administrative costs associated with Falcon's project to enhance NWT broadband services (50); Contribution to reimburse Falcon for their expenses from 2014-15 financial and compliance audits related to their agreement with Infrastructure Canada for the NWT Broadband project (25).

Finance

Office of the Chief Information Officer

Active Positions (Information Item)

| | 2016-2017 | | | | 2015-2016 | | | |
|-----------------------------|--------------|--------------|----------|-------|--------------|--------------|----------|-------|
| | Full Time | Part Time | Seasonal | Total | Full Time | Part Time | Seasonal | Total |
| Regional Allocation | | | | | | | | |
| Headquarters | 8 | - | - | 8 | 10 | - | - | 10 |
| North Slave | - | - | - | - | - | - | - | - |
| Tłıchǫ | - | - | - | - | - | - | - | - |
| South Slave | - | - | - | - | - | - | - | - |
| Dehcho | - | - | - | - | - | - | - | - |
| Sahtu | - | - | - | - | - | - | - | - |
| Beaufort Delta | - | - | - | - | - | - | - | - |
| | 8 | - | - | 8 | 10 | - | - | 10 |
| Community Allocation | | | | | | | | |
| Headquarters | 8 | - | - | 8 | 10 | - | - | 10 |
| Regional Offices | - | - | - | - | - | - | - | - |
| Other | - | - | - | - | - | - | - | - |
| | 8 | - | - | 8 | 10 | - | - | 10 |

Full Time and Part Time positions may be indeterminate positions with no end date of employment or for a fixed term. Regional Offices include positions located in Yellowknife Regional Offices (North Slave), Fort Smith, Hay River, Fort Simpson, Norman Wells and Inuvik.

Finance

Office of the Comptroller General

Activity Description

The Office of the Comptroller General (OCG) is responsible for the control and administration of the Consolidated Revenue Fund which involves: the receipt and payment of public money; accounting policies; the financial records of the Government of the Northwest Territories (GNWT); reporting responsibilities; financial analysis, advice and interpretation; internal auditing; treasury functions; financial and employee shared services; informatics shared services; insurance; and any related matters.

The Accounting Services Division is responsible for the development of corporate accounting procedures and policies, administration and integrity of the government's financial information systems, accounts receivable and accounts payable functions, making territorial power subsidy payments, management of the environmental liability fund, external financing reporting, and providing collections and credit granting functions. The Division is also responsible for Treasury functions including licensing and regulating insurance companies, agents, brokers and adjusters operating in the NWT, administering legislated tax programs, administering the GNWTs' insurance and self-insurance programs, and the GNWT Heritage Fund.

The Informatics Shared Services Division implements, maintains, and supports existing and new functionality within the GNWT's Enterprise Resource Planning (ERP) solution. GNWT's ERP is based on Oracle's PeopleSoft line of products and is comprised of the System for Accountability and Management (SAM) and the Human Resources Information System (HRIS).

The Financial and Employee Shared Services (FESS) Division provides financial transaction processing services to all GNWT departments and the Northwest Territories Housing Corporation as outlined in a Service Partnership Agreement with clients. FESS also provides compensation and benefits management and related Helpdesk services to all public servants in the GNWT. FESS ensures compliance with all federal and territorial financial legislation, regulations, policies and agreements. The Division has service centres in Yellowknife, Inuvik, Norman Wells, Hay River, Fort Smith and Fort Simpson.

The Internal Audit Bureau (IAB) provides an independent, objective, internal audit and consulting service to improve the GNWT's operations by bringing a systematic, disciplined approach to evaluate and improve the effectiveness of risk management, internal controls and governance processes.

Finance

Office of the Comptroller General

Operations Expenditure Summary

(thousands of dollars)

| | 2016-2017 Main Estimates | 2015-2016 Revised Estimates | 2015-2016 Main Estimates | 2014-2015 Actuals |
|--|--------------------------------|-----------------------------------|--------------------------------|----------------------|
| Program Detail | | | | |
| Accounting Services | | | | |
| Banking Fees | 350 | 350 | 350 | 490 |
| Environmental Liabilities | 2,000 | 2,000 | 2,000 | 25,258 |
| Insurance Premiums | 2,205 | 2,305 | 2,305 | 2,292 |
| Interest - Deh Cho Bridge | 8,166 | 8,166 | 8,166 | 7,245 |
| Short-term Interest | 2,931 | 3,200 | 3,200 | 1,533 |
| Other Program Costs | 4,470 | 4,668 | 4,667 | 5,267 |
| Tax Commissions | 224 | 224 | 224 | 204 |
| Territorial Power Subsidy Program | 6,778 | 6,778 | 6,778 | 6,078 |
| Comptroller General | 266 | 266 | 266 | 559 |
| Financial and Employee Shared Services | | | | |
| Employee Dental | 4,924 | 4,971 | 4,971 | 4,489 |
| Medical Travel Assistance | 7,210 | 7,278 | 7,278 | 7,247 |
| Other Program Costs | 16,078 | 17,278 | 17,258 | 18,296 |
| Informatics Shared Services | 9,015 | 7,282 | 7,282 | 6,651 |
| Internal Audit Bureau | 1,365 | 1,753 | 1,753 | 1,064 |
| | 65,982 | 66,519 | 66,498 | 86,673 |
| Expenditure Category | | | | |
| Compensation and Benefits | 35,508 | 37,409 | 37,388 | 35,208 |
| Grants, Contributions and Transfers | 6,778 | 6,778 | 6,778 | 6,078 |
| Amortization | 2,045 | 2,045 | 2,045 | 1,952 |
| Chargebacks | 271 | 271 | 271 | 268 |
| Computer Hardware and Software | 3,669 | 1,936 | 1,936 | 1,966 |
| Contract Services | 2,602 | 2,602 | 2,602 | 25,552 |
| Controllable Assets | 33 | 33 | 33 | 175 |
| Fees and Payments | 277 | 277 | 277 | 287 |
| Interest | 11,097 | 11,366 | 11,366 | 8,778 |
| Materials and Supplies | 429 | 429 | 429 | 245 |
| Purchased Services | 2,826 | 2,926 | 2,926 | 3,051 |
| Travel | 447 | 447 | 447 | 319 |
| Valuation Allowances | - | - | - | 2,794 |
| | 65,982 | 66,519 | 66,498 | 86,673 |

Finance

Office of the Comptroller General

Grants, Contributions and Transfers

(thousands of dollars)

| | 2016-2017 Main Estimates | 2015-2016 Revised Estimates | 2015-2016 Main Estimates | 2014-2015 Actuals |
|-----------------------|---|--|---|------------------------------|
| Contributions | | | | |
| Power Subsidy Program | 6,778 | 6,778 | 6,778 | 6,078 |

Descriptions of Contributions

Power Subsidy Program (6,778) - Subsidy program for residential electricity consumers outside of Yellowknife.

Finance

Office of the Comptroller General

Active Positions (Information Item)

| | 2016-2017 | | | | 2015-2016 | | | |
|-----------------------------|--------------|--------------|----------|------------|--------------|--------------|----------|-------|
| | Full Time | Part Time | Seasonal | Total | Full Time | Part Time | Seasonal | Total |
| Regional Allocation | | | | | | | | |
| Headquarters | 124 | - | - | 124 | 146 | - | - | 146 |
| North Slave | - | - | - | - | - | - | - | - |
| Tłı̨chǫ | 2 | - | - | 2 | 2 | - | - | 2 |
| South Slave | 22 | - | - | 22 | 24 | - | - | 24 |
| Dehcho | 11 | - | - | 11 | 11 | - | - | 11 |
| Sahtu | 6 | - | - | 6 | 7 | - | - | 7 |
| Beaufort Delta | 23 | - | - | 23 | 24 | - | - | 24 |
| | 188 | - | - | 188 | 214 | - | - | 214 |
| Community Allocation | | | | | | | | |
| Headquarters | 124 | - | - | 124 | 146 | - | - | 146 |
| Regional Offices | 62 | - | - | 62 | 66 | - | - | 66 |
| Other | 2 | - | - | 2 | 2 | - | - | 2 |
| | 188 | - | - | 188 | 214 | - | - | 214 |

Full Time and Part Time positions may be indeterminate positions with no end date of employment or for a fixed term. Regional Offices include positions located in Yellowknife Regional Offices (North Slave), Fort Smith, Hay River, Fort Simpson, Norman Wells and Inuvik.

Finance

Liquor Revolving Fund

(Information Item)

The Liquor Revolving Fund is established under the *NWT Liquor Act* (Act) and provides working capital to finance the operations of the NWT Liquor Commission (NWTLC), the Liquor Licensing Board (LLB) and Liquor Licensing and Enforcement (LLE). The authorized limit of the Liquor Revolving Fund is \$6,500,000. The NWTLC is responsible for the purchase, classification, distribution and sale of all alcoholic beverages in the NWT. The Liquor Licensing Board is responsible for the issuance of all types of liquor permits, and for all hearing and proceedings pertaining to said permits. LLE provides support to the LLB, is responsible for the enforcement of liquor-related regulations and restrictions, and assists communities in respect of matters arising under the *Act*. The operations of NWTLC, LLB and LLE are funded by the sale of alcoholic beverages. The NWTLC and LLE are located in Hay River.

(thousands of dollars)

| | 2016-2017 Main Estimates | 2015-2016 Revised Estimates | 2015-2016 Main Estimates | 2014-2015 Actuals |
|--|--------------------------------|-----------------------------------|--------------------------------|----------------------|
| Authorized Fund Limit | 6,500 | 6,500 | 6,500 | 6,500 |
| OPERATING RESULTS | | | | |
| Income | | | | |
| Liquor Sales | 49,858 | 48,344 | 51,761 | 48,157 |
| Less: Cost of goods sold | 18,223 | 17,914 | 17,542 | 18,181 |
| Gross profit from sale of liquor | 31,635 | 30,430 | 34,219 | 29,976 |
| Liquor Licensing fees | 63 | 112 | 442 | 375 |
| Other income | 8 | 6 | 9 | 21 |
| | 31,706 | 30,548 | 34,670 | 30,372 |
| Liquor Commission Expenses | | | | |
| Agency Commissions | 6,036 | 4,551 | 4,976 | 3,256 |
| Compensation and Benefits | 751 | 874 | 1,094 | 975 |
| Other Expenses | 851 | 826 | 849 | 712 |
| Liquor Licensing Board and Enforcement Expenses | | | | |
| Compensation and Benefits | 488 | 486 | 520 | 379 |
| Other Expenses | 299 | 237 | 295 | 222 |
| | 8,425 | 6,974 | 7,734 | 5,544 |
| Net Revenue | 23,281 | 23,574 | 26,936 | 24,828 |

Any discrepancies between the "Net Revenue" actuals amounts reported above and the "Liquor Commission Net Revenue" actuals reported in the Revenue Summary are due to accounting policy differences with respect to Tangible Capital Asset thresholds and amortization methods of the NWT Liquor Commission and the GNWT.

Finance

Liquor Revolving Fund

Active Positions (Information Item)

| | 2016-2017 | | | | 2015-2016 | | | |
|-----------------------------|--------------|--------------|----------|-----------|--------------|--------------|----------|-----------|
| | Full Time | Part Time | Seasonal | Total | Full Time | Part Time | Seasonal | Total |
| Regional Allocation | | | | | | | | |
| Headquarters | - | - | - | - | - | - | - | - |
| North Slave | - | - | - | - | - | - | - | - |
| Tłıchǫ | - | - | - | - | - | - | - | - |
| South Slave | 14 | - | - | 14 | 14 | - | - | 14 |
| Dehcho | - | - | - | - | - | - | - | - |
| Sahtu | - | - | - | - | - | - | - | - |
| Beaufort Delta | - | - | - | - | - | - | - | - |
| | 14 | - | - | 14 | 14 | - | - | 14 |
| Community Allocation | | | | | | | | |
| Headquarters | - | - | - | - | - | - | - | - |
| Regional Offices | 14 | - | - | 14 | 14 | - | - | 14 |
| Other | - | - | - | - | - | - | - | - |
| | 14 | - | - | 14 | 14 | - | - | 14 |

Full Time and Part Time positions may be indeterminate positions with no end date of employment or for a fixed term. Regional Offices include positions located in Yellowknife Regional Offices (North Slave), Fort Smith, Hay River, Fort Simpson, Norman Wells and Inuvik.

Finance

Work Performed on Behalf of Others

(Information Item)

(thousands of dollars)

| Items | 2016-2017 Main Estimates | 2015-2016 Revised Estimates | 2015-2016 Main Estimates | 2014-2015 Actuals |
|--|---|--|---|------------------------------|
| Gwich'in Tribal Council - NWT Bureau of Statistics | - | - | - | 135 |
| NWT Mining Survey | - | - | - | 30 |
| Public Policy Forum | - | - | - | 25 |
| | - | - | - | 190 |

Descriptions of Work Performed on Behalf of Others

Gwich'in Tribal Council - NWT Bureau of Statistics - Funding a Senior Analyst position to provide analytical products specific to Gwich'in participants.

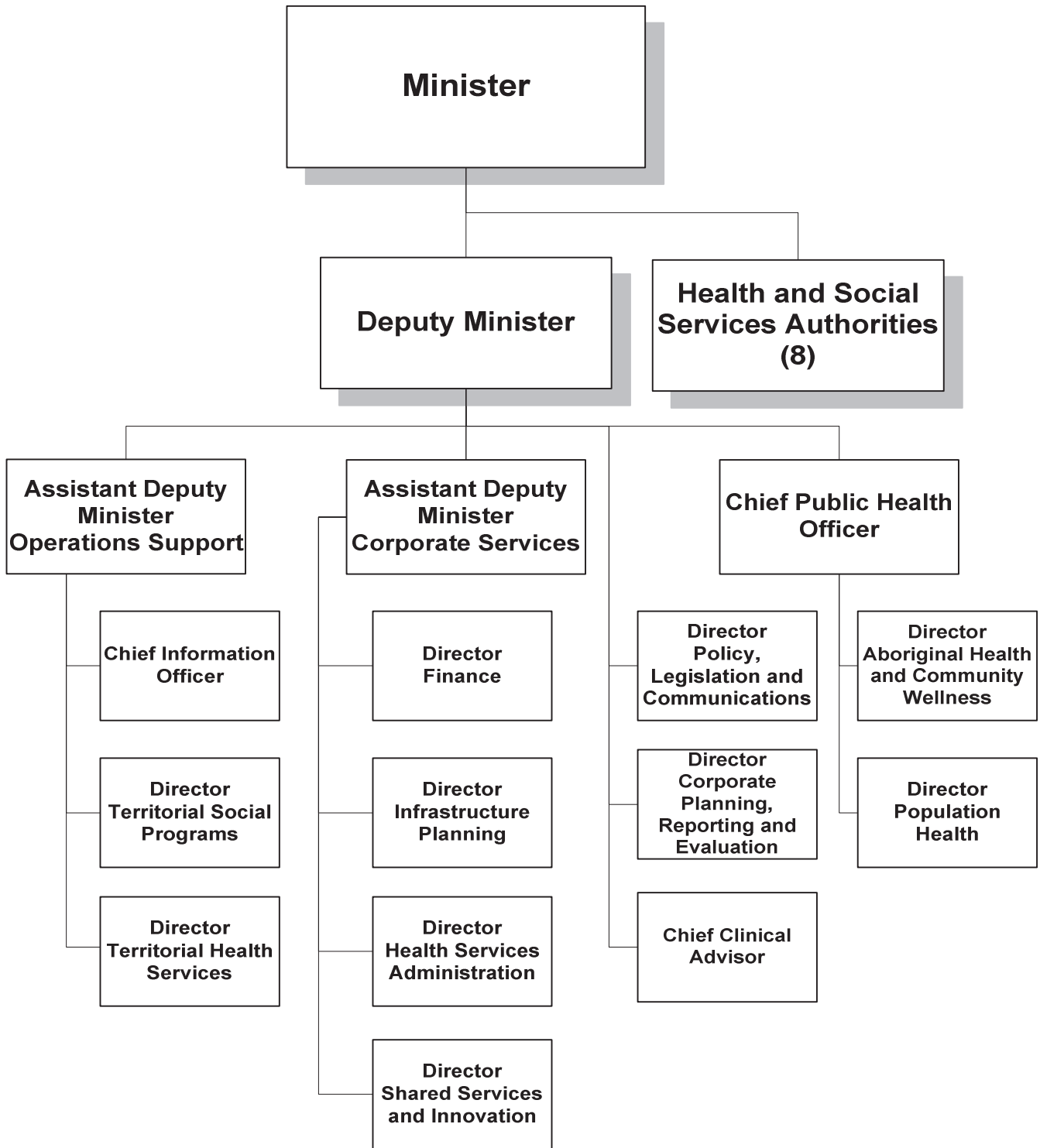
NWT Mining Survey - Funding provided to conduct a survey of mining employees on behalf of the Dominion Diamond Ekati Diamond Mine, the Rio Tinto Diavik Diamond Mine, and the DeBeers Snap Lake Mine.

Public Policy Forum - Funding from CanNor to fund a portion of the Public Policy Forum report on Northern Connectivity.

Health and Social Services

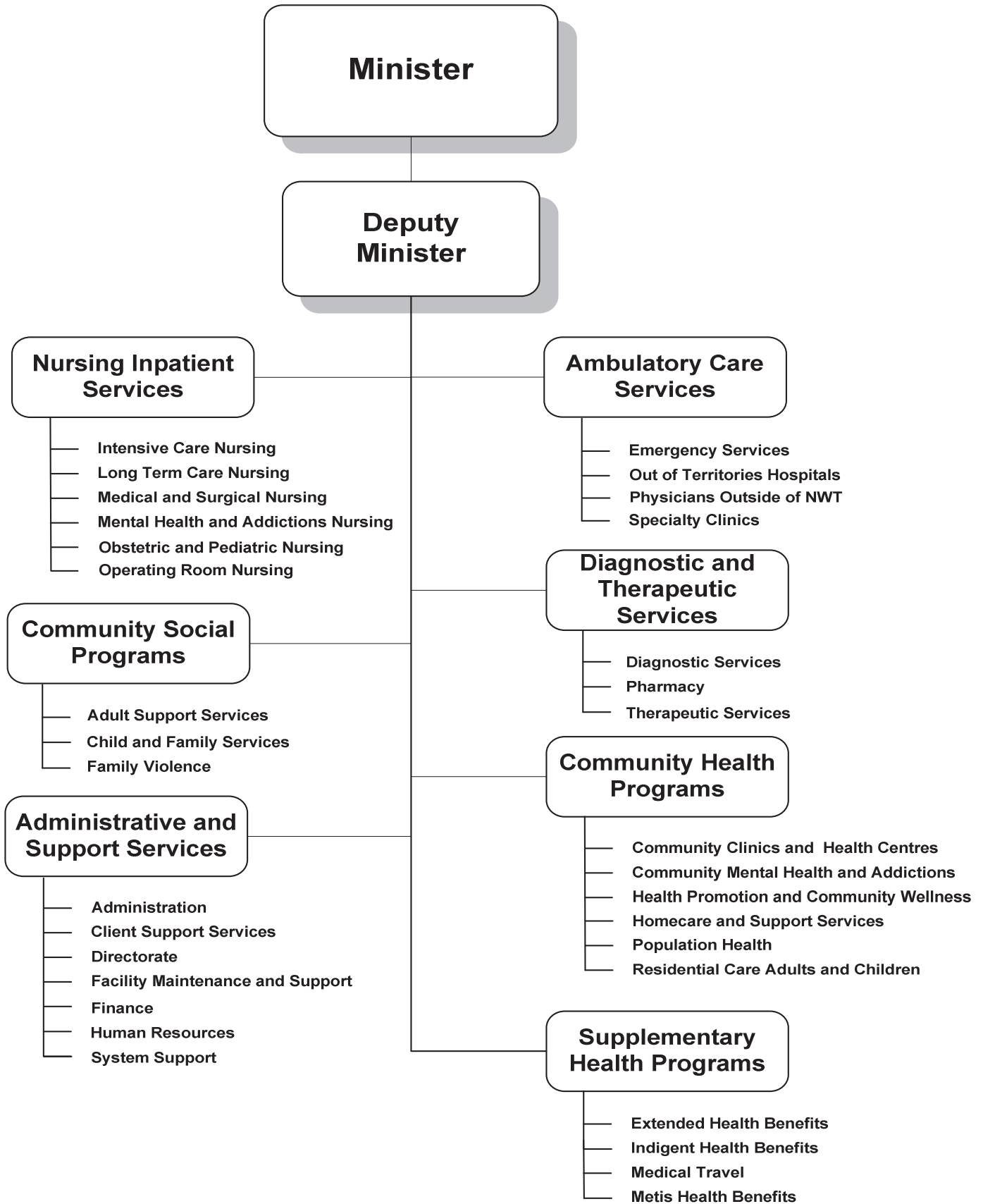
Health and Social Services

Organizational Chart



Health and Social Services

Accounting Structure Chart

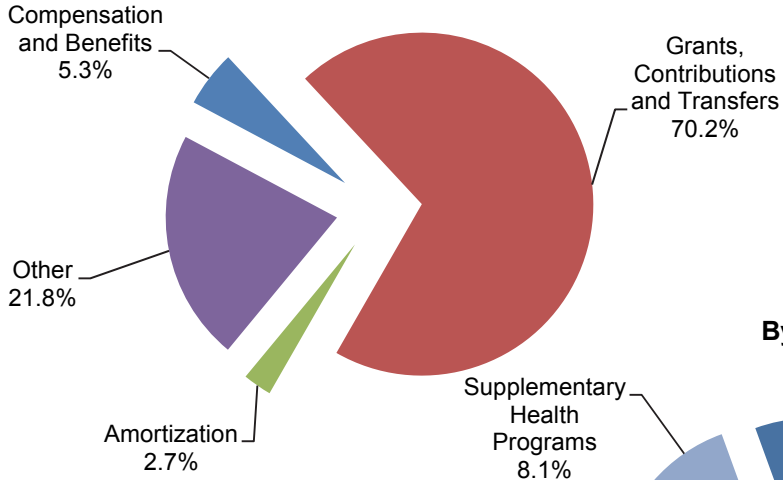


Health and Social and Services

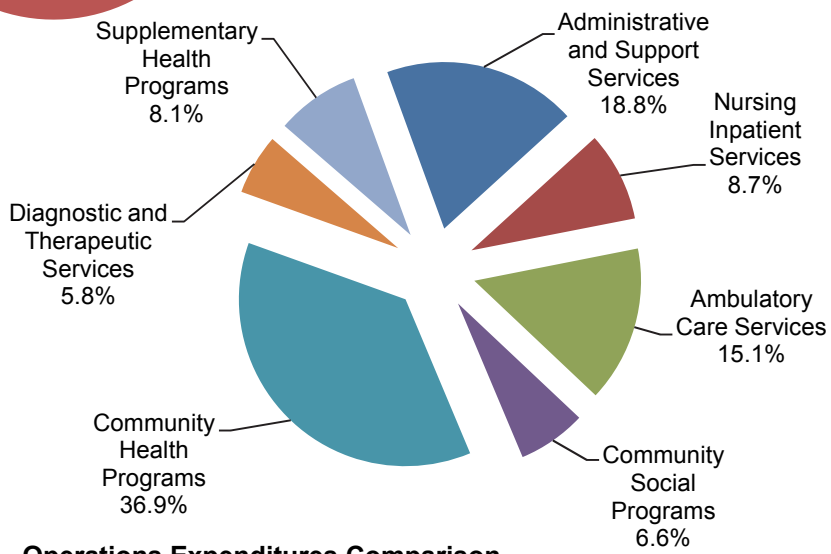
Graphs

Operations Expenditures

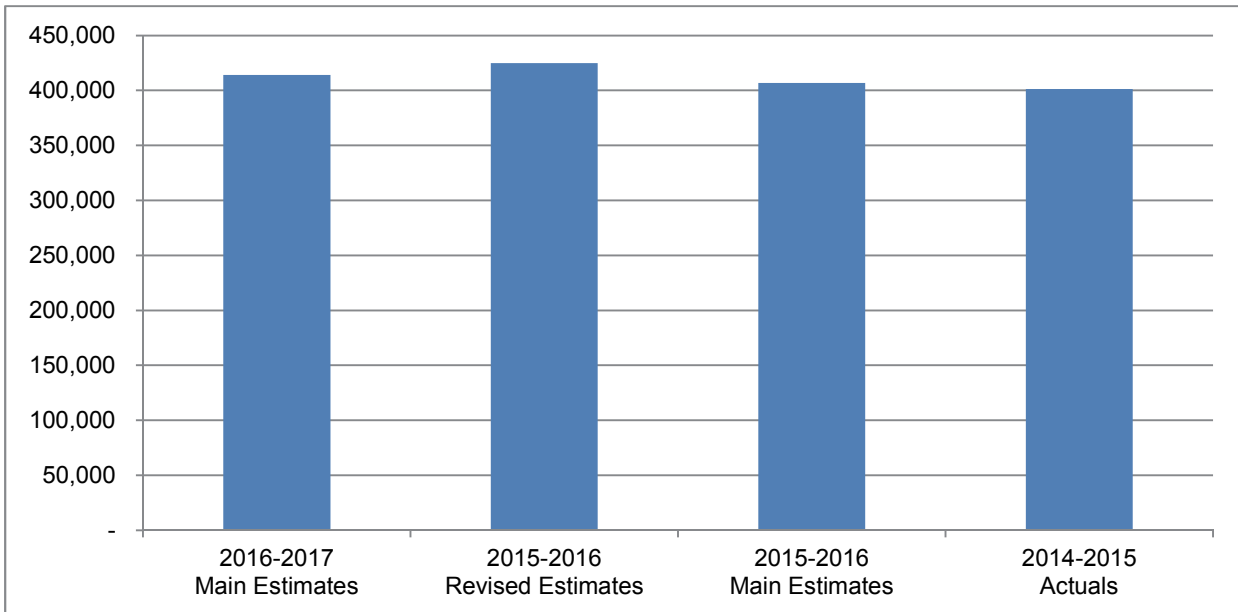
By Expenditure Category



By Activity



Operations Expenditures Comparison (thousands of dollars)



Health and Social Services

The Department of Health and Social Services' mandate is to promote, protect and provide for the health and well-being of the people of the Northwest Territories.

| | (thousands of dollars) | | | |
|-------------------------------------|--------------------------------|-----------------------------------|--------------------------------|----------------------|
| | 2016-2017 Main Estimates | 2015-2016 Revised Estimates | 2015-2016 Main Estimates | 2014-2015 Actuals |
| Activity | | | | |
| Administrative and Support Services | 77,812 | 80,552 | 78,689 | 74,684 |
| Ambulatory Care Services | 62,694 | 66,666 | 60,374 | 64,187 |
| Community Health Programs | 152,585 | 156,008 | 149,037 | 147,679 |
| Community Social Programs | 27,418 | 27,416 | 27,388 | 27,274 |
| Diagnostic and Therapeutic Services | 24,302 | 24,630 | 24,625 | 24,022 |
| Nursing Inpatient Services | 35,939 | 34,220 | 34,412 | 33,363 |
| Supplementary Health Programs | 33,484 | 35,482 | 32,361 | 30,117 |
| | 414,234 | 424,974 | 406,886 | 401,326 |
| Expenditure Category | | | | |
| Compensation and Benefits | 21,935 | 22,457 | 22,342 | 23,216 |
| Grants, Contributions and Transfers | 290,826 | 289,057 | 286,473 | 272,578 |
| Amortization | 11,168 | 11,271 | 11,271 | 9,571 |
| Chargebacks | 2,663 | 2,607 | 2,607 | 3,340 |
| Computer Hardware and Software | 1,219 | 979 | 979 | 2,148 |
| Contract Services | 29,400 | 36,293 | 26,928 | 30,558 |
| Controllable Assets | 1,302 | 1,192 | 1,302 | 706 |
| Fees and Payments | 53,206 | 58,767 | 52,633 | 56,921 |
| Interest | 16 | 16 | 16 | 25 |
| Materials and Supplies | 746 | 698 | 698 | 506 |
| Purchased Services | 914 | 777 | 777 | 831 |
| Travel | 839 | 860 | 860 | 926 |
| | 414,234 | 424,974 | 406,886 | 401,326 |
| Total Revenues | 46,485 | 48,820 | 48,820 | 46,283 |
| Total Active Positions | 178 | 178 | 178 | 178 |
| Infrastructure Investment | 60,477 | 116,058 | 84,395 | 59,335 |

Health and Social Services

Revenue Summary

(Information Item)

(thousands of dollars)

| | 2016-2017 Main Estimates | 2015-2016 Revised Estimates | 2015-2016 Main Estimates | 2014-2015 Actuals |
|--|---|--|---|------------------------------|
| Transfer Payments | | | | |
| Hospital Care - Status Indians and Inuit | 22,772 | 22,322 | 22,322 | 21,889 |
| Medical Care - Status Indians and Inuit | 7,832 | 7,682 | 7,682 | 7,531 |
| Capital Transfers | 1,143 | 762 | 762 | 2,728 |
| | 31,747 | 30,766 | 30,766 | 32,148 |
| General | | | | |
| <i>Regulatory Revenue</i> | | | | |
| Professional Licenses Fees | 180 | 180 | 180 | 190 |
| Vital Statistics Fees | 130 | 130 | 130 | 135 |
| Environmental Health Fees | 35 | 35 | 35 | 34 |
| <i>Program</i> | | | | |
| Reciprocal Billing - Inpatient Services | 3,000 | 3,000 | 3,000 | 2,433 |
| Reciprocal Billing - Hospital Services for Nunavut | 8,000 | 11,000 | 11,000 | 8,180 |
| Reciprocal Billing - Medical Services | 750 | 500 | 500 | 482 |
| Reciprocal Billing - Specialist Physicians for Nunavut | 1,400 | 1,766 | 1,766 | 1,252 |
| Special Allowances | 800 | 1,000 | 1,000 | 816 |
| Subrogated Claims and Other Recoveries | - | - | - | 155 |
| NWT Housing Corporation - Woodland Manor | - | - | - | 15 |
| <i>Grant in Kind</i> | | | | |
| Rockhill Apartments (lease to YWCA) | 443 | 443 | 443 | 443 |
| | 14,738 | 18,054 | 18,054 | 14,135 |
| | 46,485 | 48,820 | 48,820 | 46,283 |

Health and Social Services

Active Position Summary

(Information Item)

| Activity | 2016-2017 | | | | 2015-2016 | | | |
|-------------------------------------|------------|-----------|----------|------------|------------|-----------|----------|------------|
| | Full Time | Part Time | Seasonal | Total | Full Time | Part Time | Seasonal | Total |
| Activity | | | | | | | | |
| Administrative and Support Services | 115 | 4 | - | 119 | 118 | 3 | - | 121 |
| Ambulatory Care Services | - | - | - | - | - | - | - | - |
| Community Health Programs | 48 | 1 | - | 49 | 46 | - | - | 46 |
| Community Social Programs | 10 | - | - | 10 | 11 | - | - | 11 |
| Diagnostic and Therapeutic Services | - | - | - | - | - | - | - | - |
| Nursing Inpatient Services | - | - | - | - | - | - | - | - |
| Supplementary Health Programs | - | - | - | - | - | - | - | - |
| | 173 | 5 | - | 178 | 175 | 3 | - | 178 |
| Regional Allocation | | | | | | | | |
| Headquarters | 152 | 5 | - | 157 | 150 | 3 | - | 153 |
| North Slave | - | - | - | - | - | - | - | - |
| Tłıchǫ | - | - | - | - | - | - | - | - |
| South Slave | 1 | - | - | 1 | 1 | - | - | 1 |
| Dehcho | 1 | - | - | 1 | 1 | - | - | 1 |
| Sahtu | 1 | - | - | 1 | 2 | - | - | 2 |
| Beaufort Delta | 18 | - | - | 18 | 21 | - | - | 21 |
| | 173 | 5 | - | 178 | 175 | 3 | - | 178 |
| Community Allocation | | | | | | | | |
| Headquarters | 152 | 5 | - | 157 | 150 | 3 | - | 153 |
| Regional Offices | 21 | - | - | 21 | 25 | - | - | 25 |
| Other | - | - | - | - | - | - | - | - |
| | 173 | 5 | - | 178 | 175 | 3 | - | 178 |

Full Time and Part Time positions may be indeterminate positions with no end date of employment or for a fixed term. Regional Offices include positions located in Yellowknife Regional Offices (North Slave), Fort Smith, Hay River, Fort Simpson, Norman Wells and Inuvik.

Health and Social Services

Active Position Summary

(Information Item)

| | 2016-2017 | | | | 2015-2016 | | | |
|---|--------------|--------------|----------|--------------|--------------|--------------|----------|--------------|
| | Full Time | Part Time | Seasonal | Total | Full Time | Part Time | Seasonal | Total |
| Authority Allocation | | | | | | | | |
| Beaufort Delta Health & Social Services Authority | 216 | 17 | - | 233 | 222 | 14 | - | 236 |
| Dehcho Health & Social Services Authority | 87 | 10 | - | 97 | 88 | 11 | - | 99 |
| Fort Smith Health & Social Services Authority | 93 | 10 | - | 103 | 95 | 13 | - | 108 |
| Hay River Health & Social Services Authority | 182 | 39 | - | 221 | 167 | 30 | - | 197 |
| Sahtu Health & Social Services Authority | 62 | 10 | - | 72 | 64 | 8 | - | 72 |
| Stanton Territorial Health Authority | 385 | 42 | - | 427 | 379 | 42 | - | 421 |
| Tłı̨chǫ Community Services Agency | 97 | 19 | - | 116 | 90 | 18 | - | 108 |
| Yellowknife Health & Social Services Authority | 176 | 15 | - | 191 | 169 | 10 | - | 179 |
| | 1,298 | 162 | - | 1,460 | 1,274 | 146 | - | 1,420 |
| Regional Allocation | | | | | | | | |
| Headquarters | - | - | - | - | - | - | - | - |
| North Slave | 540 | 52 | - | 592 | 528 | 49 | - | 577 |
| Tłı̨chǫ | 97 | 19 | - | 116 | 90 | 18 | - | 108 |
| South Slave | 289 | 54 | - | 343 | 277 | 46 | - | 323 |
| Dehcho | 87 | 10 | - | 97 | 88 | 11 | - | 99 |
| Sahtu | 62 | 10 | - | 72 | 64 | 8 | - | 72 |
| Beaufort Delta | 223 | 17 | - | 240 | 227 | 14 | - | 241 |
| | 1,298 | 162 | - | 1,460 | 1,274 | 146 | - | 1,420 |
| Community Allocation | | | | | | | | |
| Headquarters | - | - | - | - | - | - | - | - |
| Regional Offices | 1,050 | 111 | - | 1,161 | 1,030 | 99 | - | 1,129 |
| Other | 248 | 51 | - | 299 | 244 | 47 | - | 291 |
| | 1,298 | 162 | - | 1,460 | 1,274 | 146 | - | 1,420 |

Full Time and Part Time positions may be indeterminate positions with no end date of employment or for a fixed term. Regional Offices include positions located in Yellowknife Regional Offices (North Slave), Fort Smith, Hay River, Fort Simpson, Norman Wells and Inuvik.

Health and Social Services

Administrative and Support Services

Activity Description

Under the authority of the Minister, the Directorate provides strategic leadership to the Department and the Health and Social Services Authorities. This includes responsibility for the overall establishment of strategic direction and co-ordination of reform initiatives aimed at ensuring the long-term sustainability of the health and social services system. The Directorate is also responsible for co-ordination of broad system planning and providing innovative leadership.

Administration activities include planning, organizing, directing and controlling the delivery of health and social programs and services in accordance with government policy and legislation with consideration to quality improvement, risk management, privacy protection, infection control and communications.

Finance provides financial planning and management services for the health and social services system. Services include financial planning, analysis and reporting, implementation and monitoring of internal controls, accounting and audit functions, and the administration of agreements.

Human Resources include System Human Resource Planning which provides coordination of system-wide planning for and promotion of health and social services careers. This includes collaboration with the Department of Human Resources to forecast health and social services human resources needs, and the design, delivery and evaluation of programs to support recruitment and retention specifically related to health and social services professionals. Personnel services such as employee compensation and benefits management, staff recruitment, and personnel record keeping services are provided to the Department and the Authorities by the Departments of Finance and Human Resources, with the exception of the Hay River Health and Social Services Authority which administers its own personnel services.

Systems Support, through the Information Systems Service Centre, administers and supports enterprise-wide health and social services application systems that are critical to health and social services delivery in the Northwest Territories.

Facility Maintenance and Support units within hospitals across the Authorities provide general servicing, repair and maintenance of the grounds, buildings, and equipment of the health and social services facilities. Units also provide operational support services such as housekeeping, security, laundry and linen services, material management, bio-medical engineering, and the coordination of volunteer services.

Client Support Services includes the Health Services Administration office in Inuvik that registers clients for vital statistics and health care eligibility and is responsible for the administration of Health Benefit Programs. Also included in Client Support Services are those units in health facilities that co-ordinate admission and discharge of patients, maintain health records, and administer official languages and interpretation programs.

Health and Social Services
Administrative and Support Services
Operations Expenditure Summary

(thousands of dollars)

| | 2016-2017 Main Estimates | 2015-2016 Revised Estimates | 2015-2016 Main Estimates | 2014-2015 Actuals |
|-------------------------------------|---|--|---|------------------------------|
| Program Detail | | | | |
| Administration | 13,663 | 15,724 | 13,881 | 13,427 |
| Client Support Services | 6,433 | 6,436 | 6,431 | 5,581 |
| Directorate | 6,376 | 6,113 | 6,113 | 7,814 |
| Facility Maintenance and Support | 23,810 | 23,073 | 22,967 | 21,986 |
| Finance | 5,511 | 5,664 | 5,656 | 5,835 |
| Human Resources | 6,012 | 6,958 | 6,952 | 6,951 |
| Systems Support | 16,007 | 16,584 | 16,689 | 13,090 |
| | 77,812 | 80,552 | 78,689 | 74,684 |
| Expenditure Category | | | | |
| Compensation and Benefits | 15,271 | 15,842 | 15,736 | 15,840 |
| Grants, Contributions and Transfers | 43,268 | 44,323 | 43,256 | 38,936 |
| Amortization | 8,214 | 8,290 | 8,290 | 6,945 |
| Chargebacks | 2,663 | 2,607 | 2,607 | 3,340 |
| Computer Hardware and Software | 1,199 | 968 | 968 | 2,069 |
| Contract Services | 3,136 | 4,294 | 3,494 | 3,061 |
| Controllable Assets | 1,302 | 1,192 | 1,302 | 701 |
| Fees and Payments | 1,525 | 1,802 | 1,802 | 2,349 |
| Materials and Supplies | 413 | 370 | 370 | 209 |
| Purchased Services | 365 | 365 | 365 | 697 |
| Travel | 456 | 499 | 499 | 537 |
| | 77,812 | 80,552 | 78,689 | 74,684 |

Health and Social Services
Administrative and Support Services
Grants, Contributions and Transfers

(thousands of dollars)

| | 2016-2017 Main Estimates | 2015-2016 Revised Estimates | 2015-2016 Main Estimates | 2014-2015 Actuals |
|--|---|--|---|------------------------------|
| Contributions | | | | |
| French Language Services | 856 | 856 | 856 | 215 |
| Health and Social Services Human Resources | 951 | 1,032 | 1,032 | 661 |
| HSS Authority Funding | 41,426 | 42,400 | 41,333 | 38,038 |
| Tłıchǵ Cultural Co-ordinator | 35 | 35 | 35 | 22 |
| Total Contributions | 43,268 | 44,323 | 43,256 | 38,936 |

Descriptions of Contributions

French Language Services (856) - Funding to deliver French language communications and services throughout the Health and Social Services system.

Health and Social Services Human Resources (951) - Funding for the planning, development and implementation of recruitment, retention, succession and workforce development programs.

HSS Authority Funding (41,426) - Funding to HSS Authorities for the provision of administration and support services.

Tłıchǵ Cultural Co-ordinator (35) - The three parties (Tłıchǵ, Canada and GNWT) agreed to each fund one third of the costs of a position. The GNWT's portion of funding for the Cultural Co-ordinator is to be split equally between the Departments of Health and Social Services and Education, Culture and Employment.

Health and Social Services

Administrative and Support Services

Active Positions (Information Item)

| | 2016-2017 | | | | 2015-2016 | | | |
|-----------------------------|--------------|--------------|----------|------------|--------------|--------------|----------|------------|
| | Full Time | Part Time | Seasonal | Total | Full Time | Part Time | Seasonal | Total |
| Regional Allocation | | | | | | | | |
| Headquarters | 99 | 4 | - | 103 | 99 | 3 | - | 102 |
| North Slave | - | - | - | - | - | - | - | - |
| Tłıchǫ | - | - | - | - | - | - | - | - |
| South Slave | - | - | - | - | - | - | - | - |
| Dehcho | - | - | - | - | - | - | - | - |
| Sahtu | - | - | - | - | - | - | - | - |
| Beaufort Delta | 16 | - | - | 16 | 19 | - | - | 19 |
| | 115 | 4 | - | 119 | 118 | 3 | - | 121 |
| Community Allocation | | | | | | | | |
| Headquarters | 99 | 4 | - | 103 | 99 | 3 | - | 102 |
| Regional Offices | 16 | - | - | 16 | 19 | - | - | 19 |
| Other | - | - | - | - | - | - | - | - |
| | 115 | 4 | - | 119 | 118 | 3 | - | 121 |

Full Time and Part Time positions may be indeterminate positions with no end date of employment or for a fixed term. Regional Offices include positions located in Yellowknife Regional Offices (North Slave), Fort Smith, Hay River, Fort Simpson, Norman Wells and Inuvik.

Health and Social Services

Ambulatory Care Services

Activity Description

Emergency Services refer to the assessment, diagnostic and treatment services to individuals with conditions requiring prompt medical attention.

Specialty Clinics refer to all clinics where diagnostic, consultative, and treatment services are provided, typically as the result of a referral from a primary care practitioner. Specialist services include Internal Medicine, General Surgery, Pediatrics, Obstetrics/Gynecology, Orthopedics, Urology, Orthopedic Back, Pediatrics Cardiology, Pediatrics Orthopedics, Oncology, Ophthalmology, Gynecology Oncology, Nephrology, Otolaryngology (ENT), Rheumatology, and Neurology provided by both resident and locum physicians.

Out of Territory Hospitals refers to insured hospital services to Northwest Territories' residents received outside the NWT.

Physicians Outside the NWT refers to insured physician services to Northwest Territories' residents received outside the NWT.

Health and Social Services

Ambulatory Care Services

Operations Expenditure Summary

(thousands of dollars)

| | 2016-2017 Main Estimates | 2015-2016 Revised Estimates | 2015-2016 Main Estimates | 2014-2015 Actuals |
|-------------------------------------|---|--|---|------------------------------|
| Program Detail | | | | |
| Emergency Services | 3,325 | 3,278 | 3,278 | 3,202 |
| Out of Territory Hospitals | 20,123 | 24,580 | 19,123 | 23,193 |
| Physicians Outside the NWT | 5,333 | 6,168 | 5,333 | 5,102 |
| Specialty Clinics | 33,913 | 32,640 | 32,640 | 32,690 |
| | 62,694 | 66,666 | 60,374 | 64,187 |
| Expenditure Category | | | | |
| Grants, Contributions and Transfers | 24,403 | 23,083 | 23,083 | 22,580 |
| Fees and Payments | 38,291 | 43,583 | 37,291 | 41,607 |
| | 62,694 | 66,666 | 60,374 | 64,187 |

Health and Social Services
Ambulatory Care Services
Grants, Contributions and Transfers

(thousands of dollars)

| | 2016-2017 Main Estimates | 2015-2016 Revised Estimates | 2015-2016 Main Estimates | 2014-2015 Actuals |
|-----------------------|--------------------------------|-----------------------------------|--------------------------------|----------------------|
| Contributions | | | | |
| HSS Authority Funding | 24,403 | 23,083 | 23,083 | 22,580 |

Descriptions of Contributions

HSS Authority Funding (24,403) - Funding to HSS Authorities for the provision of ambulatory care services.

Health and Social Services

Community Health Programs

Activity Description

Community Clinics and Health Centers provide primary care services which are considered the first level of contact for individuals, families, and communities within the health system. These services are provided through health centers, community clinics and public health clinics.

Homecare and Support Services provide support to eligible northern residents for acute, chronic or palliative care clients, including personal care, nutrition and respite services.

Health Promotion and Community Wellness units work directly with community groups and Aboriginal Governments to address key community specific priorities such as injury prevention, cancer, tobacco reduction and health promotion. Early Childhood Development and Anti-Poverty initiatives are also included here.

Population Health services are aimed at broad population health through the co-ordination and ongoing management of health and wellness surveillance activities for the NWT. This includes the development of program standards, monitoring and evaluation in the areas of public health, environmental health, disease control and epidemiology.

As legislated by the *Mental Health Act* and through the establishment of program standards and monitoring, support is provided to front line staff, supervisor and managers in the delivery of Community Mental Health and Addictions programming. Programs in this area include those aimed at addressing alcohol and drug addictions including On-the-Land programming and residential treatment facilities.

Programs for Residential Care Adults and Children provides supportive living arrangements in a residential/group home setting for an extended period of time to meet physical, emotional, spiritual, and psychosocial needs. This includes facilities such as long term care facilities, group homes for adults, and residential care both inside and outside the NWT.

Health and Social Services
Community Health Programs
Operations Expenditure Summary

(thousands of dollars)

| | 2016-2017 Main Estimates | 2015-2016 Revised Estimates | 2015-2016 Main Estimates | 2014-2015 Actuals |
|---|---|--|---|------------------------------|
| Program Detail | | | | |
| Community Clinics and Health Centres | 67,923 | 67,818 | 67,649 | 66,165 |
| Community Mental Health & Addictions | 15,766 | 15,275 | 15,244 | 13,973 |
| Health Promotion and Community Wellness | 9,466 | 9,401 | 9,226 | 7,897 |
| Home Care & Support Services | 7,966 | 7,968 | 7,935 | 7,828 |
| Population Health | 2,804 | 2,941 | 3,094 | 3,059 |
| Residential Care Adults and Children | 48,660 | 52,605 | 45,889 | 48,757 |
| | 152,585 | 156,008 | 149,037 | 147,679 |
| Expenditure Category | | | | |
| Compensation and Benefits | 5,496 | 5,449 | 5,440 | 5,901 |
| Grants, Contributions and Transfers | 115,698 | 115,813 | 115,430 | 112,018 |
| Amortization | 2,954 | 2,981 | 2,981 | 2,626 |
| Computer Hardware and Software | 20 | 11 | 11 | 78 |
| Contract Services | 24,344 | 27,853 | 21,116 | 24,176 |
| Controllable Assets | - | - | - | 5 |
| Fees and Payments | 2,911 | 2,903 | 3,061 | 2,106 |
| Interest | 16 | 16 | 16 | 25 |
| Materials and Supplies | 323 | 318 | 318 | 280 |
| Purchased Services | 471 | 334 | 334 | 112 |
| Travel | 352 | 330 | 330 | 352 |
| | 152,585 | 156,008 | 149,037 | 147,679 |

Health and Social Services
Community Health Programs
Grants, Contributions and Transfers

(thousands of dollars)

| | 2016-2017 Main Estimates | 2015-2016 Revised Estimates | 2015-2016 Main Estimates | 2014-2015 Actuals |
|---|---|--|---|------------------------------|
| Grants | | | | |
| Medical Professional Development | 40 | 40 | 40 | 40 |
| Rockhill Apartments | 443 | 443 | 443 | 443 |
| | 483 | 483 | 483 | 483 |
| Contributions | | | | |
| Anti - Poverty Fund and Day Shelter Contributions | 650 | 650 | 650 | 650 |
| Community Wellness Initiatives Fund | 1,014 | 1,014 | 1,014 | 619 |
| Disabilities Fund | 335 | 335 | 335 | 358 |
| Early Childhood Development Action Plan | 277 | 376 | 373 | 12 |
| Early Childhood Development Breastfeeding Fund | 65 | 25 | 25 | 25 |
| Health Family Program | 292 | 292 | 292 | 292 |
| HSS Authority Funding | 110,702 | 110,758 | 110,378 | 108,021 |
| Mental Health and Addictions | 450 | 450 | 450 | 277 |
| On the Land Healing Fund | 1,000 | 1,000 | 1,000 | 830 |
| Respite Fund | 225 | 225 | 225 | 227 |
| Seniors Fund | 205 | 205 | 205 | 224 |
| | 115,215 | 115,330 | 114,947 | 111,535 |
| Total Grants and Contributions | 115,698 | 115,813 | 115,430 | 112,018 |

Descriptions of Grants and Contributions

Medical Professional Development (40) - Grant to the NWT Medical Association for professional development of eligible individual NWT physicians.

Rockhill Apartments (443) - Funding for the renewal of the subsidized lease with the Young Women's Christian Association of Yellowknife for the Rockhill Apartments in Yellowknife.

Anti - Poverty Fund and Day Shelter Contributions (650) - Funding to support eligible applicants for anti-poverty initiatives that demonstrate tangible action towards the reduction of poverty in the NWT; and to support day shelter programs in Yellowknife and Inuvik.

Community Wellness Initiatives Fund (1,014) - Funding to support eligible applicants whose initiatives aim to maximize the impact of community wellness initiatives and activities that support individuals, families, and communities in the NWT.

Disabilities Fund (335) - Funding to support eligible applicants that provide increased independence and reduce barriers for residents living with disabilities within the NWT.

Health and Social Services
Community Health Programs
Grants, Contributions and Transfers

Early Childhood Development Action Plan (277) - Funding to support initiatives in the Early Childhood Development Action Plan.

Early Childhood Development Breastfeeding Fund (65) - Funding to support eligible applicants in breastfeeding promotion, education and supports in the NWT.

Health Family Program (292) - Funding to support the Tłıchǫ Government in promoting nurturing parent-child relationships.

HSS Authority Funding (110,702) - Funding to HSS Authorities for the provision of community health programs.

Mental Health and Addictions (450) - Funding to support organizations in the delivery of mental health and addictions programming.

On the Land Healing Fund (1,000) - Funding to support eligible applicants for the provision of On the Land Healing Programs for residents trying to overcome mental health and addictions issues.

Respite Fund (225) - Funding to support eligible applicants that provide community based respite services to caregivers of residents living with disabilities within the NWT.

Seniors Fund (205) - Funding to support eligible applicants in their activities towards promoting the independence and wellbeing of seniors and elders in the NWT.

Health and Social Services

Community Health Programs

Active Positions (Information Item)

| | 2016-2017 | | | | 2015-2016 | | | |
|-----------------------------|--------------|--------------|----------|-----------|--------------|--------------|----------|-----------|
| | Full Time | Part Time | Seasonal | Total | Full Time | Part Time | Seasonal | Total |
| Regional Allocation | | | | | | | | |
| Headquarters | 43 | 1 | - | 44 | 40 | - | - | 40 |
| North Slave | - | - | - | - | - | - | - | - |
| Tłı̨chǫ | - | - | - | - | - | - | - | - |
| South Slave | 1 | - | - | 1 | 1 | - | - | 1 |
| Dehcho | 1 | - | - | 1 | 1 | - | - | 1 |
| Sahtu | 1 | - | - | 1 | 2 | - | - | 2 |
| Beaufort Delta | 2 | - | - | 2 | 2 | - | - | 2 |
| | 48 | 1 | - | 49 | 46 | - | - | 46 |
| Community Allocation | | | | | | | | |
| Headquarters | 43 | 1 | - | 44 | 40 | - | - | 40 |
| Regional Offices | 5 | - | - | 5 | 6 | - | - | 6 |
| Other | - | - | - | - | - | - | - | - |
| | 48 | 1 | - | 49 | 46 | - | - | 46 |

Full Time and Part Time positions may be indeterminate positions with no end date of employment or for a fixed term. Regional Offices include positions located in Yellowknife Regional Offices (North Slave), Fort Smith, Hay River, Fort Simpson, Norman Wells and Inuvik.

Health and Social Services

Community Social Programs

Activity Description

Child and Family Services programs serve to protect and support children in the NWT and encourage strong, healthy families. Activities include setting standards, monitoring performance, and providing support to front line child protection workers, supervisors, and managers. Also included is foster care, permanent custody foster care, services while in the family home and subsidized adoptions. Services are governed by the *Child and Family Services Act* and the *Adoption Act*.

Adult Support Services include programs such as day shelters, transitional housing, life and career development skills for adults and the Office of the Public Guardian which is governed by the *Public Guardianship and Trusteeship Act*.

Family Violence programs offer protection, assistance and shelter services to families that have been impacted by domestic abuse and/or violence.

Health and Social Services
Community Social Programs
Operations Expenditure Summary

(thousands of dollars)

| | 2016-2017 Main Estimates | 2015-2016 Revised Estimates | 2015-2016 Main Estimates | 2014-2015 Actuals |
|-------------------------------------|---|--|---|------------------------------|
| Program Detail | | | | |
| Adult Support Services | 1,289 | 1,283 | 1,283 | 1,377 |
| Child and Family Services | 22,614 | 22,621 | 22,593 | 22,546 |
| Family Violence | 3,515 | 3,512 | 3,512 | 3,351 |
| | 27,418 | 27,416 | 27,388 | 27,274 |
| Expenditure Category | | | | |
| Compensation and Benefits | 1,168 | 1,166 | 1,166 | 1,475 |
| Grants, Contributions and Transfers | 25,548 | 25,548 | 25,520 | 24,943 |
| Computer Hardware and Software | - | - | - | 1 |
| Contract Services | 575 | 575 | 575 | 731 |
| Fees and Payments | 8 | 8 | 8 | 48 |
| Materials and Supplies | 10 | 10 | 10 | 17 |
| Purchased Services | 78 | 78 | 78 | 22 |
| Travel | 31 | 31 | 31 | 37 |
| | 27,418 | 27,416 | 27,388 | 27,274 |

Health and Social Services
Community Social Programs
Grants, Contributions and Transfers

(thousands of dollars)

| | 2016-2017 Main Estimates | 2015-2016 Revised Estimates | 2015-2016 Main Estimates | 2014-2015 Actuals |
|----------------------------|---|--|---|------------------------------|
| Contributions | | | | |
| Child and Family Services | 128 | 128 | 128 | 173 |
| Family Violence | 395 | 395 | 395 | 250 |
| HSS Authority Funding | 25,025 | 25,025 | 24,997 | 24,520 |
| Total Contributions | 25,548 | 25,548 | 25,520 | 24,943 |

Descriptions of Contributions

Child and Family Services (128) - Funding to support organizations in the delivery of programs and services that protect and support families in the NWT.

Family Violence (395) - Funding to support organizations that offer programs to protect, assist and shelter families affected by violence.

HSS Authority Funding (25,025) - funding to HSS Authorities for the provision of community social programs.

Health and Social Services

Community Social Programs

Active Positions (Information Item)

| | 2016-2017 | | | | 2015-2016 | | | |
|-----------------------------|--------------|--------------|----------|-----------|--------------|--------------|----------|-----------|
| | Full Time | Part Time | Seasonal | Total | Full Time | Part Time | Seasonal | Total |
| Regional Allocation | | | | | | | | |
| Headquarters | 10 | - | - | 10 | 11 | - | - | 11 |
| North Slave | - | - | - | - | - | - | - | - |
| Tłıchǫ | - | - | - | - | - | - | - | - |
| South Slave | - | - | - | - | - | - | - | - |
| Dehcho | - | - | - | - | - | - | - | - |
| Sahtu | - | - | - | - | - | - | - | - |
| Beaufort Delta | - | - | - | - | - | - | - | - |
| | 10 | - | - | 10 | 11 | - | - | 11 |
| Community Allocation | | | | | | | | |
| Headquarters | 10 | - | - | 10 | 11 | - | - | 11 |
| Regional Offices | - | - | - | - | - | - | - | - |
| Other | - | - | - | - | - | - | - | - |
| | 10 | - | - | 10 | 11 | - | - | 11 |

Full Time and Part Time positions may be indeterminate positions with no end date of employment or for a fixed term. Regional Offices include positions located in Yellowknife Regional Offices (North Slave), Fort Smith, Hay River, Fort Simpson, Norman Wells and Inuvik.

Health and Social Services

Diagnostic and Therapeutic Services

Activity Description

Diagnostic Services support the clinical investigation and management of patient care. These include clinical laboratory, diagnostic imaging, and respiratory care.

Pharmacies store, prepare, and dispense drugs within the hospitals and to the regional centres. Pharmacies are located in the Inuvik Regional Hospital, the Stanton Territorial Hospital, and the HH Williams Memorial Hospital.

Therapeutic Services include physiotherapy, occupational therapy, audiology, speech language pathology, medical social work, and recreation.

Health and Social Services
Diagnostic and Therapeutic Services
Operations Expenditure Summary

(thousands of dollars)

| | 2016-2017 Main Estimates | 2015-2016 Revised Estimates | 2015-2016 Main Estimates | 2014-2015 Actuals |
|-------------------------------------|---|--|---|------------------------------|
| Program Detail | | | | |
| Diagnostic Services | 15,644 | 16,075 | 16,073 | 14,384 |
| Pharmacy | 2,467 | 2,364 | 2,363 | 3,567 |
| Therapeutic Services | 6,191 | 6,191 | 6,189 | 6,071 |
| | 24,302 | 24,630 | 24,625 | 24,022 |
| Expenditure Category | | | | |
| Grants, Contributions and Transfers | 23,209 | 22,887 | 22,882 | 23,124 |
| Contract Services | 1,093 | 1,743 | 1,743 | 898 |
| | 24,302 | 24,630 | 24,625 | 24,022 |

Health and Social Services
Diagnostic and Therapeutic Services
Grants, Contributions and Transfers

(thousands of dollars)

| | 2016-2017 Main Estimates | 2015-2016 Revised Estimates | 2015-2016 Main Estimates | 2014-2015 Actuals |
|-----------------------|--------------------------------|-----------------------------------|--------------------------------|----------------------|
| Contributions | | | | |
| HSS Authority Funding | 23,209 | 22,887 | 22,882 | 23,124 |

Descriptions of Grants and Contributions

HSS Authority Funding (23,209) - Funding to Authorities for the provision of diagnostic and therapeutic services.

Health and Social Services

Nursing Inpatient Services

Activity Description

Medical and Surgical Nursing refers to nursing units where the beds are designated for the provision of medical and surgical care to inpatient adults.

Intensive Care Nursing refers to hospital nursing units where beds are designated for the provision highly specialized nursing care services for seriously ill inpatients.

Operating Room Nursing refers to elective and emergency surgical services to patients.

Obstetric and Pediatric Nursing refers to the provision of services to pregnant women, newborns and post-operative care to gynecological surgical patients as well as health services to children and infants.

Mental Health and Addictions Nursing refers to the psychiatric nursing unit at Stanton Territorial Hospital where the beds are designated for services for adults with psychiatric/psychological disorders including addictions and substance abuse issues. Additionally, the unit includes beds for withdrawal management (medical detox).

Long Term Care Nursing refers to the hospital based nursing units where beds are designated for the provision of services to patients whose functional capacities are chronically impaired or at risk of impairment and who may require services for an extended period of time to meet physical, emotional, spiritual and psychological needs. The units provide services to residents of all ages requiring long term residential care, respite care and palliative care.

Health and Social Services

Nursing Inpatient Services

Operations Expenditure Summary

(thousands of dollars)

| | 2016-2017 Main Estimates | 2015-2016 Revised Estimates | 2015-2016 Main Estimates | 2014-2015 Actuals |
|--------------------------------------|---|--|---|------------------------------|
| Program Detail | | | | |
| Intensive Care Nursing | 1,593 | 1,593 | 1,593 | 1,551 |
| Long Term Care Nursing | 5,766 | 5,766 | 5,758 | 5,626 |
| Medical and Surgical Nursing | 17,344 | 15,625 | 15,268 | 15,662 |
| Mental Health and Addictions Nursing | 1,699 | 1,699 | 1,699 | 1,655 |
| Obstetric and Pediatric Nursing | 5,513 | 5,513 | 6,070 | 4,945 |
| Operating Room Nursing | 4,024 | 4,024 | 4,024 | 3,924 |
| | 35,939 | 34,220 | 34,412 | 33,363 |
| Expenditure Category | | | | |
| Grants, Contributions and Transfers | 35,939 | 34,220 | 34,412 | 33,363 |

Health and Social Services
Nursing Inpatient Services
Grants, Contributions and Transfers

(thousands of dollars)

| | 2016-2017 Main Estimates | 2015-2016 Revised Estimates | 2015-2016 Main Estimates | 2014-2015 Actuals |
|-----------------------|--------------------------------|-----------------------------------|--------------------------------|----------------------|
| Contributions | | | | |
| HSS Authority Funding | 35,939 | 34,220 | 34,412 | 33,363 |

Descriptions of Contributions

HSS Authority Funding (35,939) - Funding to HSS Authorities for the provision of nursing inpatient services.

Health and Social Services

Supplementary Health Programs

Activity Description

The Department provides Supplementary Health Programs, in accordance with policy, to residents who meet eligibility criteria. Benefits include eligible prescription drugs, appliances, supplies, prostheses, and certain medical travel expenses. Specific benefit programs are:

- Extended Health Benefits
- Métis Health Benefits
- Medical Travel Benefits
- Indigent Health Benefits

Health and Social Services
Supplementary Health Programs
Operations Expenditure Summary

(thousands of dollars)

| | 2016-2017 Main Estimates | 2015-2016 Revised Estimates | 2015-2016 Main Estimates | 2014-2015 Actuals |
|-------------------------------------|---|--|---|------------------------------|
| Program Detail | | | | |
| Extended Health Benefits | 8,701 | 10,104 | 8,449 | 10,193 |
| Indigent Health Benefits | 115 | 115 | 115 | 104 |
| Medical Travel | 22,761 | 23,183 | 21,890 | 17,640 |
| Metis Health Benefits | 1,907 | 2,080 | 1,907 | 2,180 |
| | 33,484 | 35,482 | 32,361 | 30,117 |
| Expenditure Category | | | | |
| Grants, Contributions and Transfers | 22,761 | 23,183 | 21,890 | 17,614 |
| Contract Services | 252 | 1,828 | - | 1,692 |
| Fees and Payments | 10,471 | 10,471 | 10,471 | 10,811 |
| | 33,484 | 35,482 | 32,361 | 30,117 |

Health and Social Services
Supplementary Health Programs
Grants, Contributions and Transfers

(thousands of dollars)

| | 2016-2017 Main Estimates | 2015-2016 Revised Estimates | 2015-2016 Main Estimates | 2014-2015 Actuals |
|----------------------------|---|--|---|------------------------------|
| Contributions | | | | |
| HSS Authority Funding | 22,761 | 23,183 | 21,890 | 17,499 |
| NWT Metis Nation | - | - | - | 115 |
| Total Contributions | 22,761 | 23,183 | 21,890 | 17,614 |

Descriptions of Contributions

HSS Authority Funding (22,761) - Funding to HSS Authorities for the provision of medical travel.

NWT Metis Nation - Contribution to the NWT Metis Nation for the provision of administrative support and client navigation through health registration and benefits information.

Health and Social Services

Funding Allocated to Health and Social Services Authorities

(Information Item)

(thousands of dollars)

| | 2016-2017 Main Estimates | 2015-2016 Revised Estimates | 2015-2016 Main Estimates | 2014-2015 Actuals |
|---|---|--|---|------------------------------|
| Beaufort-Delta Health & Social Services Authority | 46,726 | 46,583 | 47,952 | 45,739 |
| Dehcho Health & Social Services Authority | 16,076 | 16,244 | 15,930 | 15,789 |
| Fort Smith Health & Social Services Authority | 17,786 | 17,968 | 18,522 | 17,576 |
| Hay River Health & Social Services Authority | 30,042 | 28,807 | 27,053 | 27,271 |
| Sahtu Health & Social Services Authority | 13,305 | 13,555 | 13,210 | 12,791 |
| Stanton Territorial Health Authority | 95,318 | 94,061 | 93,106 | 87,157 |
| Tłıchǫ Community Services Agency | 14,163 | 14,451 | 14,375 | 13,085 |
| Yellowknife Health & Social Services Authority | 48,670 | 48,532 | 48,070 | 47,737 |
| | 282,086 | 280,201 | 278,218 | 267,145 |

Health and Social Services

Lease Commitments

(Information Item)

| Type of Property | Community | (thousands of dollars) | |
|------------------------------|-------------|--------------------------------|--------------------------|
| | | 2016-2017 Main Estimates | Future Lease Payments |
| Yellowknife HSSA | | | |
| Parking for program vehicles | Yellowknife | 42 | 116 |
| Adult Day Shelter | Yellowknife | 32 | - |
| | | <u>74</u> | <u>116</u> |

The above leases do not include capital leases. In the event a lease is deemed to be a capital lease the associated asset is included in tangible capital assets and amortized over the useful life of the asset; and the lease is recorded as a financial liability.

The Main Estimates and Future Lease Payment amounts represent the Base Rent cost, excluding any operations and maintenance component that is included in the total Lease costs in the agreement.

Health and Social Services

Work Performed on Behalf of Others

(Information Item)

(thousands of dollars)

| Items | 2016-2017 Main Estimates | 2015-2016 Revised Estimates | 2015-2016 Main Estimates | 2014-2015 Actuals |
|--|--------------------------------|-----------------------------------|--------------------------------|----------------------|
| Autism Surveillance Enhancement NWT | - | 12 | - | 25 |
| Antibiotic Usage Trends | - | 25 | - | - |
| Canadian Chronic Disease Surveillance System | 308 | 308 | 161 | 130 |
| Canadian Partnership Against Cancer -BETTER 2 | - | - | - | 231 |
| Canadian Partnership Against Cancer - Continuity of Care | 157 | 325 | 197 | 135 |
| Canadian Partnership Against Cancer - Dialogue/Storybook Project | 202 | 170 | 101 | 418 |
| Canadian Partnership Against Cancer - Tobacco Cessation Sharing Circle | 117 | 33 | - | - |
| Canadian Partnership Against Cancer - Co-ordinated Data Development Initiative | - | 50 | - | - |
| Coalitions Linking Action and Science for Prevention | - | - | - | 10 |
| Congenital Anomalies Surveillance Enhancement Project NWT | 85 | 85 | 85 | 76 |
| eMental Health and Other Innovative Strategies | 200 | 150 | - | - |
| Electronic Immunization Registry | - | - | - | 38 |
| H. Pylori | 45 | 45 | 45 | 26 |
| Health Portfolio | 8,019 | 8,572 | 8,470 | 8,831 |
| Home & Community Care | 5,252 | 5,252 | 5,005 | 4,752 |
| Mental Health and Addictions Information Management Systems | 133 | 159 | - | - |
| Non-Insured Health Benefits | 13,226 | 13,200 | 12,200 | 12,105 |
| Pan Canadian Public Health Network | - | - | - | 9 |
| Pan-Northern Administrative Data Development | 147 | 200 | - | - |
| Pan-Territorial Healthy Eating | - | - | - | 15 |
| Power Up | 26 | 66 | 66 | 19 |
| Tłıchǫ Implementation Agreement Funding | 24 | 275 | 24 | - |
| Territorial Health Investment Fund - Medical Travel | 1,000 | 1,700 | 1,700 | 2,600 |
| Territorial Health Investment Fund - Territorial | 4,340 | 4,333 | 4,333 | 822 |
| Toll-Free Tobacco Quit line | 100 | 100 | 100 | 25 |
| Working on Wellness in Strategic Populations | 39 | 115 | 115 | 103 |
| | 33,420 | 35,175 | 32,602 | 30,370 |

Descriptions of Work Performed on Behalf of Others

Autism Surveillance Enhancement NWT - Funding from the Public Health Agency of Canada to develop an autism spectrum disorder surveillance system in the NWT. The agreement ended March 2016.

Antibiotic Usage Trends - Funding from the Public Health Agency of Canada to determine antibiotic usage trends in the NWT. The agreement ended July 2015.

Canadian Chronic Disease Surveillance System (308) - Funding from the Public Health Agency of Canada to develop Federal, Provincial and Territorial capacity for standardized diabetes surveillance using primarily administrative data. The agreement ends February 2018.

Health and Social Services

Work Performed on Behalf of Others

(Information Item)

Canadian Partnership Against Cancer -BETTER 2 - Funding from the University of Alberta to improve chronic disease prevention and screening for heart disease, diabetes and cancer and develop a sustainable coalition for the future. The agreement ended March 2015.

Canadian Partnership Against Cancer - Continuity of Care (157) - Funding from the Canadian Partnership Against Cancer to support continuity of care for First Nations, Inuit and Metis cancer patients in the NWT. Specifically, to address gaps in primary and oncology care. The agreement ends February 2017.

Canadian Partnership Against Cancer - Dialogue/Storybook Project (202) - Funding from the Canadian Partnership Against Cancer for Dialogue and Story work in support of First Nations, Inuit and Metis Cancer Patients throughout oncology and primary care transition experiences. The agreement ends January 2017.

Canadian Partnership Against Cancer - Tobacco Cessation Sharing Circle (117) - Funding from the Canadian Partnership Against Cancer to develop a Sharing Circle model for tobacco cessation and relapse prevention for NWT cancer patients and their families. The agreement ends March 2017.

Canadian Partnership Against Cancer - Co-ordinated Data Development Initiatives - Funding from the Canadian Partnership Against Cancer to develop an implementation plan for the proposed cancer treatment data pilot project. The project aims to develop the infrastructure to collect standardized data on cancer treatment across Canada. The agreement ended October 2015.

Coalitions Linking Action and Science for Prevention - Funding from the Chronic Disease Prevention Alliance of Canada to develop comprehensive school health promotion programs. The agreement ended September 2014.

Congenital Anomalies Surveillance Enhancement Project NWT (85) - Funding from the Public Health Agency of Canada to improve the capture of data on congenital anomalies in the NWT. The agreement ends March 2017.

eMental Health and Other Innovative Strategies (200) - Territorial Health Investment Funding provided by the Government of Nunavut as the project lead to develop strategies for the delivery of mental health services in remote northern communities. The agreement ends March 2017.

Electronic Immunization Registry - Funding from the Public Health Agency of Canada to develop an electronic immunization registry in the NWT to meet requirements outlined in the NWT Public Health Act. The agreement ended March 2015.

H. Pylori (45) - Funding from the University of Alberta to address community concerns about health risks from H. Pylori infections. The agreement ends March 2018.

Health Portfolio (8,019) Funding from Health Canada for health and wellness programs in the following areas: Mental Awareness; Healthy Living Chronic Disease; Healthy Children, Families and Communities. The agreement ends March 2018.

Home & Community Care (5,252) Funding from Health Canada for service delivery and supports for clients. The agreement also provides funding for Chronic Disease Management Training for home and community care nurses. The agreement ends March 2018.

Mental Health and Addictions Information Management System (133) - Funding provided by Health Canada to determine the readiness of the NWT to implement a territorial information sharing system linking mental health and addictions service providers. The agreement ends March 2017.

Health and Social Services

Work Performed on Behalf of Others

(Information Item)

Non-Insured Health Benefits (13,226) - Funding from Health Canada to provide benefits for First Nation and Inuit residents that are not covered under the Hospital or Medical Care programs. The agreement ends March 2017.

Pan Canadian Public Health Network - Funding from the Federal/Provincial/Territorial Ministries of Health to fund support staff for the P/T Co-Chair of the Pan-Canadian Public Health Network Council.

Pan-Northern Administrative Data Development (147) - Funding provided by the Public Health Agency of Canada to conduct a feasibility analysis regarding the potential development of a common set of variables that will be collected and become part of a family violence surveillance across Yukon, Northwest Territories and Nunavut. The agreement ends March 2017.

Pan-Territorial Healthy Eating - Funding provided by the Government of Yukon to Northwest Territories as the Project Lead to improve the health of northerners through healthier eating. The agreement ended March 2015.

Power Up (26) - Funding from the University of Alberta to scan progress in adoption of policies in relation to healthy food and active living in northern territories and aboriginal populations. The agreement ends September 2016.

Tłı̄ch̄ Implementation Agreement Funding (24) - Funding from the Government of Canada for implementation activities (received through DAAIR). The agreement ends August 2016.

Territorial Health Investment Fund - Medical Travel (1,000) - Funding from Health Canada to offset the cost of medical travel. The agreement ends March 2017.

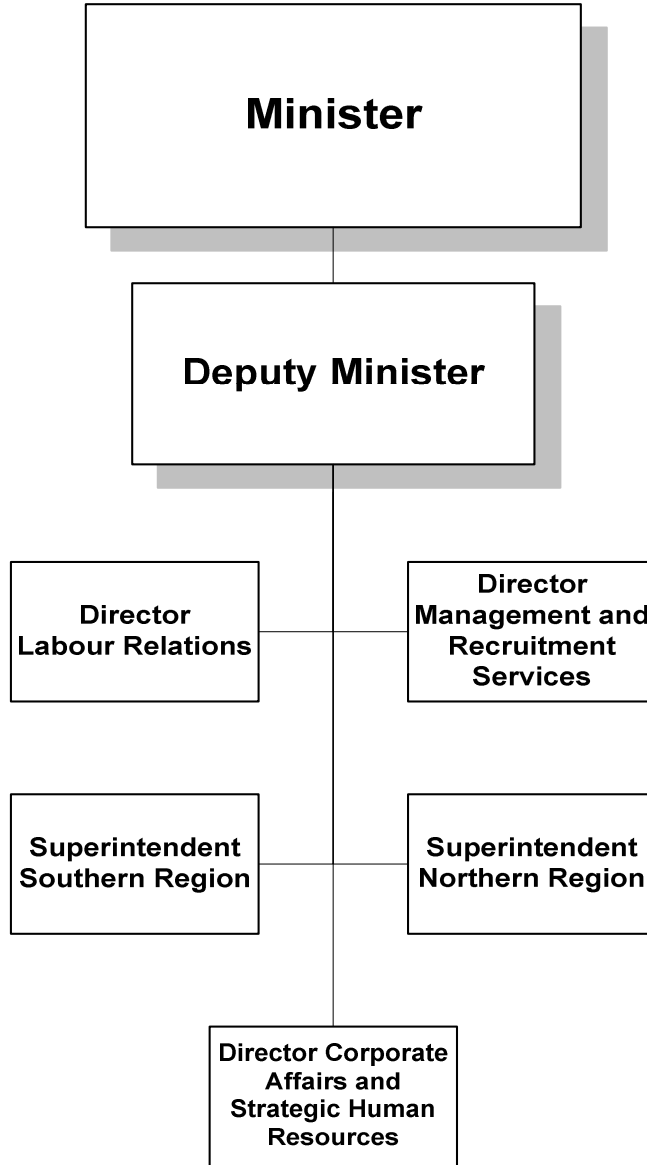
Territorial Health Investment Fund - Territorial (4,340) - Proposal based funding from Health Canada for the delivery of projects tailored to the unique needs and health system gaps, challenges and priorities of the Northwest Territories. The agreement ends March 2017.

Toll-Free Tobacco Quitline (100) - Funding from Health Canada to reduce tobacco use in the NWT by implementing a toll free quit line and to establish quit line services prior to the proposed implementation of a national toll free quit line number on tobacco packaging. The agreement ends March 2017.

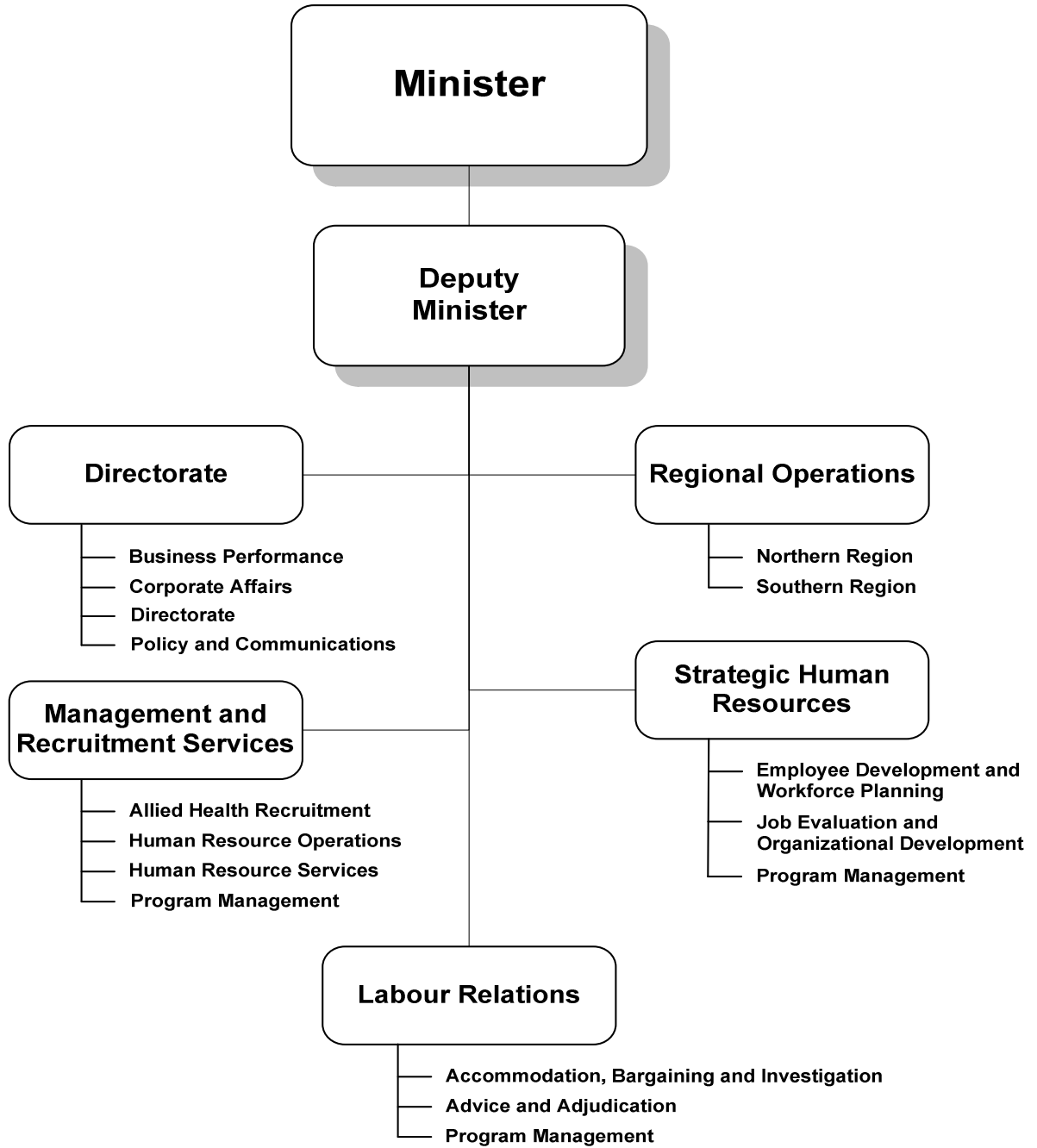
Working on Wellness in Strategic Populations (39) - Funding from the BC Healthy Living Alliance to work with employers and employees to improve healthy living policies within the workplace and improve access to relevant information. The agreement ends September 2016.

Human Resources

**Human Resources
Organizational Chart**



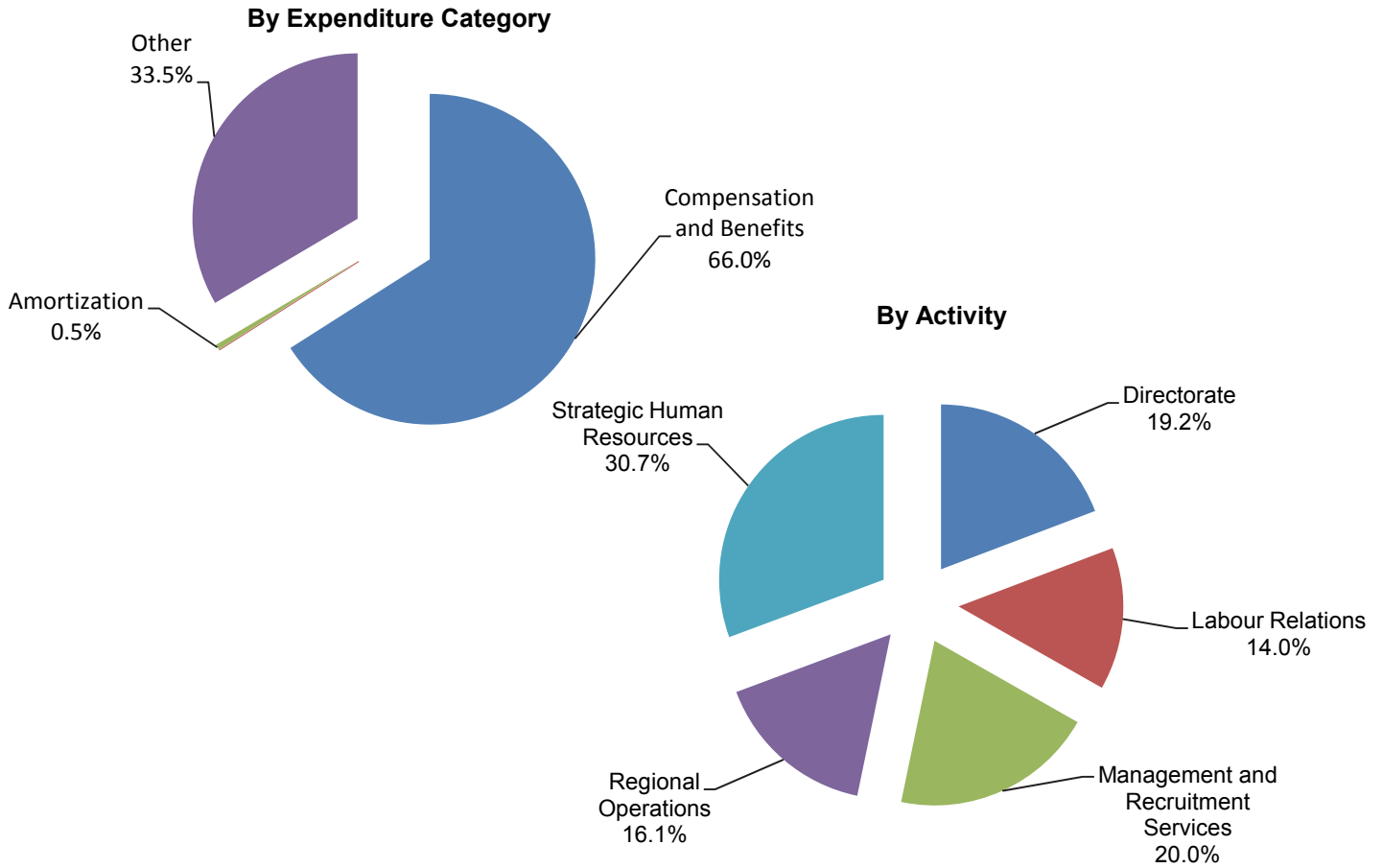
Human Resources
Accounting Structure Chart



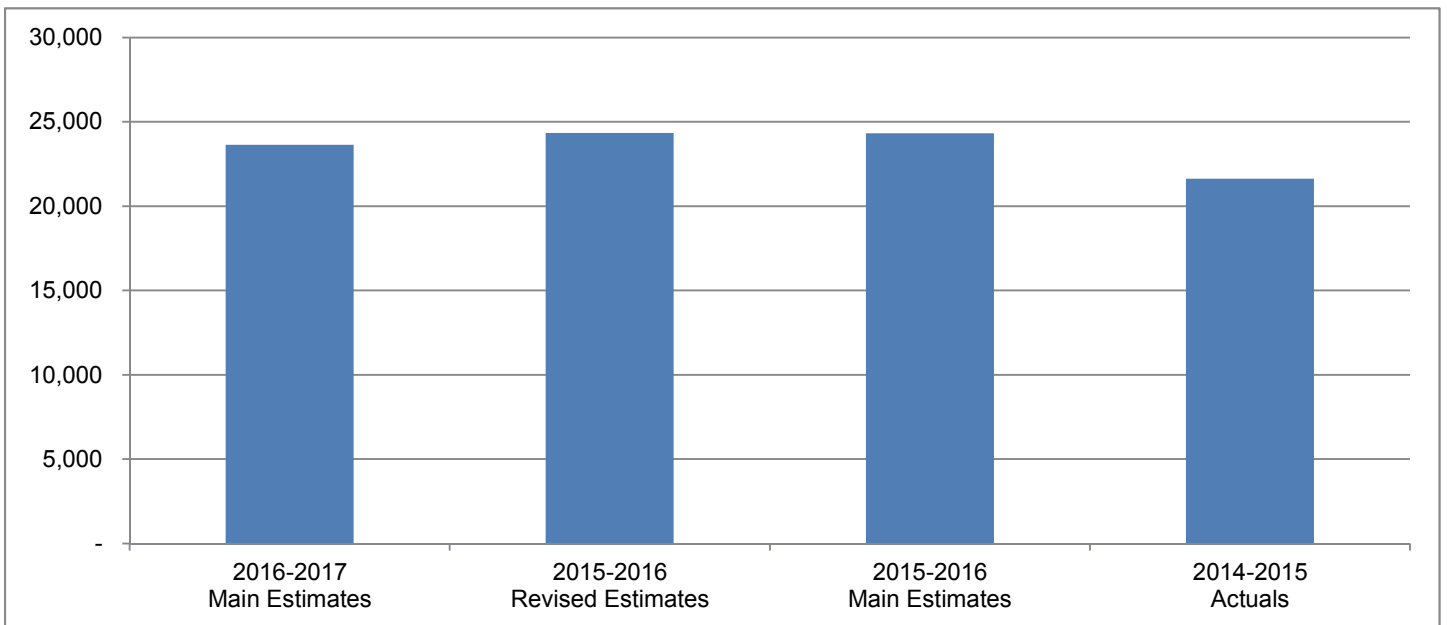
Human Resources

Graphs

Operations Expenditures



Operations Expenditures Comparison (thousands of dollars)



Human Resources

The mandate of the Department is to provide leadership and direction to the Government of the Northwest Territories, its boards and agencies, in all areas of human resource management.

(thousands of dollars)

| | 2016-2017 Main Estimates | 2015-2016 Revised Estimates | 2015-2016 Main Estimates | 2014-2015 Actuals |
|-------------------------------------|---|--|---|------------------------------|
| Activity | | | | |
| Directorate | 4,547 | 4,505 | 4,504 | 5,838 |
| Labour Relations | 3,310 | 3,292 | 3,291 | 2,608 |
| Management and Recruitment Services | 4,734 | 4,600 | 4,605 | 4,582 |
| Regional Operations | 3,799 | 3,806 | 3,797 | 3,067 |
| Strategic Human Resources | 7,254 | 8,127 | 8,127 | 5,522 |
| | 23,644 | 24,330 | 24,324 | 21,617 |
| Expenditure Category | | | | |
| Compensation and Benefits | 15,600 | 15,915 | 15,909 | 17,265 |
| Amortization | 129 | 71 | 71 | 129 |
| Chargebacks | 727 | 589 | 589 | 844 |
| Computer Hardware and Software | 54 | 109 | 109 | 29 |
| Contract Services | 3,731 | 3,615 | 3,467 | 953 |
| Controllable Assets | - | - | - | 32 |
| Fees and Payments | 2,578 | 2,633 | 2,993 | 1,617 |
| Materials and Supplies | 134 | 215 | 215 | 187 |
| Purchased Services | 391 | 848 | 636 | 347 |
| Travel | 300 | 335 | 335 | 214 |
| | 23,644 | 24,330 | 24,324 | 21,617 |
| Total Revenues | - | - | - | - |
| Total Active Positions | 116 | | 119 | |
| Infrastructure Investment | - | 476 | 440 | 305 |

Human Resources
Active Position Summary

(Information Item)

| Activity | 2016-2017 | | | | 2015-2016 | | | |
|-------------------------------------|------------|-----------|----------|------------|------------|-----------|----------|------------|
| | Full Time | Part Time | Seasonal | Total | Full Time | Part Time | Seasonal | Total |
| Activity | | | | | | | | |
| Directorate | 23 | - | - | 23 | 24 | - | - | 24 |
| Labour Relations | 19 | - | - | 19 | 19 | - | - | 19 |
| Management and Recruitment Services | 31 | - | - | 31 | 31 | - | - | 31 |
| Regional Operations | 25 | - | - | 25 | 25 | - | - | 25 |
| Strategic Human Resources | 18 | - | - | 18 | 20 | - | - | 20 |
| | 116 | - | - | 116 | 119 | - | - | 119 |
| Regional Allocation | | | | | | | | |
| Headquarters | 86 | - | - | 86 | 89 | - | - | 89 |
| North Slave | - | - | - | - | - | - | - | - |
| Tłı̄chǫ | 2 | - | - | 2 | 2 | - | - | 2 |
| South Slave | 9 | - | - | 9 | 9 | - | - | 9 |
| Dehcho | 4 | - | - | 4 | 4 | - | - | 4 |
| Sahtu | 2 | - | - | 2 | 2 | - | - | 2 |
| Beaufort Delta | 13 | - | - | 13 | 13 | - | - | 13 |
| | 116 | - | - | 116 | 119 | - | - | 119 |
| Community Allocation | | | | | | | | |
| Headquarters | 86 | - | - | 86 | 89 | - | - | 89 |
| Regional Offices | 30 | - | - | 30 | 30 | - | - | 30 |
| Other | - | - | - | - | - | - | - | - |
| | 116 | - | - | 116 | 119 | - | - | 119 |

Full Time and Part Time positions may be indeterminate positions with no end date of employment or for a fixed term. Regional Offices include positions located in Yellowknife Regional Offices (North Slave), Fort Smith, Hay River, Fort Simpson, Norman Wells and Inuvik.

Human Resources

Directorate

Activity Description

The Directorate provides leadership and administration of the Department of Human Resources. The Directorate also provides strategic/corporate human resource advice to the Minister as well as overall leadership in all areas of GNWT human resource management.

Corporate Affairs coordinates planning and reporting activities for the department, provides expert financial, policy, public relations, and information systems advice and manages the department's administrative services. The division is responsible for: the department's budget management, and records management programs; the provision of information systems and information management support to the department; providing strategic advice on departmental performance and emerging issues.

The Policy and Communications Unit develops and maintains departmental policies, as well as human resources policies across the GNWT and provides communication support to the department.

The Business Performance Unit identifies, consolidates, measures, and reports information relevant to strategic, operational, and transactional human resources goals, particularly in the areas of workforce reporting, Human Resource (HR) metrics, business process improvement and HR analytic activities.

Human Resources

Directorate

Operations Expenditure Summary

(thousands of dollars)

| | 2016-2017 Main Estimates | 2015-2016 Revised Estimates | 2015-2016 Main Estimates | 2014-2015 Actuals |
|--------------------------------|---|--|---|------------------------------|
| Program Detail | | | | |
| Business Performance | 598 | 598 | 598 | 531 |
| Corporate Affairs | 2,537 | 3,239 | 3,239 | 3,551 |
| Directorate | 437 | 668 | 667 | 1,756 |
| Policy and Communications | 975 | - | - | - |
| | 4,547 | 4,505 | 4,504 | 5,838 |
| Expenditure Category | | | | |
| Compensation and Benefits | 3,203 | 3,076 | 3,075 | 4,665 |
| Amortization | 129 | 71 | 71 | 129 |
| Chargebacks | 727 | 589 | 589 | 839 |
| Computer Hardware and Software | 6 | 105 | 105 | 19 |
| Contract Services | 370 | 436 | 436 | 43 |
| Controllable Assets | - | - | - | 21 |
| Fees and Payments | 16 | 42 | 42 | 5 |
| Materials and Supplies | 17 | 34 | 34 | 40 |
| Purchased Services | 44 | 66 | 66 | 47 |
| Travel | 35 | 86 | 86 | 30 |
| | 4,547 | 4,505 | 4,504 | 5,838 |

Human Resources

Directorate

Active Positions (Information Item)

| | 2016-2017 | | | | 2015-2016 | | | |
|-----------------------------|--------------|--------------|----------|-----------|--------------|--------------|----------|-----------|
| | Full Time | Part Time | Seasonal | Total | Full Time | Part Time | Seasonal | Total |
| Regional Allocation | | | | | | | | |
| Headquarters | 22 | - | - | 22 | 23 | - | - | 23 |
| North Slave | - | - | - | - | - | - | - | - |
| Tłı̨chǫ | - | - | - | - | - | - | - | - |
| South Slave | - | - | - | - | - | - | - | - |
| Dehcho | 1 | - | - | 1 | 1 | - | - | 1 |
| Sahtu | - | - | - | - | - | - | - | - |
| Beaufort Delta | - | - | - | - | - | - | - | - |
| | 23 | - | - | 23 | 24 | - | - | 24 |
| Community Allocation | | | | | | | | |
| Headquarters | 22 | - | - | 22 | 23 | - | - | 23 |
| Regional Offices | 1 | - | - | 1 | 1 | - | - | 1 |
| Other | - | - | - | - | - | - | - | - |
| | 23 | - | - | 23 | 24 | - | - | 24 |

Full Time and Part Time positions may be indeterminate positions with no end date of employment or for a fixed term. Regional Offices include positions located in Yellowknife Regional Offices (North Slave), Fort Smith, Hay River, Fort Simpson, Norman Wells and Inuvik.

Human Resources

Labour Relations

Activity Description

The Labour Relations Division is responsible for undertaking the strategic management of terms and conditions of employment for public servants that promote harmonious labour/management relations, productive work environments, and fair and consistent treatment of staff. The Division is responsible for the consistent application of the Duty to Accommodate Injury and Disability Policy and Guidelines and the Harassment Free and Respectful Workplace Policy and Guidelines.

Advice and Adjudication provides advanced labour relations advice to managers and human resource staff including collective agreement interpretations, human rights requirements and other employment contract interpretations.

Accommodations, Bargaining and Investigation is responsible for implementation of the Duty to Accommodate Policy, investigations conducted under the Respectful Workplace and Harassment Free Policy, and collective bargaining on behalf of the GNWT.

Human Resources

Labour Relations

Operations Expenditure Summary

(thousands of dollars)

| | 2016-2017 Main Estimates | 2015-2016 Revised Estimates | 2015-2016 Main Estimates | 2014-2015 Actuals |
|---|---|--|---|------------------------------|
| Program Detail | | | | |
| Accommodation, Bargaining & Investigation | 1,378 | 1,470 | 1,470 | 868 |
| Advice & Adjudication | 1,525 | 1,525 | 1,525 | 1,319 |
| Program Management | 407 | 297 | 296 | 421 |
| | 3,310 | 3,292 | 3,291 | 2,608 |
| Expenditure Category | | | | |
| Compensation and Benefits | 2,689 | 2,570 | 2,569 | 2,298 |
| Chargebacks | - | - | - | 1 |
| Computer Hardware and Software | 12 | - | - | 1 |
| Contract Services | 448 | 450 | 450 | 154 |
| Controllable Assets | - | - | - | 2 |
| Fees and Payments | 39 | 123 | 123 | 66 |
| Materials and Supplies | 10 | 53 | 53 | 25 |
| Purchased Services | 18 | 20 | 20 | 23 |
| Travel | 94 | 76 | 76 | 38 |
| | 3,310 | 3,292 | 3,291 | 2,608 |

Human Resources

Labour Relations

Active Positions (Information Item)

| | 2016-2017 | | | | 2015-2016 | | | |
|-----------------------------|--------------|--------------|----------|-----------|--------------|--------------|----------|-------|
| | Full Time | Part Time | Seasonal | Total | Full Time | Part Time | Seasonal | Total |
| Regional Allocation | | | | | | | | |
| Headquarters | 17 | - | - | 17 | 17 | - | - | 17 |
| North Slave | - | - | - | - | - | - | - | - |
| Tłı̨chǫ | - | - | - | - | - | - | - | - |
| South Slave | 1 | - | - | 1 | 1 | - | - | 1 |
| Dehcho | - | - | - | - | - | - | - | - |
| Sahtu | - | - | - | - | - | - | - | - |
| Beaufort Delta | 1 | - | - | 1 | 1 | - | - | 1 |
| | 19 | - | - | 19 | 19 | - | - | 19 |
| Community Allocation | | | | | | | | |
| Headquarters | 17 | - | - | 17 | 17 | - | - | 17 |
| Regional Offices | 2 | - | - | 2 | 2 | - | - | 2 |
| Other | - | - | - | - | - | - | - | - |
| | 19 | - | - | 19 | 19 | - | - | 19 |

Full Time and Part Time positions may be indeterminate positions with no end date of employment or for a fixed term. Regional Offices include positions located in Yellowknife Regional Offices (North Slave), Fort Smith, Hay River, Fort Simpson, Norman Wells and Inuvik.

Human Resources

Management and Recruitment Services

Activity Description

The Management and Recruitment Services Division is responsible for the provision of front-line general human resource services, which includes recruitment, administration of job competitions, client department support, and strategic advice to government-wide management in the area of human resource management.

Human Resource Services provides general human resource services through two client service centres: Yellowknife and Tẖcẖ. Human resource services include recruitment, administration of job competitions, labour relations advice, job description review, employee development and support to managers for human resource management, planning and employee recognition.

Allied Health Recruitment Unit provides specialized recruitment of allied health professionals in all regions.

Human Resource Operations provides comprehensive advice and support to guide recruitment and ensure corporate consistency.

Human Resources
Management and Recruitment Services
Operations Expenditure Summary

(thousands of dollars)

| | 2016-2017 Main Estimates | 2015-2016 Revised Estimates | 2015-2016 Main Estimates | 2014-2015 Actuals |
|--------------------------------|---|--|---|------------------------------|
| Program Detail | | | | |
| Allied Health Recruitment | 489 | 489 | 489 | 891 |
| Human Resource Operations | 666 | 454 | 454 | 530 |
| Human Resource Services | 3,093 | 3,092 | 3,092 | 2,808 |
| Program Management | 486 | 565 | 570 | 353 |
| | 4,734 | 4,600 | 4,605 | 4,582 |
| Expenditure Category | | | | |
| Compensation and Benefits | 4,089 | 4,205 | 4,210 | 4,418 |
| Computer Hardware and Software | 24 | 4 | 4 | - |
| Contract Services | 350 | 8 | 8 | - |
| Controllable Assets | - | - | - | 4 |
| Fees and Payments | 38 | 19 | 19 | 1 |
| Materials and Supplies | 40 | 48 | 48 | 33 |
| Purchased Services | 135 | 277 | 277 | 110 |
| Travel | 58 | 39 | 39 | 16 |
| | 4,734 | 4,600 | 4,605 | 4,582 |

Human Resources

Management and Recruitment Services

Active Positions (Information Item)

| | 2016-2017 | | | | 2015-2016 | | | |
|-----------------------------|--------------|--------------|----------|-----------|--------------|--------------|----------|-----------|
| | Full Time | Part Time | Seasonal | Total | Full Time | Part Time | Seasonal | Total |
| Regional Allocation | | | | | | | | |
| Headquarters | 29 | - | - | 29 | 29 | - | - | 29 |
| North Slave | - | - | - | - | - | - | - | - |
| Tłı̨chǫ | 2 | - | - | 2 | 2 | - | - | 2 |
| South Slave | - | - | - | - | - | - | - | - |
| Dehcho | - | - | - | - | - | - | - | - |
| Sahtu | - | - | - | - | - | - | - | - |
| Beaufort Delta | - | - | - | - | - | - | - | - |
| | 31 | - | - | 31 | 31 | - | - | 31 |
| Community Allocation | | | | | | | | |
| Headquarters | 29 | - | - | 29 | 29 | - | - | 29 |
| Regional Offices | 2 | - | - | 2 | 2 | - | - | 2 |
| Other | - | - | - | - | - | - | - | - |
| | 31 | - | - | 31 | 31 | - | - | 31 |

Full Time and Part Time positions may be indeterminate positions with no end date of employment or for a fixed term. Regional Offices include positions located in Yellowknife Regional Offices (North Slave), Fort Smith, Hay River, Fort Simpson, Norman Wells and Inuvik.

Human Resources

Regional Operations

Activity Description

The Regional Service Centres are responsible for the provision of front-line general human resource services, as well as strategic advice and guidance in the areas of human resource management and planning to regional management that support the recruitment and retention of the public service. Human resource services include recruitment, labour relations advice, job description review, employee development, and support for human resource planning and employee recognition.

The Northern Region consists of the Inuvik and Sahtu Service Centres.

The Southern Region consists of the Fort Smith, Hay River and Dehcho Service Centres.

Human Resources
Regional Operations
Operations Expenditure Summary

(thousands of dollars)

| | 2016-2017 Main Estimates | 2015-2016 Revised Estimates | 2015-2016 Main Estimates | 2014-2015 Actuals |
|--------------------------------|---|--|---|------------------------------|
| Program Detail | | | | |
| Northern Region | 1,900 | 1,904 | 1,899 | 1,672 |
| Southern Region | 1,899 | 1,902 | 1,898 | 1,395 |
| | 3,799 | 3,806 | 3,797 | 3,067 |
| Expenditure Category | | | | |
| Compensation and Benefits | 3,412 | 3,249 | 3,240 | 2,779 |
| Computer Hardware and Software | - | - | - | 3 |
| Contract Services | 76 | 42 | 42 | 30 |
| Controllable Assets | - | - | - | 2 |
| Fees and Payments | 155 | 261 | 261 | 45 |
| Materials and Supplies | 31 | 57 | 57 | 48 |
| Purchased Services | 55 | 85 | 85 | 105 |
| Travel | 70 | 112 | 112 | 55 |
| | 3,799 | 3,806 | 3,797 | 3,067 |

Human Resources

Regional Operations

Active Positions (Information Item)

| | 2016-2017 | | | | 2015-2016 | | | |
|-----------------------------|--------------|--------------|----------|-----------|--------------|--------------|----------|-----------|
| | Full Time | Part Time | Seasonal | Total | Full Time | Part Time | Seasonal | Total |
| Regional Allocation | | | | | | | | |
| Headquarters | - | - | - | - | - | - | - | - |
| North Slave | - | - | - | - | - | - | - | - |
| Tłı̄chǫ | - | - | - | - | - | - | - | - |
| South Slave | 8 | - | - | 8 | 8 | - | - | 8 |
| Dehcho | 3 | - | - | 3 | 3 | - | - | 3 |
| Sahtu | 2 | - | - | 2 | 2 | - | - | 2 |
| Beaufort Delta | 12 | - | - | 12 | 12 | - | - | 12 |
| | 25 | - | - | 25 | 25 | - | - | 25 |
| Community Allocation | | | | | | | | |
| Headquarters | - | - | - | - | - | - | - | - |
| Regional Offices | 25 | - | - | 25 | 25 | - | - | 25 |
| Other | - | - | - | - | - | - | - | - |
| | 25 | - | - | 25 | 25 | - | - | 25 |

Full Time and Part Time positions may be indeterminate positions with no end date of employment or for a fixed term. Regional Offices include positions located in Yellowknife Regional Offices (North Slave), Fort Smith, Hay River, Fort Simpson, Norman Wells and Inuvik.

Human Resources

Strategic Human Resources

Activity Description

The Strategic Human Resources Division is responsible for leading government-wide human resource management. The Division is responsible for leading government-wide human resource management, including the implementation of *20/20: A Brilliant North, the NWT Public Service Strategic Plan*.

Job Evaluation and Organizational Development coordinates the evaluation of GNWT positions through implementation of the Hay Job Evaluation System, provides training on the job evaluation system and the creation of job descriptions, maintains GNWT organization charts and provides advice and support to management on organizational development.

Employee Development and Workforce Planning manages the development and implementation of government-wide human resource management programs particularly in the areas of retention; workforce planning; employee recognition; management, leadership, and employee development; health and wellness; workplace safety; and diversity. The Unit also provides specialized recruitment advice as well as planning and implementation, in partnership with Management and Recruitment Services, of specialized recruitment programs, strategies and initiatives.

Human Resources
Strategic Human Resources
Operations Expenditure Summary

(thousands of dollars)

| | 2016-2017 Main Estimates | 2015-2016 Revised Estimates | 2015-2016 Main Estimates | 2014-2015 Actuals |
|---|---|--|---|------------------------------|
| Program Detail | | | | |
| Employee Development & Workforce Planning | 6,136 | 6,271 | 6,271 | 4,308 |
| Job Evaluation & Organizational Development | 1,118 | 1,117 | 1,117 | 906 |
| Program Management | - | 739 | 739 | 308 |
| | 7,254 | 8,127 | 8,127 | 5,522 |
| Expenditure Category | | | | |
| Compensation and Benefits | 2,207 | 2,815 | 2,815 | 3,105 |
| Chargebacks | - | - | - | 4 |
| Computer Hardware and Software | 12 | - | - | 6 |
| Contract Services | 2,487 | 2,679 | 2,531 | 726 |
| Controllable Assets | - | - | - | 3 |
| Fees and Payments | 2,330 | 2,188 | 2,548 | 1,500 |
| Materials and Supplies | 36 | 23 | 23 | 41 |
| Purchased Services | 139 | 400 | 188 | 62 |
| Travel | 43 | 22 | 22 | 75 |
| | 7,254 | 8,127 | 8,127 | 5,522 |

Human Resources

Strategic Human Resources

Active Positions (Information Item)

| | 2016-2017 | | | | 2015-2016 | | | |
|-----------------------------|--------------|--------------|----------|-----------|--------------|--------------|----------|-----------|
| | Full Time | Part Time | Seasonal | Total | Full Time | Part Time | Seasonal | Total |
| Regional Allocation | | | | | | | | |
| Headquarters | 18 | - | - | 18 | 20 | - | - | 20 |
| North Slave | - | - | - | - | - | - | - | - |
| Tłıchǫ | - | - | - | - | - | - | - | - |
| South Slave | - | - | - | - | - | - | - | - |
| Dehcho | - | - | - | - | - | - | - | - |
| Sahtu | - | - | - | - | - | - | - | - |
| Beaufort Delta | - | - | - | - | - | - | - | - |
| | 18 | - | - | 18 | 20 | - | - | 20 |
| Community Allocation | | | | | | | | |
| Headquarters | 18 | - | - | 18 | 20 | - | - | 20 |
| Regional Offices | - | - | - | - | - | - | - | - |
| Other | - | - | - | - | - | - | - | - |
| | 18 | - | - | 18 | 20 | - | - | 20 |

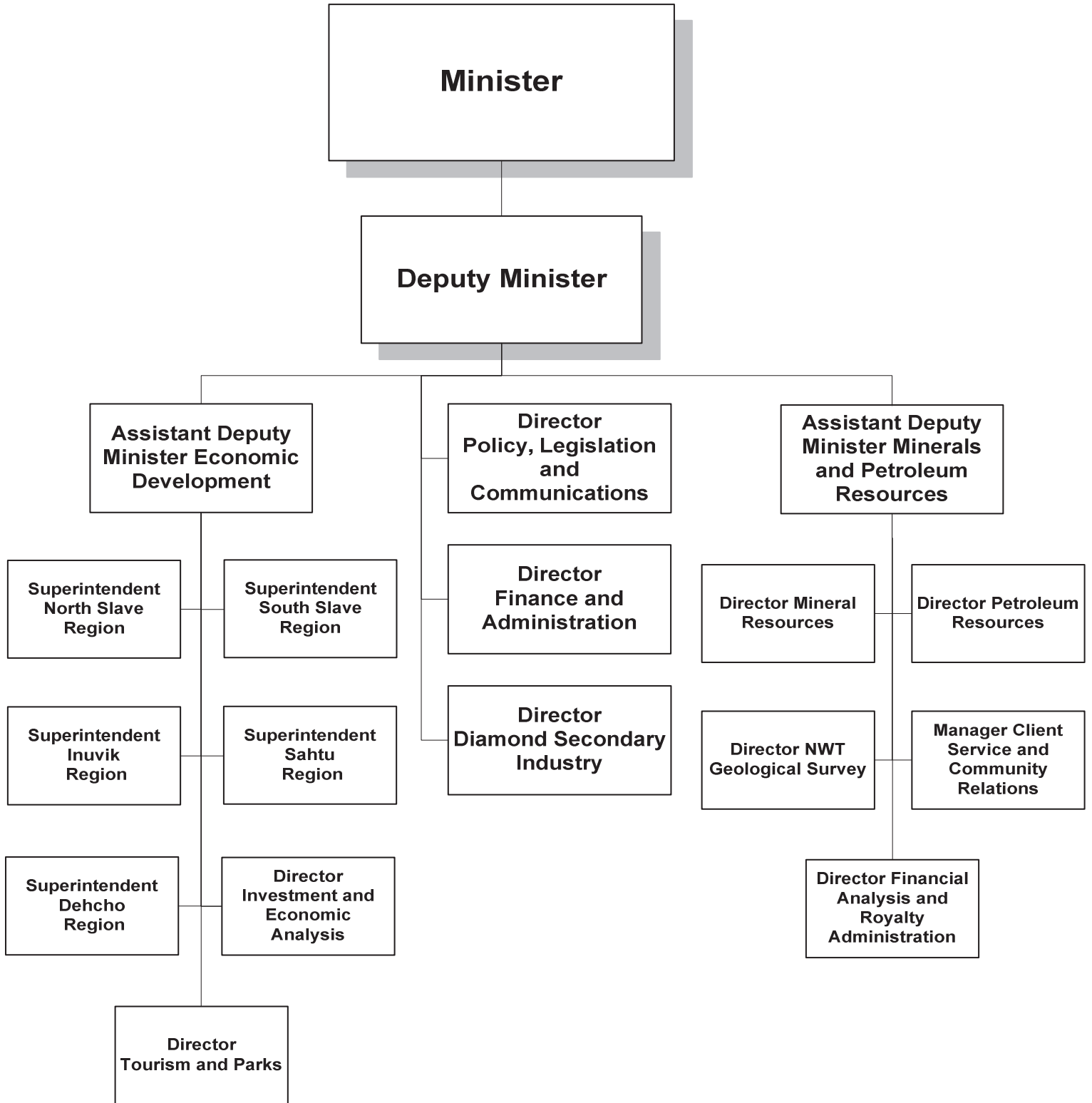
Full Time and Part Time positions may be indeterminate positions with no end date of employment or for a fixed term. Regional Offices include positions located in Yellowknife Regional Offices (North Slave), Fort Smith, Hay River, Fort Simpson, Norman Wells and Inuvik.

This page intentionally left blank

Industry, Tourism and Investment

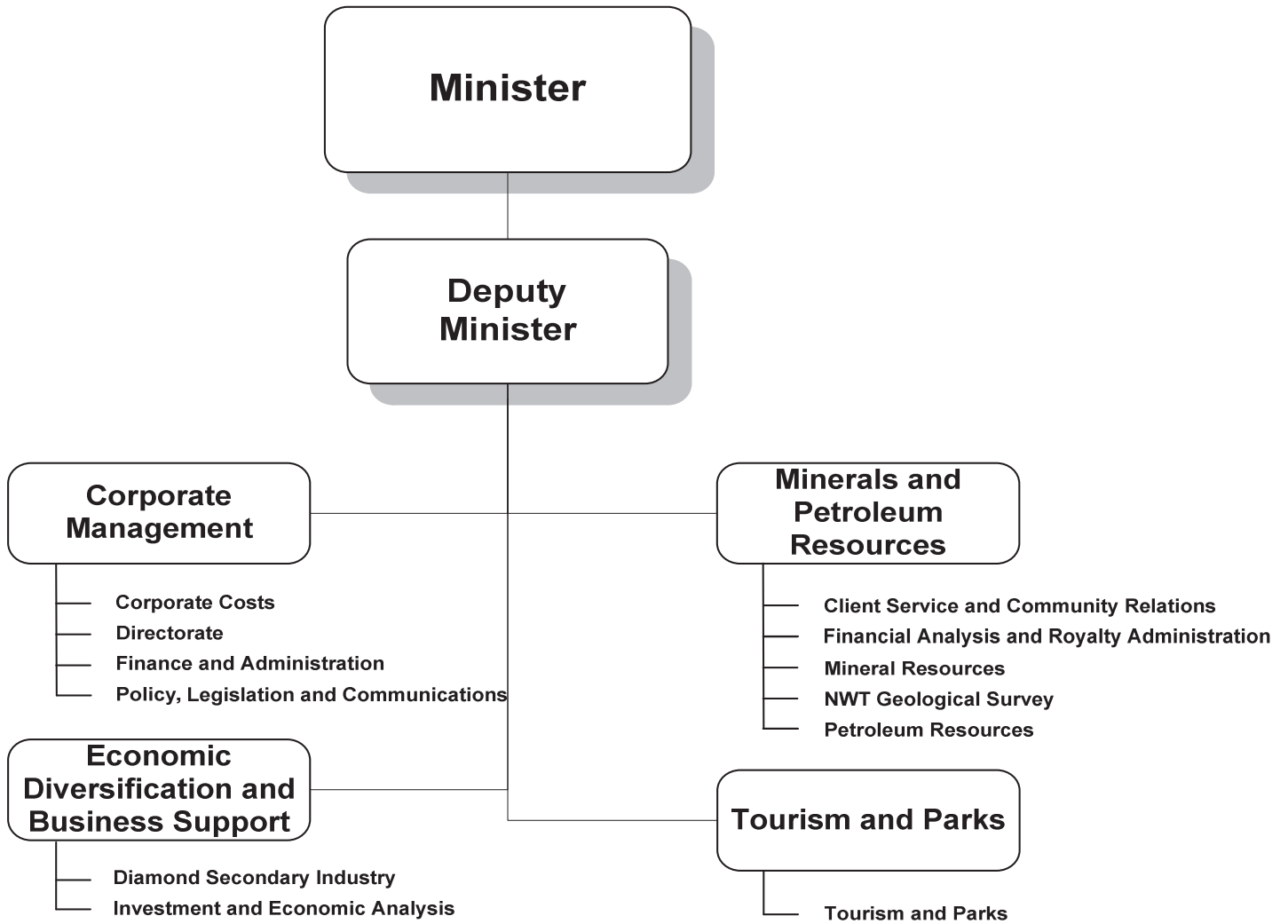
Industry, Tourism and Investment

Organizational Chart



Industry, Tourism and Investment

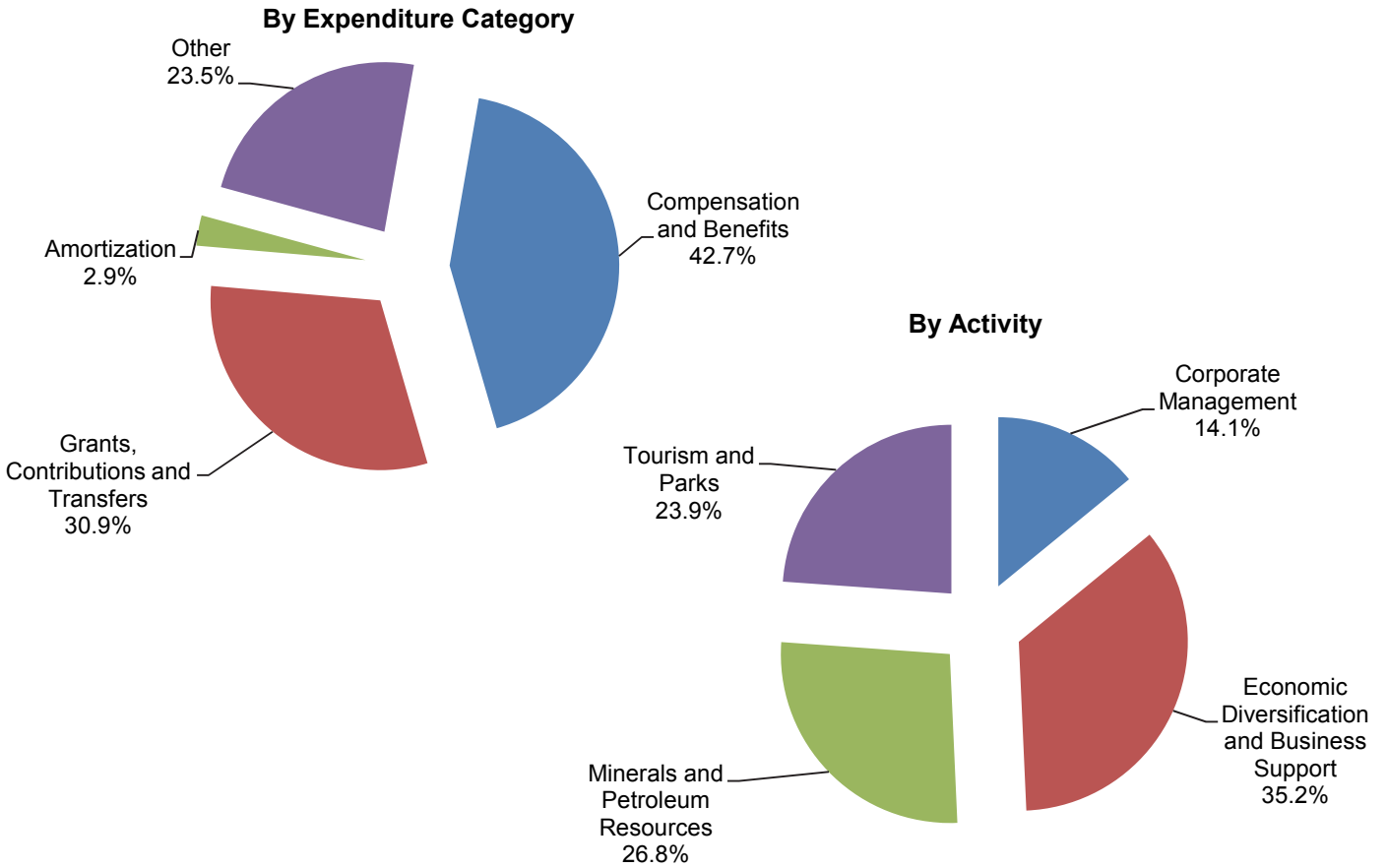
Accounting Structure Chart



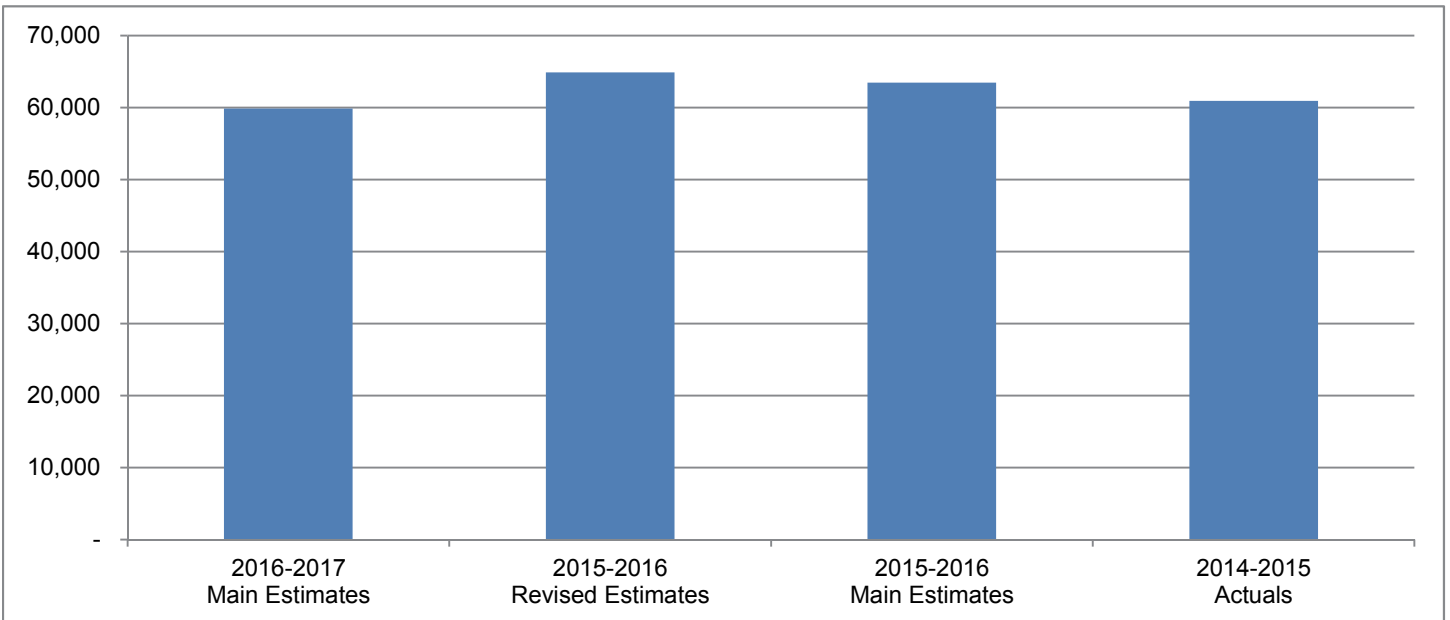
Industry, Tourism and Investment

Graphs

Operations Expenditures



Operations Expenditures Comparison (thousands of dollars)



Industry, Tourism and Investment

The mandate of the Minister and the Department of Industry, Tourism and Investment (ITI) is to promote economic self-sufficiency through the responsible development of Northwest Territories (NWT) mineral and petroleum resources; the development of natural resource industries, including agriculture, commercial fishing and the traditional economy; and the promotion and support of tourism, trade and investment, business, and manufacturing and secondary industries, to create a prosperous, diverse and sustainable economy for the benefit of all NWT residents.

| | (thousands of dollars) | | | |
|---|--------------------------------|-----------------------------------|--------------------------------|----------------------|
| | 2016-2017 Main Estimates | 2015-2016 Revised Estimates | 2015-2016 Main Estimates | 2014-2015 Actuals |
| Activity | | | | |
| Corporate Management | 8,422 | 9,326 | 9,315 | 10,962 |
| Economic Diversification and Business Support | 21,087 | 23,203 | 22,776 | 20,982 |
| Minerals and Petroleum Resources | 16,078 | 18,150 | 17,175 | 15,520 |
| Tourism and Parks | 14,283 | 14,193 | 14,191 | 13,466 |
| | 59,870 | 64,872 | 63,457 | 60,930 |
| Expenditure Category | | | | |
| Compensation and Benefits | 25,574 | 27,499 | 27,123 | 26,549 |
| Grants, Contributions and Transfers | 18,480 | 18,427 | 18,427 | 18,172 |
| Amortization | 1,728 | 1,485 | 1,485 | 1,343 |
| Chargebacks | 985 | 991 | 991 | 1,039 |
| Computer Hardware and Software | 204 | 283 | 252 | 376 |
| Contract Services | 8,349 | 10,670 | 9,691 | 6,301 |
| Controllable Assets | 254 | 531 | 501 | 482 |
| Fees and Payments | 340 | 346 | 346 | 425 |
| Materials and Supplies | 1,117 | 1,338 | 1,338 | 2,483 |
| Purchased Services | 1,052 | 1,113 | 1,113 | 1,264 |
| Travel | 1,436 | 1,883 | 1,884 | 2,086 |
| Utilities | 351 | 306 | 306 | 302 |
| Valuation Allowances | - | - | - | 108 |
| | 59,870 | 64,872 | 63,457 | 60,930 |
| Total Revenues | 62,852 | 63,129 | 81,031 | 68,445 |
| Total Active Positions | 183 | | 200 | |
| Infrastructure Investment | 3,598 | 7,456 | 2,575 | 2,428 |

Industry, Tourism and Investment

Revenue Summary

(Information Item)

(thousands of dollars)

| | 2016-2017 Main Estimates | 2015-2016 Revised Estimates | 2015-2016 Main Estimates | 2014-2015 Actuals |
|---------------------------------------|--------------------------------|-----------------------------------|--------------------------------|----------------------|
| Transfer Payments | | | | |
| Capital Transfers | - | - | - | 2,639 |
| Federal Cost Shared | - | - | - | (214) |
| | - | - | - | 2,425 |
| Non-renewable Resource Revenue | | | | |
| Minerals, Oil and Gas Royalties | 59,810 | 60,799 | 78,715 | 62,831 |
| Licences, Rental and Other Fees | 2,207 | 2,203 | 2,203 | 3,059 |
| | 62,017 | 63,002 | 80,918 | 65,890 |
| General | | | | |
| <i>Regulatory Revenues</i> | | | | |
| Petroleum Fees | 52 | 52 | 52 | 95 |
| Egg Marketing Levy | 35 | 35 | 35 | 12 |
| Tourism Operators Licences | 21 | 21 | 21 | 21 |
| Park permits and other fees | 700 | - | - | - |
| <i>Service and Miscellaneous</i> | | | | |
| Nominee Program | 22 | 14 | - | - |
| Parks Merchandise | 5 | 5 | 5 | 2 |
| | 835 | 127 | 113 | 130 |
| | 62,852 | 63,129 | 81,031 | 68,445 |

Industry, Tourism and Investment

Active Position Summary

(Information Item)

| | 2016-2017 | | | | 2015-2016 | | | |
|---|------------|-----------|-----------|------------|------------|-----------|-----------|------------|
| | Full Time | Part Time | Seasonal | Total | Full Time | Part Time | Seasonal | Total |
| Activity | | | | | | | | |
| Corporate Management | 39 | - | - | 39 | 43 | - | - | 43 |
| Economic Diversification and Business Support | 50 | - | - | 50 | 52 | - | - | 52 |
| Minerals and Petroleum Resources | 58 | - | - | 58 | 69 | - | - | 69 |
| Tourism and Parks | 20 | - | 16 | 36 | 20 | - | 16 | 36 |
| | 167 | - | 16 | 183 | 184 | - | 16 | 200 |
| Regional Allocation | | | | | | | | |
| Headquarters | 98 | - | - | 98 | 106 | - | - | 106 |
| North Slave | 11 | - | 5 | 16 | 11 | - | 5 | 16 |
| Tłı̄chǫ | 3 | - | - | 3 | 3 | - | - | 3 |
| South Slave | 20 | - | 2 | 22 | 26 | - | 2 | 28 |
| Dehcho | 8 | - | 1 | 9 | 9 | - | 1 | 10 |
| Sahtu | 7 | - | - | 7 | 7 | - | - | 7 |
| Beaufort Delta | 20 | - | 8 | 28 | 22 | - | 8 | 30 |
| | 167 | - | 16 | 183 | 184 | - | 16 | 200 |
| Community Allocation | | | | | | | | |
| Headquarters | 98 | - | - | 98 | 106 | - | - | 106 |
| Regional Offices | 63 | - | 12 | 75 | 71 | - | 12 | 83 |
| Other | 6 | - | 4 | 10 | 7 | - | 4 | 11 |
| | 167 | - | 16 | 183 | 184 | - | 16 | 200 |

Full Time and Part Time positions may be indeterminate positions with no end date of employment or for a fixed term. Regional Offices include positions located in Yellowknife Regional Offices (North Slave), Fort Smith, Hay River, Fort Simpson, Norman Wells and Inuvik.

Industry, Tourism and Investment

NWT Business Development and Investment Corporation

Active Positions (Information Item)

| | 2016-2017 | | | | 2015-2016 | | | |
|-----------------------------|--------------|--------------|----------|-----------|--------------|--------------|----------|-----------|
| | Full Time | Part Time | Seasonal | Total | Full Time | Part Time | Seasonal | Total |
| Regional Allocation | | | | | | | | |
| Headquarters | 15 | - | - | 15 | 15 | - | - | 15 |
| North Slave | - | - | - | - | - | - | - | - |
| Tłı̨chǫ | - | - | - | - | - | - | - | - |
| South Slave | - | - | - | - | - | - | - | - |
| Dehcho | - | - | - | - | - | - | - | - |
| Sahtu | - | - | - | - | - | - | - | - |
| Beaufort Delta | - | - | - | - | - | - | - | - |
| | 15 | - | - | 15 | 15 | - | - | 15 |
| Community Allocation | | | | | | | | |
| Headquarters | 15 | - | - | 15 | 15 | - | - | 15 |
| Regional Offices | - | - | - | - | - | - | - | - |
| Other | - | - | - | - | - | - | - | - |
| | 15 | - | - | 15 | 15 | - | - | 15 |

Full Time and Part Time positions may be indeterminate positions with no end date of employment or for a fixed term. Regional Offices include positions located in Yellowknife Regional Offices (North Slave), Fort Smith, Hay River, Fort Simpson, Norman Wells and Inuvik.

Industry, Tourism and Investment

Corporate Management

Activity Description

Corporate Management activity provides overall management, strategic planning, policy and legislative development, financial and information services, communication and leadership, to ITI's Divisions and Regional Offices, enabling ITI to respond effectively to the priorities of the Legislative Assembly.

Directorate includes the Deputy Minister, the Assistant Deputy Minister Economic Development, and the Assistant Deputy Minister Mineral and Petroleum Resources. It guides the overall planning and execution of instructions from the Minister of ITI and the Legislative Assembly and Executive Council. The Deputy Minister and Assistant Deputy Ministers provide strategic advice and support to the Minister of ITI and to the department.

Policy, Legislation and Communications provides services related to policy, communications, Executive Council and Financial Management Board submissions, legislation, and intergovernmental and interdepartmental affairs. It is responsible for Access to Information requests and departmental trademarks and copyright. It also participates in land and resource management initiatives on behalf of ITI, including environmental impact assessments and regulatory matters, as well as land claim and self-government agreement negotiations and implementation.

Finance and Administration provides financial management and administrative services to ITI. These services include providing advice to senior managers on financial management, financial control, financial submissions, and leading the Main Estimates process.

Corporate Costs captures ITI-wide costs such as Technology Service Center chargebacks.

Housed in the Department of Lands, Informatics provides strategic advice and guidance on the use of information and technology in support of ITI programs and services, and broad information management services to ITI, Environment and Natural Resources, and Lands, including: information systems and internet development, implementation and operations, geomatics and geographic information systems, data and analysis, and records and library services for electronic and printed and visual services.

Industry, Tourism and Investment

Corporate Management

Operations Expenditure Summary

(thousands of dollars)

| | 2016-2017 Main Estimates | 2015-2016 Revised Estimates | 2015-2016 Main Estimates | 2014-2015 Actuals |
|--|--------------------------------|-----------------------------------|--------------------------------|----------------------|
| Program Detail | | | | |
| Corporate Costs | 1,372 | 1,379 | 1,379 | 3,289 |
| Directorate | 2,911 | 3,696 | 3,693 | 3,960 |
| Finance and Administration | 1,542 | 1,542 | 1,538 | 1,693 |
| Policy, Legislation and Communications | 2,597 | 2,709 | 2,705 | 2,020 |
| | 8,422 | 9,326 | 9,315 | 10,962 |
| Expenditure Category | | | | |
| Compensation and Benefits | 6,069 | 6,597 | 6,586 | 7,909 |
| Amortization | 72 | 74 | 74 | 409 |
| Chargebacks | 985 | 991 | 991 | 1,017 |
| Computer Hardware and Software | 10 | 10 | 10 | 17 |
| Contract Services | 400 | 671 | 671 | 113 |
| Controllable Assets | 1 | 1 | 1 | 45 |
| Fees and Payments | 49 | 49 | 49 | 33 |
| Materials and Supplies | 136 | 145 | 145 | 491 |
| Purchased Services | 439 | 455 | 455 | 357 |
| Travel | 243 | 315 | 315 | 449 |
| Utilities | 18 | 18 | 18 | 14 |
| Valuation Allowances | - | - | - | 108 |
| | 8,422 | 9,326 | 9,315 | 10,962 |

Industry, Tourism and Investment

Corporate Management

Active Positions (Information Item)

| | 2016-2017 | | | | 2015-2016 | | | |
|-----------------------------|-----------|-----------|----------|-----------|-----------|-----------|----------|-----------|
| | Full Time | Part Time | Seasonal | Total | Full Time | Part Time | Seasonal | Total |
| Regional Allocation | | | | | | | | |
| Headquarters | 27 | - | - | 27 | 27 | - | - | 27 |
| North Slave | 2 | - | - | 2 | 2 | - | - | 2 |
| Tłı̄chǫ | 1 | - | - | 1 | 1 | - | - | 1 |
| South Slave | 3 | - | - | 3 | 6 | - | - | 6 |
| Dehcho | 2 | - | - | 2 | 3 | - | - | 3 |
| Sahtu | 2 | - | - | 2 | 2 | - | - | 2 |
| Beaufort Delta | 2 | - | - | 2 | 2 | - | - | 2 |
| | 39 | - | - | 39 | 43 | - | - | 43 |
| Community Allocation | | | | | | | | |
| Headquarters | 27 | - | - | 27 | 27 | - | - | 27 |
| Regional Offices | 11 | - | - | 11 | 15 | - | - | 15 |
| Other | 1 | - | - | 1 | 1 | - | - | 1 |
| | 39 | - | - | 39 | 43 | - | - | 43 |

Full Time and Part Time positions may be indeterminate positions with no end date of employment or for a fixed term. Regional Offices include positions located in Yellowknife Regional Offices (North Slave), Fort Smith, Hay River, Fort Simpson, Norman Wells and Inuvik.

Industry, Tourism and Investment

Economic Diversification and Business Support

Activity Description

The Economic Diversification and Business Support activity consists of Investment and Economic Analysis Division within ITI, as well as the NWT Business Development and Investment Corporation (BDIC), Community Futures Development Corporations (Community Futures), and the Diamond Secondary Industry Division (DSI).

ITI encourages investment in the NWT by providing economic analysis, and regional market and economic data for both business and government. It supports informed decision-making by providing economic data, market intelligence, sector information, and opportunity studies. In conjunction with the BDIC and Community Futures Development Organizations, ITI provides business advice and access to investment capital. These activities are delivered through the Investment and Economic Analysis Division (IEA) and Regional Offices, the BDIC, and funding Community Futures Development Organizations.

ITI Regional Offices supply program guidance, support, advice, and assistance at the community level. Regional representatives are experienced, knowledgeable and well networked with organizations, financial institutions, and government departments and agencies. ITI works with business associations such as the NWT Chamber of Commerce and the NWT Construction Association, as well as with professional associations, to promote the NWT as a place to work, invest and live.

IEA leads the development of programs and initiatives in support of the NWT's Traditional Economy. Specific programs support arts and fine crafts, agriculture, fisheries, trapping and commercial game harvesting. Regional Offices implement the traditional economy programming. IEA is also the GNWT lead on internal and international trade matters, including negotiations relating to the Agreement on Internal Trade, and providing support for the GNWT's participation in the Pacific Northwest Economic Region, the Canada - European Union Comprehensive Economic Trade Agreement, and other international trade agreements. Through the Hay River office, Investment and Economic Analysis is also responsible for the administration of the GNWT Business Incentive Policy and the GNWT Contracts Registry and Reporting System, which promote business opportunities for contracting with the GNWT.

DSI is responsible for the administration of the Diamond Policy Framework and negotiating agreements guaranteeing Approved NWT Diamond Manufacturers (ANDM) access to rough diamonds produced by NWT mines, and for ensuring implementation of those agreements. DSI also administers the GNWT Diamond Certification Program, and negotiates and administers agreements that license the use of GNWT diamond trademarks by ANDMs.

Industry, Tourism and Investment
Economic Diversification and Business Support
Operations Expenditure Summary

(thousands of dollars)

| | 2016-2017 Main Estimates | 2015-2016 Revised Estimates | 2015-2016 Main Estimates | 2014-2015 Actuals |
|---|---|--|---|------------------------------|
| Program Detail | | | | |
| Diamond Secondary Industry | 617 | 669 | 669 | 686 |
| Investment and Economic Analysis | | | | |
| Other Program Costs | 17,174 | 18,745 | 18,318 | 16,589 |
| NWT Business Development and Investment Corporation | 3,296 | 3,789 | 3,789 | 3,707 |
| | 21,087 | 23,203 | 22,776 | 20,982 |
| Expenditure Category | | | | |
| Compensation and Benefits | 6,725 | 6,970 | 6,948 | 6,410 |
| Grants, Contributions and Transfers | 12,537 | 11,844 | 11,844 | 11,355 |
| Amortization | 65 | 80 | 80 | 61 |
| Computer Hardware and Software | 32 | 42 | 42 | 65 |
| Contract Services | 908 | 3,275 | 2,869 | 1,310 |
| Controllable Assets | 3 | 3 | 3 | 38 |
| Fees and Payments | 63 | 64 | 64 | 174 |
| Materials and Supplies | 191 | 217 | 217 | 661 |
| Purchased Services | 240 | 275 | 275 | 344 |
| Travel | 318 | 428 | 429 | 552 |
| Utilities | 5 | 5 | 5 | 12 |
| | 21,087 | 23,203 | 22,776 | 20,982 |

Industry, Tourism and Investment
Economic Diversification and Business Support
Grants, Contributions and Transfers

(thousands of dollars)

| | 2016-2017 Main Estimates | 2015-2016 Revised Estimates | 2015-2016 Main Estimates | 2014-2015 Actuals |
|--|---|--|---|------------------------------|
| Contributions | | | | |
| Business Development and Investment Corporation | 3,296 | 3,789 | 3,789 | 3,707 |
| Business Internship | 50 | 50 | 50 | - |
| Commercial Fisheries | 225 | 225 | 225 | 166 |
| Commercial Fishing Industry Support | 1,410 | - | - | - |
| Community Futures | 867 | 1,147 | 1,147 | 986 |
| Community Transfer Initiatives | 1,587 | 1,587 | 1,587 | 1,484 |
| Economic Analysis Contributions - Various | - | - | - | 89 |
| Film Industry Pilot Project | 206 | 100 | 100 | 60 |
| Fur Program | 155 | 205 | 205 | 225 |
| Great Northern Arts Festival | 25 | 25 | 25 | 25 |
| Growing Forward 2 | 300 | 300 | 300 | 46 |
| Northern Food Development Program | 550 | 550 | 550 | 418 |
| Support for Entrepreneur and Economic Development (SEED) | 3,866 | 3,866 | 3,866 | 4,149 |
| Total Grants and Contributions | 12,537 | 11,844 | 11,844 | 11,355 |

Descriptions of Grants and Contributions

Business Development and Investment Corporation (3,296) - The purpose of the BDIC is to support the economic objectives of the GNWT by encouraging the creation and development of northern business enterprises and by providing information and financial assistance to, and making investments in such enterprises.

Business Internship (50) - The program aims to support small businesses to attract, recruit, hire and retain accredited accountants, bookkeepers, and office managers. Support would be aimed at deferring a portion of the cost to recruit a prospective employee and a portion of the salary for a period of up to 2 years. Where need is evident the program may be used to attract professional service providers to a region to provide business support services to a number of businesses in the region.

Commercial Fisheries (225) - Contributions to support development of commercial fisheries by offsetting high freight or production costs.

Commercial Fishing Industry Support (1,410) - Contribution for new fish plant

Community Futures (867) - Contributions to help communities in need of solving their long term employment problems.

Community Transfer Initiatives (1,587) - Contributions to provide funding for the services of Economic Development Officers.

Industry, Tourism and Investment
Economic Diversification and Business Support
Grants, Contributions and Transfers

Economic Analysis Contributions - Various contributions in support of Economic Analysis and Opportunities in the NWT.

Film Industry Pilot Project (206) - The program aims to provide rebates to eligible producers of film and television productions to offset a portion of production costs incurred specifically involving northern wages, supplies/goods and services.

Fur Program (155) - Contributions for the marketing and promotion of NWT fur.

Great Northern Arts Festival (25) - This festival is recognized as a major opportunity for artists to compare styles, methods, and other knowledge such as the acquisition of raw materials, therefore enhancing development of skills.

Growing Forward 2 (300) - This is a bilateral cost shared Agreement signed between the Government of Canada and the Government of the Northwest Territories. The funding allocated will be used to reflect the GNWT share of costs in the Growing Forward 2 agreement which in turn will be used to fund a number of programs aimed at building and expanding the agriculture sector in the Northwest Territories.

Northern Food Development Program (550) - The Northern Foods Development Program (NFDP) aims to remove barriers, create employment and facilitate the development of the Northern Food production sector by providing support to commercial producers of northern fish, meat and other food products for sale to consumers in the Northwest Territories (NWT). The program provides support to northern producers of food to offset a portion of the cost of production, processing and marketing for northern markets.

Support for Entrepreneur and Economic Development (SEED) (3,866) - The SEED program provides for a wide range of assistance to businesses and individuals to support and stimulate business development. It also supports community based initiatives that stimulate the local economy.

Industry, Tourism and Investment

Economic Diversification and Business Support

Active Positions (Information Item)

| | 2016-2017 | | | | 2015-2016 | | | |
|-----------------------------|--------------|--------------|----------|-----------|--------------|--------------|----------|-----------|
| | Full Time | Part Time | Seasonal | Total | Full Time | Part Time | Seasonal | Total |
| Regional Allocation | | | | | | | | |
| Headquarters | 16 | - | - | 16 | 17 | - | - | 17 |
| North Slave | 5 | - | - | 5 | 5 | - | - | 5 |
| Tłı̄chǫ | 2 | - | - | 2 | 2 | - | - | 2 |
| South Slave | 10 | - | - | 10 | 11 | - | - | 11 |
| Dehcho | 4 | - | - | 4 | 4 | - | - | 4 |
| Sahtu | 4 | - | - | 4 | 4 | - | - | 4 |
| Beaufort Delta | 9 | - | - | 9 | 9 | - | - | 9 |
| | 50 | - | - | 50 | 52 | - | - | 52 |
| Community Allocation | | | | | | | | |
| Headquarters | 16 | - | - | 16 | 17 | - | - | 17 |
| Regional Offices | 29 | - | - | 29 | 29 | - | - | 29 |
| Other | 5 | - | - | 5 | 6 | - | - | 6 |
| | 50 | - | - | 50 | 52 | - | - | 52 |

Full Time and Part Time positions may be indeterminate positions with no end date of employment or for a fixed term. Regional Offices include positions located in Yellowknife Regional Offices (North Slave), Fort Smith, Hay River, Fort Simpson, Norman Wells and Inuvik.

Industry, Tourism and Investment

Minerals and Petroleum Resources

Activity Description

The Minerals and Petroleum Resources activity consists of the Mineral Resources Division (MRD), the Petroleum Resources Division (PRD), the Northwest Territories Geological Survey (NTGS), the Financial Analysis and Royalty Administration (FARA) Division, and the Client Service and Community Relations (CSCR) Unit. The five Regional Offices across the NWT ensure that businesses and entrepreneurs receive access to programs and resources, to help maximize the economic benefits from development in their regions.

MRD develops and delivers policy; programs and services related to minerals, exploration and development, and through the Mining Recorders Office, manages land tenure associated with mineral resource rights for public lands in the NWT. Mineral Resources also provides input to land use initiatives and environmental assessments. In addition, this function supports the implementation and negotiation of Socio-Economic Agreements (SEAs) with mineral and petroleum developers. This is accomplished through collaboration with communities, industry and other government departments.

PRD develops and delivers policy, programs, and services related to petroleum exploration, development, and transportation. The division also manages land tenure associated with petroleum resource rights for public lands in the NWT. Petroleum Resources also oversees the management of the Environmental Studies Research Fund and Benefits Plans. PRD also provides input to land use initiatives and environmental assessments.

FARA is responsible for the management, administration and collection of royalties from mineral and petroleum resource development in the NWT, including performing and overseeing royalty audits and diamond valuation processes. FARA also analyzes and evaluates the economic impacts of planned or potential petroleum and mineral resource developments.

NTGS undertakes and supports original geoscience studies that contribute to a modern, comprehensive geoscience database for the NWT to support evidence-based decision making. NTGS also provides advice and outreach services to individuals, communities, governments and industry. Industrial Initiatives supports the implementation and negotiation of Socio-Economic Agreements (SEAs) with mineral and petroleum developers. This is accomplished through collaboration with communities, industry and other government departments. Industrial Initiatives also provides input to the review of projects undergoing environmental assessments.

CSCR provides expertise related to Aboriginal consultation requirements and the NWT regulatory system directly to industry and communities, along with information on legislation, mineral and petroleum rights, mineral exploration, and mining activity. CSCR also serves as a liaison between the private sector and Aboriginal communities.

Industry, Tourism and Investment

Minerals and Petroleum Resources

Operations Expenditure Summary

(thousands of dollars)

| | 2016-2017 Main Estimates | 2015-2016 Revised Estimates | 2015-2016 Main Estimates | 2014-2015 Actuals |
|---|--------------------------------|-----------------------------------|--------------------------------|----------------------|
| Program Detail | | | | |
| Client Service and Community Relations | 1,055 | 1,109 | 1,050 | 1,045 |
| Financial Analysis and Royalty Administration | 3,866 | 3,969 | 3,905 | 3,261 |
| Mineral Resources | 3,177 | 3,174 | 3,062 | 2,504 |
| NWT Geoscience Office | 5,645 | 6,272 | 5,575 | 5,479 |
| Petroleum Resources | 2,335 | 3,626 | 3,583 | 3,231 |
| | 16,078 | 18,150 | 17,175 | 15,520 |
| Expenditure Category | | | | |
| Compensation and Benefits | 9,175 | 10,024 | 9,683 | 8,472 |
| Grants, Contributions and Transfers | 1,010 | 1,325 | 1,325 | 1,370 |
| Amortization | 171 | 272 | 272 | 107 |
| Computer Hardware and Software | 145 | 214 | 183 | 216 |
| Contract Services | 4,113 | 4,529 | 3,956 | 3,546 |
| Controllable Assets | 63 | 153 | 123 | 134 |
| Fees and Payments | 153 | 157 | 157 | 103 |
| Materials and Supplies | 282 | 293 | 293 | 545 |
| Purchased Services | 222 | 232 | 232 | 270 |
| Travel | 687 | 939 | 939 | 747 |
| Utilities | 57 | 12 | 12 | 10 |
| | 16,078 | 18,150 | 17,175 | 15,520 |

Industry, Tourism and Investment

Minerals and Petroleum Resources

Grants, Contributions and Transfers

(thousands of dollars)

| | 2016-2017 Main Estimates | 2015-2016 Revised Estimates | 2015-2016 Main Estimates | 2014-2015 Actuals |
|--|--------------------------------|-----------------------------------|--------------------------------|----------------------|
| Contributions | | | | |
| Aboriginal Mineral Development Support Program | 100 | 100 | 100 | 101 |
| CanZinc Socioeconomic Agreement | 30 | 30 | 30 | - |
| Diavik Socioeconomic Agreement | 50 | 50 | 50 | - |
| MPR Contributions Various | - | - | - | 244 |
| Mackenzie Valley Development Contributions | 400 | 715 | 715 | 600 |
| Mining Incentive Program | 400 | 400 | 400 | 375 |
| NWT Chamber of Mines | 30 | 30 | 30 | 50 |
| Total Contributions | 1,010 | 1,325 | 1,325 | 1,370 |

Descriptions of Contributions

Aboriginal Mineral Development Support Program (100) - Contributions in support of Aboriginal organizations to prepare and participate in mineral developments in their area.

CanZinc Socioeconomic Agreement (30) - Resources to support the Prairie Creek Mine Socio-economic Advisory Committee established under the Prairie Creek Socioeconomic Agreement (SEA) to monitor, review and make recommendations on socioeconomic impacts, mitigation measures and commitments made in the SEA.

Diavik Socioeconomic Agreement (50) - Resources to support the Diavik Community Advisory Board established under the Diavik Socio-economic Monitoring Agreement (SEMA) to monitor, review and make recommendations on socio-economic matters associated with the Diavik Diamond Mine and addressed in the SEMA.

Mackenzie Valley Development Contributions (400) - Contributions that fall under this program include: Aboriginal Pipeline Group, Resource Pre-Development Program, Aboriginal Capacity Building and Community Consultations.

Mining Incentive Program (400) - Contributions in support of mineral exploration companies and prospectors who are exploring for NWT mineral resources.

MPR Contributions Various - Various contributions in support of Geoscience and minerals resources.

NWT Chamber of Mines (30) - Contributions in support of minerals issues.

Industry, Tourism and Investment

Minerals and Petroleum Resources

Active Positions (Information Item)

| | 2016-2017 | | | | 2015-2016 | | | |
|-----------------------------|-----------|-----------|----------|-----------|-----------|-----------|----------|-----------|
| | Full Time | Part Time | Seasonal | Total | Full Time | Part Time | Seasonal | Total |
| Regional Allocation | | | | | | | | |
| Headquarters | 49 | - | - | 49 | 56 | - | - | 56 |
| North Slave | - | - | - | - | - | - | - | - |
| Tłı̄chǫ | - | - | - | - | - | - | - | - |
| South Slave | 2 | - | - | 2 | 4 | - | - | 4 |
| Dehcho | - | - | - | - | - | - | - | - |
| Sahtu | - | - | - | - | - | - | - | - |
| Beaufort Delta | 7 | - | - | 7 | 9 | - | - | 9 |
| | 58 | - | - | 58 | 69 | - | - | 69 |
| Community Allocation | | | | | | | | |
| Headquarters | 49 | - | - | 49 | 56 | - | - | 56 |
| Regional Offices | 9 | - | - | 9 | 13 | - | - | 13 |
| Other | - | - | - | - | - | - | - | - |
| | 58 | - | - | 58 | 69 | - | - | 69 |

Full Time and Part Time positions may be indeterminate positions with no end date of employment or for a fixed term. Regional Offices include positions located in Yellowknife Regional Offices (North Slave), Fort Smith, Hay River, Fort Simpson, Norman Wells and Inuvik.

Industry, Tourism and Investment

Tourism and Parks

Activity Description

ITI develops and implements NWT tourism strategies with partners in the tourism industry. The T&P Division provides support for tourism marketing, training and product development, and conducts research and planning. The Division, along with ITI's Regional Offices, develops, operates and maintains public tourism facilities, including a system of NWT parks that supports and promotes tourism.

Industry, Tourism and Investment

Tourism and Parks

Operations Expenditure Summary

(thousands of dollars)

| | 2016-2017 Main Estimates | 2015-2016 Revised Estimates | 2015-2016 Main Estimates | 2014-2015 Actuals |
|-------------------------------------|---|--|---|------------------------------|
| Program Detail | | | | |
| Tourism and Parks | 14,283 | 14,193 | 14,191 | 13,466 |
| Expenditure Category | | | | |
| Compensation and Benefits | 3,605 | 3,908 | 3,906 | 3,758 |
| Grants, Contributions and Transfers | 4,933 | 5,258 | 5,258 | 5,447 |
| Amortization | 1,420 | 1,059 | 1,059 | 766 |
| Chargebacks | - | - | - | 22 |
| Computer Hardware and Software | 17 | 17 | 17 | 78 |
| Contract Services | 2,928 | 2,195 | 2,195 | 1,332 |
| Controllable Assets | 187 | 374 | 374 | 265 |
| Fees and Payments | 75 | 76 | 76 | 115 |
| Materials and Supplies | 508 | 683 | 683 | 786 |
| Purchased Services | 151 | 151 | 151 | 293 |
| Travel | 188 | 201 | 201 | 338 |
| Utilities | 271 | 271 | 271 | 266 |
| | 14,283 | 14,193 | 14,191 | 13,466 |

Industry, Tourism and Investment

Tourism and Parks

Grants, Contributions and Transfers

(thousands of dollars)

| | 2016-2017 Main Estimates | 2015-2016 Revised Estimates | 2015-2016 Main Estimates | 2014-2015 Actuals |
|--|--------------------------------|-----------------------------------|--------------------------------|----------------------|
| Contributions | | | | |
| Community Tourism Infrastructure | 100 | 100 | 100 | 225 |
| Convention Bureau | 100 | 100 | 100 | 100 |
| Northern Frontier Visitors Centre | 161 | 161 | 161 | 161 |
| Sport Hunt Outfitter Marketing Support | - | - | - | 100 |
| Tourism 2020 | 400 | 400 | 400 | 306 |
| Tourism Diversification Program | 836 | 1,086 | 1,086 | 1,019 |
| Tourism Industry Contribution | 3,336 | 3,336 | 3,336 | 3,366 |
| Tourism Skills Development | - | 75 | 75 | 27 |
| Tourism - Various | - | - | - | 143 |
| Total Contributions | 4,933 | 5,258 | 5,258 | 5,447 |

Descriptions of Contributions

Community Tourism Infrastructure (100) - Contributions to municipalities, NGO's, and Aboriginal governments and organizations to support new and innovative infrastructure projects, support tourism in communities, and promote nearby parks and natural attractions.

Convention Bureau (100) - Contributions to NWT Tourism to establish a convention bureau for the NWT.

Northern Frontier Visitors Centre (161) – Contributions to provide information services to tourists about the North Slave region. This includes providing information on tourist accommodations, events and other related tourism activities.

Sport Hunt Outfitter Marketing Support - Contributions to support marketing assistance for sports hunting outfitters.

Tourism 2020 (400) - Contributions for marketing under Tourism 2020 to NWT Tourism.

Tourism Diversification Program (836) - Contributions to support tourism operators in product diversification and in expansion into growing travel and tourism markets. Funding is available to assist businesses through planning, product development and marketing.

Tourism Industry Contribution (3,336) - Contributions for Marketing and Industry Association support.

Tourism Skills Development - Contributions to tourism business operators for mentorship and skills development of the tourism industry labour force.

Tourism Various - Contributions in support of tourism and parks initiatives.

Industry, Tourism and Investment

Tourism and Parks

Active Positions (Information Item)

| | 2016-2017 | | | | 2015-2016 | | | |
|-----------------------------|--------------|--------------|-----------|-----------|--------------|--------------|-----------|-----------|
| | Full Time | Part Time | Seasonal | Total | Full Time | Part Time | Seasonal | Total |
| Regional Allocation | | | | | | | | |
| Headquarters | 6 | - | - | 6 | 6 | - | - | 6 |
| North Slave | 4 | - | 5 | 9 | 4 | - | 5 | 9 |
| Tłıchǫ | - | - | - | - | - | - | - | - |
| South Slave | 5 | - | 2 | 7 | 5 | - | 2 | 7 |
| Dehcho | 2 | - | 1 | 3 | 2 | - | 1 | 3 |
| Sahtu | 1 | - | - | 1 | 1 | - | - | 1 |
| Beaufort Delta | 2 | - | 8 | 10 | 2 | - | 8 | 10 |
| | 20 | - | 16 | 36 | 20 | - | 16 | 36 |
| Community Allocation | | | | | | | | |
| Headquarters | 6 | - | - | 6 | 6 | - | - | 6 |
| Regional Offices | 14 | - | 12 | 26 | 14 | - | 12 | 26 |
| Other | - | - | 4 | 4 | - | - | 4 | 4 |
| | 20 | - | 16 | 36 | 20 | - | 16 | 36 |

Full Time and Part Time positions may be indeterminate positions with no end date of employment or for a fixed term. Regional Offices include positions located in Yellowknife Regional Offices (North Slave), Fort Smith, Hay River, Fort Simpson, Norman Wells and Inuvik.

Industry, Tourism and Investment

Lease Commitments

(Information Item)

| Type of Property | Community | (thousands of dollars) | |
|--|---------------------------------|---|----------------------------------|
| | | 2016-2017 Main Estimates | Future Lease Payments |
| Mackenzie Valley Petroleum Planning Office | Hay River | 58 | 58 |
| Visitor Centre | Inuvik | 23 | 49 |
| Visitor Centre | Dawson City, Yukon Territory | 14 | 10 |
| | | 95 | 117 |

The above leases do not include capital leases. In the event a lease is deemed to be a capital lease the associated asset is included in tangible capital assets and amortized over the useful life of the asset; and the lease is recorded as a financial liability.

The Main Estimates and Future Lease Payment amounts represent the Base Rent cost, excluding any operations and maintenance component that is included in the total Lease costs in the agreement.

Industry, Tourism and Investment

Northwest Territories Environmental Studies Research Fund

(Information Item)

The Environmental Studies Research Fund (ESRF) was established under the *Petroleum Resources Act* (PRA) as a Special Purpose Fund, effective April 1, 2014, to provide funding to environmental and social studies designed to assist in decision-making processes related to oil and gas exploration, development and production on petroleum lands within the Northwest Territories (NWT). As provided for in the Devolution Final Agreement, the Act substantially mirrors the *Canada Petroleum Resources Act*.

| | (thousands of dollars) | | | |
|--|--------------------------------|-----------------------------------|--------------------------------|----------------------|
| | 2016-2017 Main Estimates | 2015-2016 Revised Estimates | 2015-2016 Main Estimates | 2014-2015 Actuals |
| Authorized Limit | 15,000 | 15,000 | 15,000 | 15,000 |
| OPERATING RESULTS | | | | |
| Income | | | | |
| Revenue | - | 249 | - | 974 |
| Expenses | | | | |
| Compensation and Benefits | - | - | - | - |
| Grants and Contributions | - | - | - | 366 |
| Travel | - | - | - | - |
| Other Expenses | 262 | 312 | 473 | 283 |
| | 262 | 312 | 473 | 649 |
| Surplus (Deficit) | (262) | (63) | (473) | 325 |
| NWT Environmental Studies Research Fund | | | | |
| Opening Balance | 262 | 325 | 473 | - |
| Surplus (Deficit) | (262) | (63) | (473) | 325 |
| Closing Balance | - | 262 | - | 325 |

Note 1: Funding transferred from the federal ESRF, as part of Devolution implementation, will be used towards Environmental Studies Management Board (ESMB) costs.

Note 2: Revenues of the ESRF are derived from levies paid by holders of petroleum exploration and production licences on NWT lands. The expected levy and budget are submitted to the Minister 60 days prior to the end of the preceding fiscal year.

Note 3: The PRA allows for reasonable expenses incurred for the management, operation and administration of the ESMB to be charged against the ESRF. The PRA sets out the duties and functions of the ESMB, including that the ESMB establish guidelines and procedures of the Fund.

Industry, Tourism and Investment

Work Performed on Behalf of Others

(Information Item)

(thousands of dollars)

| Items | 2016-2017 | 2015-2016 | 2015-2016 | 2014-2015 |
|--|-------------------|----------------------|-------------------|--------------|
| | Main Estimates | Revised Estimates | Main Estimates | Actuals |
| Canadian Northern Economic Development Agency (CanNor) | - | 868 | - | 324 |
| Growing Forward Project | 732 | 732 | 732 | 694 |
| Gwich'in Implementation | 19 | 18 | 18 | 13 |
| Indigenous and Northern Affairs Canada (INAC) | - | - | - | 50 |
| Indigenous and Northern Affairs Canada (INAC) | - | 1,912 | 1,912 | 1,486 |
| Indigenous and Northern Affairs Canada (INAC) | - | 800 | - | - |
| Sahtu Implementation | 41 | 39 | 39 | 70 |
| Tłıchǫ Implementation | 13 | 14 | 14 | - |
| | 805 | 4,383 | 2,715 | 2,637 |

Descriptions of Work Performed on Behalf of Others

Canadian Northern Economic Development Agency (CanNor) - Funding to assist with Tourism Research and Product Development.

Growing Forward Project (732) - Funding provided by the Department of Agriculture and Agri-Food Canada.

Gwich'in Implementation (19) - Under the terms of a 10-year Bilateral Funding Agreement between Department of Aboriginal Affairs and Northern Development Canada and the Government of the Northwest Territories, Canada will provide a grant payment to the Government of the Northwest Territories to assist with Gwich'in implementation activities pursuant to the Gwich'in Implementation Plan.

Indigenous and Northern Affairs Canada (INAC) - Funding received for Canadian High Arctic Research Station (CHARS).

Indigenous and Northern Affairs Canada (INAC) - Funding received under the Strategic Investment in Northern Economic Development program for geoscience research projects.

Indigenous and Northern Affairs Canada (INAC) - Funding received for Canol Trail wire clean up.

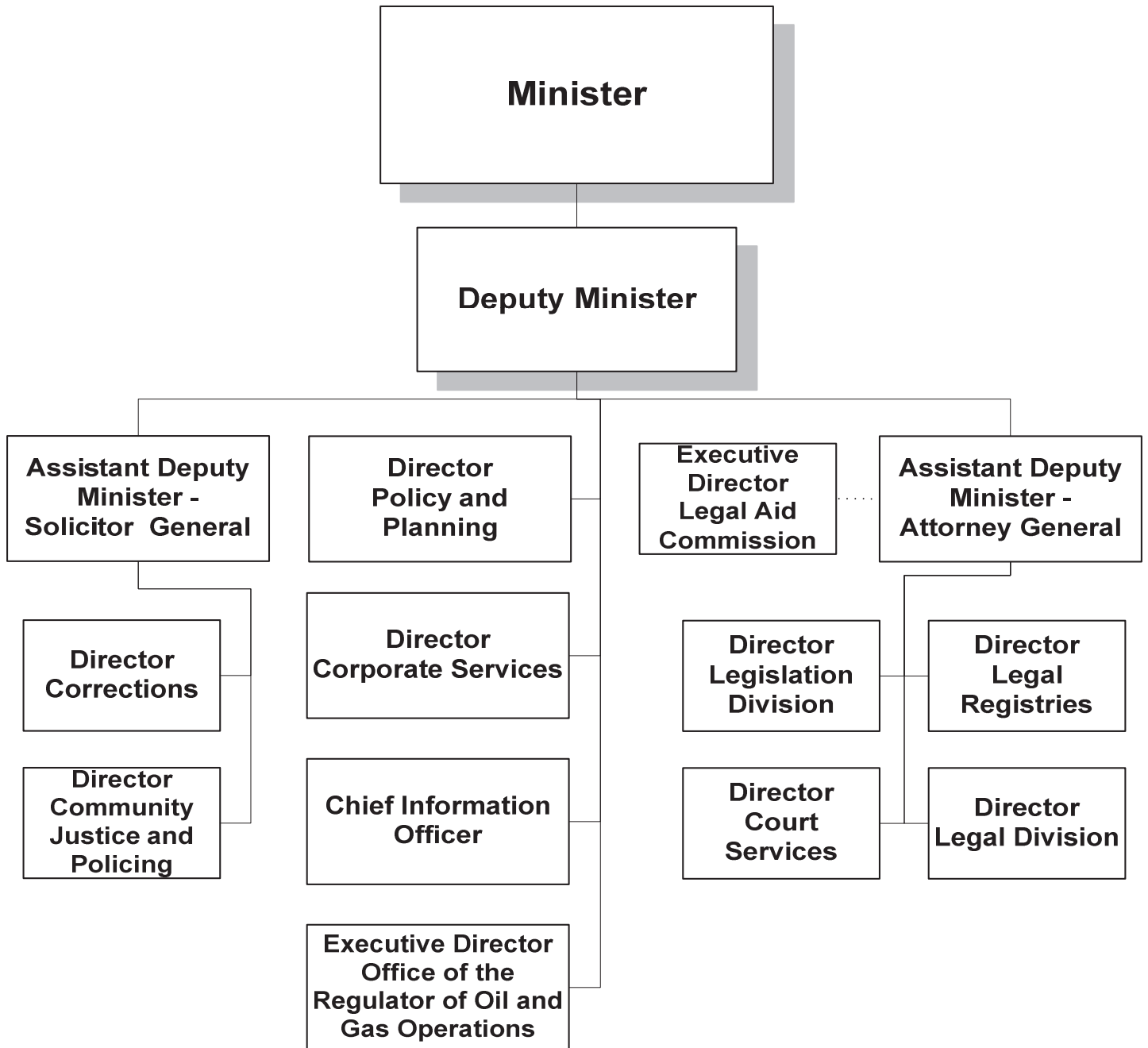
Sahtu Implementation (41) - Under the terms of a 10-year Bilateral Funding Agreement between Department of Aboriginal Affairs and Northern Development Canada and the Government of the Northwest Territories, Canada will provide a grant payment to the Government of the Northwest Territories to assist with Sahtu implementation activities pursuant to the Sahtu Implementation Plan.

Tłıchǫ Implementation (13) - Under the terms of a 10-year Bilateral Funding Agreement between Department of Aboriginal Affairs and Northern Development Canada and the Government of the Northwest Territories, Canada will provide a grant payment to the Government of the Northwest Territories to assist with Tłıchǫ implementation activities pursuant to the Tłıchǫ Implementation Plan.

This page intentionally left blank

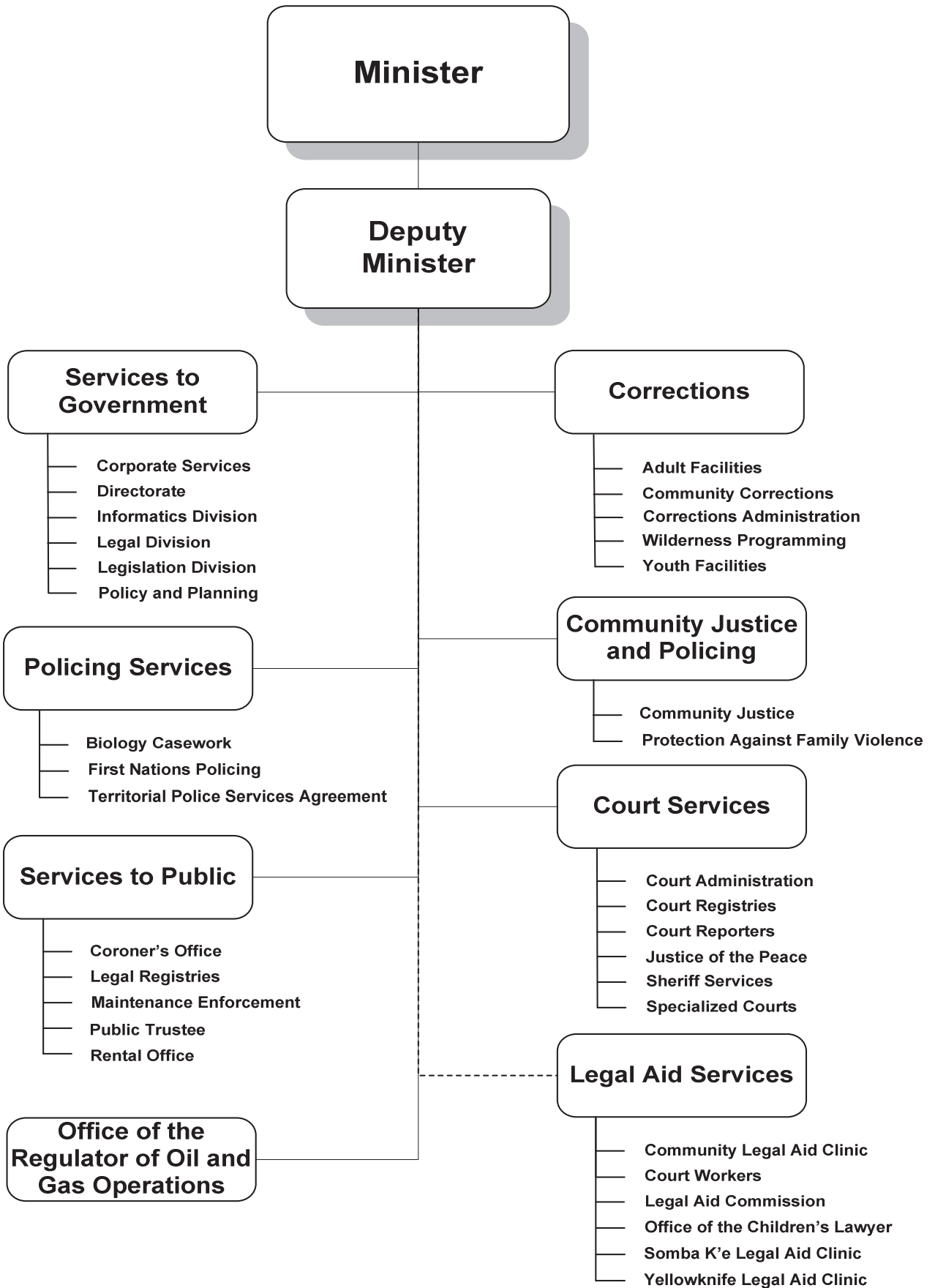
Justice

Justice
Organizational Chart



Justice

Accounting Structure Chart

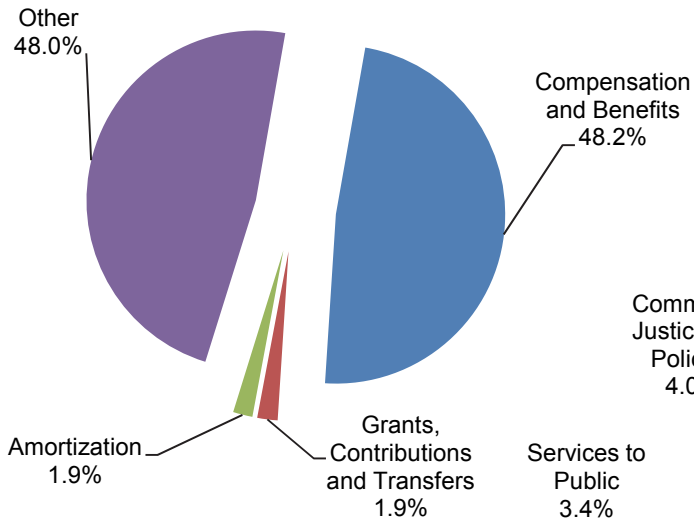


Justice

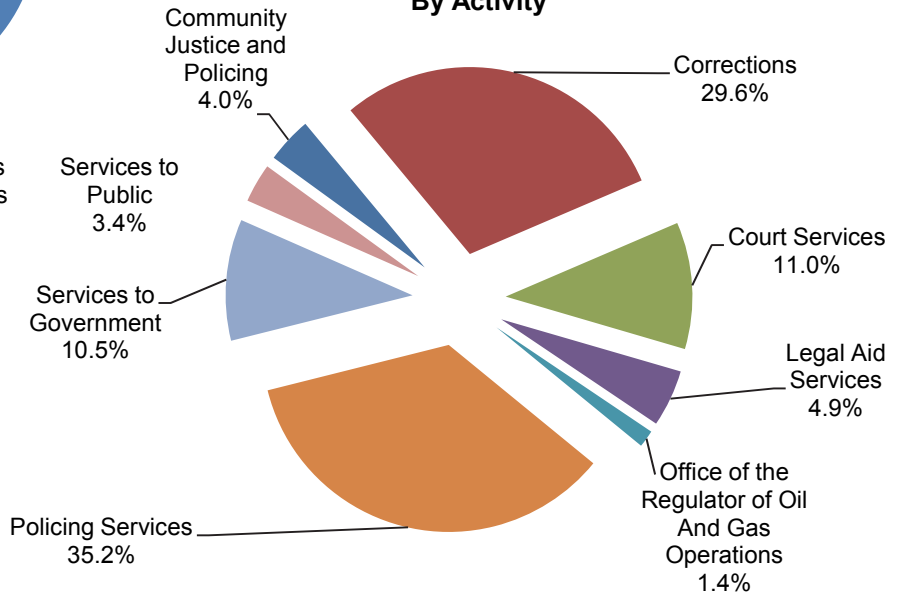
Graphs

Operations Expenditures

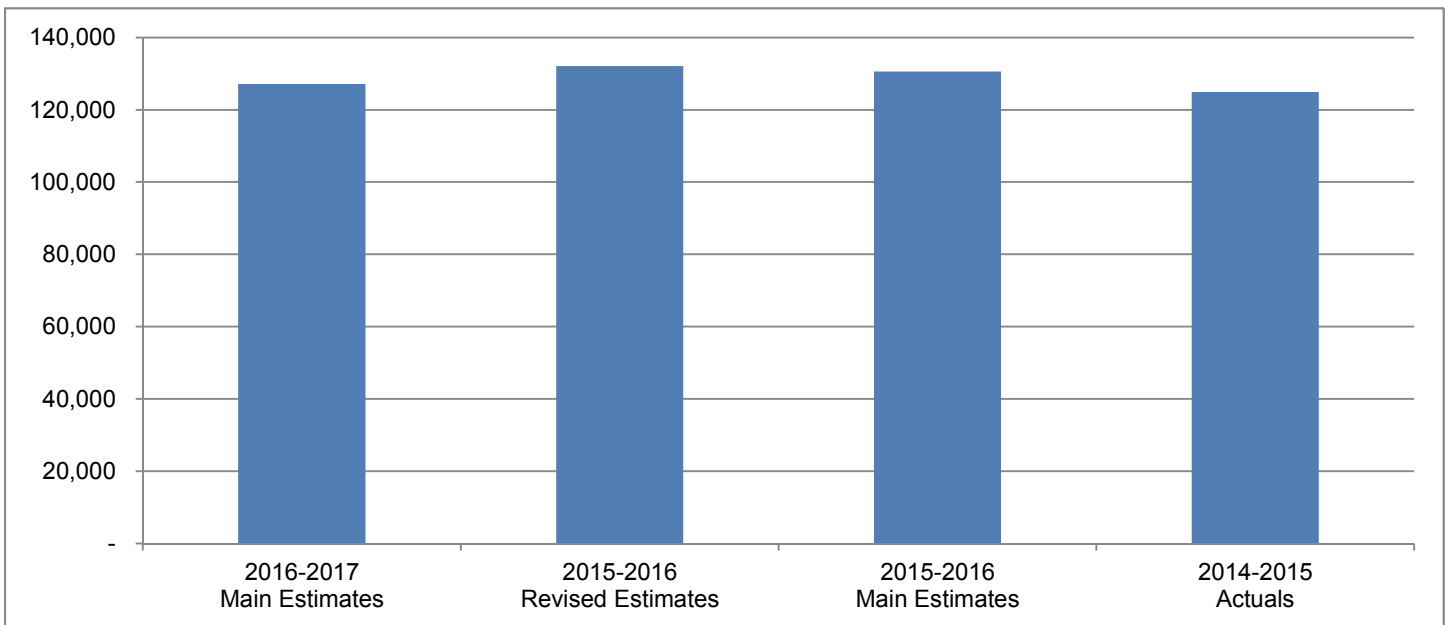
By Expenditure Category



By Activity



**Operations Expenditures Comparison
(thousands of dollars)**



Justice

The Minister and the Department of Justice have the mandate for the administration of justice in the Northwest Territories, including policing and corrections. This mandate will be carried out in a manner which respects community and aboriginal values and encourages communities to assume increasing responsibilities.

(thousands of dollars)

| | 2016-2017 Main Estimates | 2015-2016 Revised Estimates | 2015-2016 Main Estimates | 2014-2015 Actuals |
|---|---|--|---|------------------------------|
| Activity | | | | |
| Community Justice and Policing | 5,040 | 5,282 | 5,096 | 3,950 |
| Corrections | 37,610 | 39,380 | 39,477 | 36,686 |
| Court Services | 13,928 | 14,700 | 14,693 | 13,284 |
| Legal Aid Services | 6,252 | 6,615 | 6,612 | 5,702 |
| Office of the Regulator of Oil And Gas Operations | 1,869 | 2,185 | 2,185 | 1,189 |
| Policing Services | 44,729 | 45,618 | 44,573 | 44,877 |
| Services to Government | 13,361 | 13,878 | 13,538 | 14,845 |
| Services to Public | 4,303 | 4,400 | 4,399 | 4,392 |
| | 127,092 | 132,058 | 130,573 | 124,925 |
| Expenditure Category | | | | |
| Compensation and Benefits | 61,300 | 64,722 | 63,953 | 59,630 |
| Grants, Contributions and Transfers | 2,473 | 2,673 | 2,357 | 2,504 |
| Amortization | 2,353 | 2,304 | 2,304 | 2,158 |
| Chargebacks | 1,930 | 1,903 | 1,934 | 1,771 |
| Computer Hardware and Software | 426 | 618 | 587 | 394 |
| Contract Services | 48,204 | 49,266 | 48,148 | 47,785 |
| Controllable Assets | 58 | 329 | 329 | 95 |
| Fees and Payments | 3,369 | 3,014 | 3,732 | 3,282 |
| Materials and Supplies | 2,781 | 2,858 | 2,858 | 2,442 |
| Purchased Services | 1,064 | 1,115 | 1,115 | 1,180 |
| Travel | 2,960 | 3,077 | 3,077 | 3,567 |
| Utilities | 174 | 179 | 179 | 77 |
| Valuation Allowances | - | - | - | 40 |
| | 127,092 | 132,058 | 130,573 | 124,925 |
| Total Revenues | 15,566 | 14,828 | 14,717 | 13,649 |
| Total Active Positions | 458 | 485 | 485 | 485 |
| Infrastructure Investment | 9,078 | 21,033 | 17,786 | 963 |

Justice
Revenue Summary

(Information Item)

(thousands of dollars)

| | 2016-2017 Main Estimates | 2015-2016 Revised Estimates | 2015-2016 Main Estimates | 2014-2015 Actuals |
|--|---|--|---|------------------------------|
| Transfer Payments | | | | |
| Aboriginal Justice Strategy | 316 | - | - | 316 |
| Access to Justice | 1,972 | 1,972 | 1,972 | 1,480 |
| Intensive Rehabilitative Custody and Supervision | 300 | 411 | 300 | 270 |
| Youth Justice Services | 2,447 | 2,447 | 2,447 | 2,200 |
| | 5,035 | 4,830 | 4,719 | 4,266 |
| General | | | | |
| <i>Regulatory Revenue</i> | | | | |
| Access to Information and Protection of Privacy Fees | 4 | 4 | 4 | 2 |
| Court Fees & Fines | 650 | 628 | 628 | 729 |
| Land Title & Legal Registries Fees | 5,400 | 4,634 | 4,634 | 4,469 |
| Maintenance Enforcement Program Attachment Costs | 12 | 12 | 12 | 14 |
| Public Trustee Fees | 120 | 111 | 111 | 107 |
| Rental Office Fees | 57 | 57 | 57 | - |
| Operators Licenses | 1 | 1 | 1 | - |
| <i>Program</i> | | | | |
| Air Charter Recoveries | 140 | 144 | 144 | 161 |
| Young Offenders Special Allowance | 5 | 25 | 25 | 3 |
| Nunavut Exchanges of Services | 2,500 | 3,353 | 3,353 | 2,310 |
| Community Parole | 15 | 25 | 25 | 11 |
| Federal Exchange of Services | 1,500 | 755 | 755 | 1,302 |
| Witness Expense Assistance Recovery | - | 182 | 182 | 167 |
| Legal Aid Repayments | 20 | 60 | 60 | 18 |
| Contract Management Committee Provincial Territorial Secretariat | 100 | - | - | 72 |
| Inmate Recoveries | 7 | 7 | 7 | 14 |
| <i>Service and Miscellaneous</i> | | | | |
| Sale of Publications | - | - | - | 4 |
| | 10,531 | 9,998 | 9,998 | 9,383 |
| | 15,566 | 14,828 | 14,717 | 13,649 |

Justice

Active Position Summary

(Information Item)

| Activity | 2016-2017 | | | | 2015-2016 | | | |
|---|------------|-----------|----------|------------|------------|-----------|----------|------------|
| | Full Time | Part Time | Seasonal | Total | Full Time | Part Time | Seasonal | Total |
| Activity | | | | | | | | |
| Community Justice and Policing | 14 | - | - | 14 | 16 | - | - | 16 |
| Corrections | 246 | - | - | 246 | 262 | - | - | 262 |
| Court Services | 62 | - | - | 62 | 68 | - | - | 68 |
| Legal Aid Services | 33 | - | - | 33 | 34 | - | - | 34 |
| Office of the Regulator of Oil And Gas Operations | 6 | - | - | 6 | 6 | - | - | 6 |
| Policing Services | - | - | - | - | - | - | - | - |
| Services to Government | 67 | - | - | 67 | 68 | - | - | 68 |
| Services to Public | 29 | 1 | - | 30 | 30 | 1 | - | 31 |
| | 457 | 1 | - | 458 | 484 | 1 | - | 485 |
| Regional Allocation | | | | | | | | |
| Headquarters | 88 | - | - | 88 | 87 | - | - | 87 |
| North Slave | 238 | 1 | - | 239 | 254 | 1 | - | 255 |
| Tłı̨chǫ | 3 | - | - | 3 | 3 | - | - | 3 |
| South Slave | 102 | - | - | 102 | 102 | - | - | 102 |
| Dehcho | 6 | - | - | 6 | 6 | - | - | 6 |
| Sahtu | 5 | - | - | 5 | 6 | - | - | 6 |
| Beaufort Delta | 15 | - | - | 15 | 26 | - | - | 26 |
| | 457 | 1 | - | 458 | 484 | 1 | - | 485 |
| Community Allocation | | | | | | | | |
| Headquarters | 88 | - | - | 88 | 87 | - | - | 87 |
| Regional Offices | 358 | 1 | - | 359 | 383 | 1 | - | 384 |
| Other | 11 | - | - | 11 | 14 | - | - | 14 |
| | 457 | 1 | - | 458 | 484 | 1 | - | 485 |

Full Time and Part Time positions may be indeterminate positions with no end date of employment or for a fixed term. Regional Offices include positions located in Yellowknife Regional Offices (North Slave), Fort Smith, Hay River, Fort Simpson, Norman Wells and Inuvik.

Justice

Community Justice and Policing

Activity Description

The Community Justice and Policing Division provides support to communities to develop and implement sustainable local justice programming in the areas of restorative justice, victim services, community policing and crime prevention. This includes the diversion program where communities assist youth and adults to deal with matters outside the formal justice system. Support is also provided to communities to enhance crime prevention activity at the local level. The Division also has the lead on the GNWT Integrated Case Management (ICM) pilot project, provides supports under the *Protection Against Family Violence Act* and works closely with the RCMP on policing priorities and community safety initiatives.

Justice

Community Justice and Policing

Operations Expenditure Summary

(thousands of dollars)

| | 2016-2017 Main Estimates | 2015-2016 Revised Estimates | 2015-2016 Main Estimates | 2014-2015 Actuals |
|-------------------------------------|---|--|---|------------------------------|
| Program Detail | | | | |
| Community Justice | 4,506 | 4,748 | 4,562 | 3,702 |
| Protection Against Family Violence | 534 | 534 | 534 | 248 |
| | 5,040 | 5,282 | 5,096 | 3,950 |
| Expenditure Category | | | | |
| Compensation and Benefits | 1,801 | 1,862 | 1,987 | 941 |
| Grants, Contributions and Transfers | 2,285 | 2,485 | 2,169 | 2,477 |
| Computer Hardware and Software | 4 | 10 | 10 | 21 |
| Contract Services | 698 | 473 | 473 | 322 |
| Controllable Assets | 10 | 206 | 206 | - |
| Fees and Payments | 46 | 46 | 46 | 19 |
| Materials and Supplies | 130 | 134 | 139 | 27 |
| Purchased Services | 18 | 18 | 18 | 35 |
| Travel | 48 | 48 | 48 | 68 |
| Valuation Allowances | - | - | - | 40 |
| | 5,040 | 5,282 | 5,096 | 3,950 |

Justice

Community Justice and Policing

Grants, Contributions and Transfers

(thousands of dollars)

| | 2016-2017 Main Estimates | 2015-2016 Revised Estimates | 2015-2016 Main Estimates | 2014-2015 Actuals |
|---|--------------------------------|-----------------------------------|--------------------------------|----------------------|
| Contributions | | | | |
| Community Justice Committees and Projects | 1,565 | 1,765 | 1,449 | 1,781 |
| Victims Assistance Support Projects | 615 | 615 | 615 | 591 |
| YWCA of Yellowknife | 105 | 105 | 105 | 105 |
| Total Contributions | 2,285 | 2,485 | 2,169 | 2,477 |

Descriptions of Contributions

Community Justice Committees and Projects (1,565) - Contributions are provided for Community Justice projects that promote and encourage the participation of communities in the justice system and the development and implementation of community-based alternatives to the formal justice system.

Victims Assistance Support Projects (615) - Contributions are provided for the development or enhancement of community based and culturally relevant programs and projects which support or directly benefit victims of crime.

YWCA of Yellowknife (105) - Funding provided to the YWCA in their role as "designate" under the *Protection Against Family Violence Act*.

Justice

Community Justice and Policing

Active Positions (Information Item)

| | 2016-2017 | | | | 2015-2016 | | | |
|-----------------------------|--------------|--------------|----------|-----------|--------------|--------------|----------|-----------|
| | Full Time | Part Time | Seasonal | Total | Full Time | Part Time | Seasonal | Total |
| Regional Allocation | | | | | | | | |
| Headquarters | 2 | - | - | 2 | 2 | - | - | 2 |
| North Slave | 9 | - | - | 9 | 11 | - | - | 11 |
| Tłı̨chǫ | - | - | - | - | - | - | - | - |
| South Slave | - | - | - | - | - | - | - | - |
| Dehcho | - | - | - | - | - | - | - | - |
| Sahtu | - | - | - | - | - | - | - | - |
| Beaufort Delta | 3 | - | - | 3 | 3 | - | - | 3 |
| | 14 | - | - | 14 | 16 | - | - | 16 |
| Community Allocation | | | | | | | | |
| Headquarters | 2 | - | - | 2 | 2 | - | - | 2 |
| Regional Offices | 12 | - | - | 12 | 14 | - | - | 14 |
| Other | - | - | - | - | - | - | - | - |
| | 14 | - | - | 14 | 16 | - | - | 16 |

Full Time and Part Time positions may be indeterminate positions with no end date of employment or for a fixed term. Regional Offices include positions located in Yellowknife Regional Offices (North Slave), Fort Smith, Hay River, Fort Simpson, Norman Wells and Inuvik.

Justice

Corrections

Activity Description

The Corrections Service provides safe custody and supervision of adult and youth offenders. This is achieved through the operation of correctional facilities and the supervision of offenders sentenced to community based orders such as conditional sentences and probation orders. The corrections service also delivers culturally relevant programs to support offender rehabilitation and reintegration, including wilderness programming and Elder support.

Justice

Corrections

Operations Expenditure Summary

(thousands of dollars)

| | 2016-2017 Main Estimates | 2015-2016 Revised Estimates | 2015-2016 Main Estimates | 2014-2015 Actuals |
|-------------------------------------|---|--|---|------------------------------|
| Program Detail | | | | |
| Adult Facilities | 25,092 | 25,075 | 25,092 | 25,076 |
| Community Corrections | 4,665 | 4,978 | 4,964 | 4,625 |
| Corrections Administration | 4,176 | 4,186 | 3,980 | 3,414 |
| Wilderness Programming | 562 | 787 | 787 | 15 |
| Youth Facilities | 3,115 | 4,354 | 4,654 | 3,556 |
| | 37,610 | 39,380 | 39,477 | 36,686 |
| Expenditure Category | | | | |
| Compensation and Benefits | 31,225 | 32,730 | 32,833 | 31,193 |
| Grants, Contributions and Transfers | 179 | 179 | 179 | - |
| Amortization | 1,863 | 1,733 | 1,733 | 1,729 |
| Chargebacks | 3 | 3 | 3 | - |
| Computer Hardware and Software | - | - | - | 138 |
| Contract Services | 1,100 | 1,436 | 1,325 | 663 |
| Controllable Assets | - | - | - | 53 |
| Fees and Payments | 457 | 465 | 570 | 111 |
| Materials and Supplies | 1,892 | 1,906 | 1,906 | 1,685 |
| Purchased Services | 302 | 311 | 311 | 250 |
| Travel | 532 | 560 | 560 | 794 |
| Utilities | 57 | 57 | 57 | 70 |
| | 37,610 | 39,380 | 39,477 | 36,686 |

Justice

Corrections

Grants, Contributions and Transfers

(thousands of dollars)

| | 2016-2017 Main Estimates | 2015-2016 Revised Estimates | 2015-2016 Main Estimates | 2014-2015 Actuals |
|----------------------------|---|--|---|------------------------------|
| Contributions | | | | |
| Wilderness Programming | 179 | 179 | 179 | - |
| Total Contributions | 179 | 179 | 179 | - |

Descriptions of Contributions

Wilderness Programming (179) - Is a two-part approach to programming which includes a facility-based land program and a community-based reintegration/transition program which allows inmates from NWT correctional facilities to participate in on-the-land activities with an elder or organization.

Justice

Corrections

Active Positions (Information Item)

| | 2016-2017 | | | | 2015-2016 | | | |
|-----------------------------|--------------|--------------|----------|------------|--------------|--------------|----------|------------|
| | Full Time | Part Time | Seasonal | Total | Full Time | Part Time | Seasonal | Total |
| Regional Allocation | | | | | | | | |
| Headquarters | 9 | - | - | 9 | 7 | - | - | 7 |
| North Slave | 128 | - | - | 128 | 144 | - | - | 144 |
| Tłıchǫ | 2 | - | - | 2 | 2 | - | - | 2 |
| South Slave | 91 | - | - | 91 | 91 | - | - | 91 |
| Dehcho | 5 | - | - | 5 | 5 | - | - | 5 |
| Sahtu | 4 | - | - | 4 | 5 | - | - | 5 |
| Beaufort Delta | 7 | - | - | 7 | 8 | - | - | 8 |
| | 246 | - | - | 246 | 262 | - | - | 262 |
| Community Allocation | | | | | | | | |
| Headquarters | 9 | - | - | 9 | 7 | - | - | 7 |
| Regional Offices | 229 | - | - | 229 | 245 | - | - | 245 |
| Other | 8 | - | - | 8 | 10 | - | - | 10 |
| | 246 | - | - | 246 | 262 | - | - | 262 |

Full Time and Part Time positions may be indeterminate positions with no end date of employment or for a fixed term. Regional Offices include positions located in Yellowknife Regional Offices (North Slave), Fort Smith, Hay River, Fort Simpson, Norman Wells and Inuvik.

Justice

Court Services

Activity Description

The NWT has four levels of court which collectively represent the judicial branch of government: Court of Appeal, Supreme Court, Territorial Court and Justice of the Peace Court. The courts are independent of the executive (GNWT departments/boards) and legislative (Legislative Assembly) branches of government. The Court Services Division is responsible for providing administrative support to the courts through the Office of the Clerk of the Court, the Sheriff's Office and the Court Reporter's Office. These support services ensure courts are accessible, impartial and timely. The Division is also responsible for family law services, including mediation and the Parenting After Separation Program.

Justice

Court Services

Operations Expenditure Summary

(thousands of dollars)

| | 2016-2017 Main Estimates | 2015-2016 Revised Estimates | 2015-2016 Main Estimates | 2014-2015 Actuals |
|--------------------------------|---|--|---|------------------------------|
| Program Detail | | | | |
| Court Registries | 9,720 | 10,512 | 10,505 | 9,410 |
| Court Reporters | 726 | 610 | 610 | 761 |
| Courts Administration | 832 | 902 | 902 | 891 |
| Justice of the Peace | 584 | 586 | 586 | 637 |
| Sheriff Services | 1,229 | 1,230 | 1,230 | 1,179 |
| Specialized Courts | 837 | 860 | 860 | 406 |
| | 13,928 | 14,700 | 14,693 | 13,284 |
| Expenditure Category | | | | |
| Compensation and Benefits | 9,593 | 10,740 | 10,082 | 7,426 |
| Amortization | 406 | 465 | 465 | 292 |
| Computer Hardware and Software | - | 28 | 28 | 13 |
| Contract Services | 365 | 350 | 365 | 663 |
| Controllable Assets | 38 | 38 | 38 | 17 |
| Fees and Payments | 1,301 | 715 | 1,351 | 2,011 |
| Materials and Supplies | 342 | 360 | 360 | 476 |
| Purchased Services | 305 | 325 | 325 | 385 |
| Travel | 1,565 | 1,665 | 1,665 | 1,996 |
| Utilities | 13 | 14 | 14 | 5 |
| | 13,928 | 14,700 | 14,693 | 13,284 |

Justice

Court Services

Active Positions

(Information Item)

| | 2016-2017 | | | | 2015-2016 | | | |
|-----------------------------|--------------|--------------|----------|-----------|--------------|--------------|----------|-----------|
| | Full Time | Part Time | Seasonal | Total | Full Time | Part Time | Seasonal | Total |
| Regional Allocation | | | | | | | | |
| Headquarters | 2 | - | - | 2 | 2 | - | - | 2 |
| North Slave | 49 | - | - | 49 | 48 | - | - | 48 |
| Tłıchǫ | - | - | - | - | - | - | - | - |
| South Slave | 9 | - | - | 9 | 9 | - | - | 9 |
| Dehcho | - | - | - | - | - | - | - | - |
| Sahtu | - | - | - | - | - | - | - | - |
| Beaufort Delta | 2 | - | - | 2 | 9 | - | - | 9 |
| | 62 | - | - | 62 | 68 | - | - | 68 |
| Community Allocation | | | | | | | | |
| Headquarters | 2 | - | - | 2 | 2 | - | - | 2 |
| Regional Offices | 60 | - | - | 60 | 66 | - | - | 66 |
| Other | - | - | - | - | - | - | - | - |
| | 62 | - | - | 62 | 68 | - | - | 68 |

Full Time and Part Time positions may be indeterminate positions with no end date of employment or for a fixed term. Regional Offices include positions located in Yellowknife Regional Offices (North Slave), Fort Smith, Hay River, Fort Simpson, Norman Wells and Inuvik.

Justice

Legal Aid Services

Activity Description

The Legal Aid Commission (the Commission) is established under the *Legal Aid Act*, and is responsible for ensuring that all eligible persons in the NWT receive legal aid. The Commission provides legal services for legal aid outreach, most criminal and family law matters, and some civil cases. It determines eligibility for legal aid in accordance with the parameters established by the *Legal Aid Act* and the regulations under the *Act*. The Commission is also responsible for the court worker program, public legal education, and providing administrative supervision to the Office of the Children's Lawyer.

Justice

Legal Aid Services

Operations Expenditure Summary

(thousands of dollars)

| | 2016-2017 Main Estimates | 2015-2016 Revised Estimates | 2015-2016 Main Estimates | 2014-2015 Actuals |
|---------------------------------|---|--|---|------------------------------|
| Program Detail | | | | |
| Community Legal Aid Clinic | 433 | 410 | 437 | 722 |
| Court Workers | 1,084 | 1,200 | 1,198 | 834 |
| Legal Aid Commission | 2,654 | 2,887 | 2,886 | 2,201 |
| Office of the Children's Lawyer | 308 | 309 | 309 | 289 |
| Somba K'e Legal Aid Clinic | 892 | 760 | 896 | 692 |
| Yellowknife Legal Aid Clinic | 881 | 1,049 | 886 | 964 |
| | 6,252 | 6,615 | 6,612 | 5,702 |
| Expenditure Category | | | | |
| Compensation and Benefits | 4,279 | 4,393 | 4,390 | 4,126 |
| Amortization | 11 | 40 | 40 | 47 |
| Computer Hardware and Software | 10 | 10 | 10 | 5 |
| Contract Services | 122 | 99 | 122 | 104 |
| Controllable Assets | - | - | - | 1 |
| Fees and Payments | 1,242 | 1,465 | 1,442 | 906 |
| Materials and Supplies | 46 | 51 | 51 | 54 |
| Purchased Services | 50 | 65 | 65 | 71 |
| Travel | 492 | 492 | 492 | 388 |
| | 6,252 | 6,615 | 6,612 | 5,702 |

Justice
Legal Aid Services

Active Positions
(Information Item)

| | 2016-2017 | | | | 2015-2016 | | | |
|-----------------------------|-----------|-----------|----------|-----------|-----------|-----------|----------|-----------|
| | Full Time | Part Time | Seasonal | Total | Full Time | Part Time | Seasonal | Total |
| Regional Allocation | | | | | | | | |
| Headquarters | - | - | - | - | - | - | - | - |
| North Slave | 25 | - | - | 25 | 23 | - | - | 23 |
| Tłı̨chǫ | 1 | - | - | 1 | 1 | - | - | 1 |
| South Slave | 2 | - | - | 2 | 2 | - | - | 2 |
| Dehcho | 1 | - | - | 1 | 1 | - | - | 1 |
| Sahtu | 1 | - | - | 1 | 1 | - | - | 1 |
| Beaufort Delta | 3 | - | - | 3 | 6 | - | - | 6 |
| | 33 | - | - | 33 | 34 | - | - | 34 |
| Community Allocation | | | | | | | | |
| Headquarters | - | - | - | - | - | - | - | - |
| Regional Offices | 30 | - | - | 30 | 30 | - | - | 30 |
| Other | 3 | - | - | 3 | 4 | - | - | 4 |
| | 33 | - | - | 33 | 34 | - | - | 34 |

Full Time and Part Time positions may be indeterminate positions with no end date of employment or for a fixed term. Regional Offices include positions located in Yellowknife Regional Offices (North Slave), Fort Smith, Hay River, Fort Simpson, Norman Wells and Inuvik.

Justice

Office of the Regulator of Oil And Gas Operations

Activity Description

The Regulator of Oil and Gas Operations (Regulator) regulates onshore oil and gas operations in the NWT, outside of federal areas and the Inuvialuit Settlement Region, for the primary purposes of ensuring safety, environmental protection and the conservation of oil and gas resources. The Office of the Regulator of Oil and Gas Operations (OROGO) was established to support the Regulator. OROGO's responsibilities include conducting reviews of applications, regulating seismic and drilling operations, facility (including pipeline and well) regulation, inspection and compliance verification, and emergency response and investigation.

Justice

Office of the Regulator of Oil And Gas Operations

Operations Expenditure Summary

(thousands of dollars)

| | 2016-2017 Main Estimates | 2015-2016 Revised Estimates | 2015-2016 Main Estimates | 2014-2015 Actuals |
|---|---|--|---|------------------------------|
| Program Detail | | | | |
| Office of the Regulator of Oil and Gas Operations | 1,869 | 2,185 | 2,185 | 1,189 |
| Expenditure Category | | | | |
| Compensation and Benefits | 871 | 1,087 | 1,087 | 560 |
| Computer Hardware and Software | - | - | - | 5 |
| Contract Services | 750 | 850 | 850 | 438 |
| Controllable Assets | 10 | 10 | 10 | 7 |
| Fees and Payments | - | - | - | 15 |
| Materials and Supplies | 50 | 50 | 50 | 24 |
| Purchased Services | 118 | 118 | 118 | 37 |
| Travel | 70 | 70 | 70 | 103 |
| | 1,869 | 2,185 | 2,185 | 1,189 |

Justice

Office of the Regulator of Oil And Gas Operations

Active Positions (Information Item)

| | 2016-2017 | | | | 2015-2016 | | | |
|-----------------------------|--------------|--------------|----------|----------|--------------|--------------|----------|----------|
| | Full Time | Part Time | Seasonal | Total | Full Time | Part Time | Seasonal | Total |
| Regional Allocation | | | | | | | | |
| Headquarters | 6 | - | - | 6 | 6 | - | - | 6 |
| North Slave | - | - | - | - | - | - | - | - |
| Tłı̨chǫ | - | - | - | - | - | - | - | - |
| South Slave | - | - | - | - | - | - | - | - |
| Dehcho | - | - | - | - | - | - | - | - |
| Sahtu | - | - | - | - | - | - | - | - |
| Beaufort Delta | - | - | - | - | - | - | - | - |
| | 6 | - | - | 6 | 6 | - | - | 6 |
| Community Allocation | | | | | | | | |
| Headquarters | 6 | - | - | 6 | 6 | - | - | 6 |
| Regional Offices | - | - | - | - | - | - | - | - |
| Other | - | - | - | - | - | - | - | - |
| | 6 | - | - | 6 | 6 | - | - | 6 |

Full Time and Part Time positions may be indeterminate positions with no end date of employment or for a fixed term. Regional Offices include positions located in Yellowknife Regional Offices (North Slave), Fort Smith, Hay River, Fort Simpson, Norman Wells and Inuvik.

Justice

Policing Services

Activity Description

The RCMP provides policing services for NWT communities through an agreement between the GNWT and the Government of Canada. An agreement exists with Public Safety Canada to cost-share DNA testing and analysis and to support Aboriginal policing positions.

Justice

Policing Services

Operations Expenditure Summary

(thousands of dollars)

| | 2016-2017 Main Estimates | 2015-2016 Revised Estimates | 2015-2016 Main Estimates | 2014-2015 Actuals |
|-----------------------------|---|--|---|------------------------------|
| Program Detail | | | | |
| Biology Casework | 183 | 135 | 135 | 95 |
| First Nations Policing | 424 | 424 | 424 | 352 |
| Territorial Police Services | 44,122 | 45,059 | 44,014 | 44,430 |
| | 44,729 | 45,618 | 44,573 | 44,877 |
| Expenditure Category | | | | |
| Contract Services | 44,729 | 45,618 | 44,573 | 44,877 |

Justice

Services to Government

Activity Description

Services to Government includes the corporate management activities of the Directorate, Policy and Planning, Corporate Services and Informatics Divisions. It also includes services provided to other GNWT departments, boards and agencies. Legal Division provides advice and representation to all GNWT departments and specified public agencies. GNWT bills and regulations are prepared by legislative drafters in Legislation Division, and legal translators prepare French versions of these instruments. The GNWT Access and Privacy Office (within the Policy and Planning Division) provides advice and information to GNWT public bodies on the Access to Information and *Protection of Privacy (ATIPP) Act*.

Justice
Services to Government
Operations Expenditure Summary

(thousands of dollars)

| | 2016-2017 Main Estimates | 2015-2016 Revised Estimates | 2015-2016 Main Estimates | 2014-2015 Actuals |
|-------------------------------------|---|--|---|------------------------------|
| Program Detail | | | | |
| Corporate Services | 3,198 | 3,257 | 3,288 | 3,427 |
| Directorate | 1,307 | 1,338 | 1,098 | 3,478 |
| Informatics Division | 1,189 | 1,242 | 1,111 | 1,149 |
| Legal Division | 4,082 | 4,192 | 4,192 | 3,543 |
| Legislation Division | 1,940 | 1,951 | 1,951 | 1,761 |
| Policy and Planning | 1,645 | 1,898 | 1,898 | 1,487 |
| | 13,361 | 13,878 | 13,538 | 14,845 |
| Expenditure Category | | | | |
| Compensation and Benefits | 10,096 | 10,380 | 10,045 | 11,924 |
| Grants, Contributions and Transfers | 9 | 9 | 9 | 27 |
| Amortization | 7 | 20 | 20 | 17 |
| Chargebacks | 1,923 | 1,896 | 1,927 | 1,771 |
| Computer Hardware and Software | 380 | 538 | 507 | 151 |
| Contract Services | 252 | 252 | 252 | 384 |
| Controllable Assets | - | 75 | 75 | 8 |
| Fees and Payments | 110 | 110 | 110 | 136 |
| Materials and Supplies | 258 | 293 | 288 | 114 |
| Purchased Services | 152 | 140 | 140 | 171 |
| Travel | 171 | 160 | 160 | 142 |
| Utilities | 3 | 5 | 5 | - |
| | 13,361 | 13,878 | 13,538 | 14,845 |

Justice

Services to Government

Grants, Contributions and Transfers

(thousands of dollars)

| | 2016-2017 Main Estimates | 2015-2016 Revised Estimates | 2015-2016 Main Estimates | 2014-2015 Actuals |
|---------------------------------------|--------------------------------|-----------------------------------|--------------------------------|----------------------|
| Grants | | | | |
| National Justice Issues | 9 | 9 | 9 | 6 |
| Aboriginal Court Challenges | - | - | - | 21 |
| Total Grants and Contributions | 9 | 9 | 9 | 27 |

Descriptions of Grants

National Justice Issues (9) - Grants to organizations working toward improving the Canadian Justice System.

Aboriginal Court Challenges - A grant that was to provide assistance to non-profit groups and individuals raising issues involving the definition and protection of aboriginal rights.

Justice

Services to Government

Active Positions (Information Item)

| | 2016-2017 | | | | 2015-2016 | | | |
|-----------------------------|--------------|--------------|----------|-----------|--------------|--------------|----------|-----------|
| | Full Time | Part Time | Seasonal | Total | Full Time | Part Time | Seasonal | Total |
| Regional Allocation | | | | | | | | |
| Headquarters | 67 | - | - | 67 | 68 | - | - | 68 |
| North Slave | - | - | - | - | - | - | - | - |
| Tłı̨chǫ | - | - | - | - | - | - | - | - |
| South Slave | - | - | - | - | - | - | - | - |
| Dehcho | - | - | - | - | - | - | - | - |
| Sahtu | - | - | - | - | - | - | - | - |
| Beaufort Delta | - | - | - | - | - | - | - | - |
| | 67 | - | - | 67 | 68 | - | - | 68 |
| Community Allocation | | | | | | | | |
| Headquarters | 67 | - | - | 67 | 68 | - | - | 68 |
| Regional Offices | - | - | - | - | - | - | - | - |
| Other | - | - | - | - | - | - | - | - |
| | 67 | - | - | 67 | 68 | - | - | 68 |

Full Time and Part Time positions may be indeterminate positions with no end date of employment or for a fixed term. Regional Offices include positions located in Yellowknife Regional Offices (North Slave), Fort Smith, Hay River, Fort Simpson, Norman Wells and Inuvik.

Justice

Services to Public

Activity Description

Services to Public includes a number of programs and services that are accessible to all residents, including services available from the following:

- Public Trustee's Office;
- Coroner's Office;
- Legal Registries (Land Titles Office; corporation, partnership, business name, cooperative association and society registration; personal property registration, regulation of securities trading, registration of notary publics and commissioners for oaths);
- Maintenance Enforcement Office; and
- Rental Office

Justice

Services to Public

Operations Expenditure Summary

(thousands of dollars)

| | 2016-2017 Main Estimates | 2015-2016 Revised Estimates | 2015-2016 Main Estimates | 2014-2015 Actuals |
|--------------------------------|---|--|---|------------------------------|
| Program Detail | | | | |
| Coroner's Program | 706 | 708 | 708 | 804 |
| Legal Registries | 2,062 | 2,167 | 2,167 | 2,072 |
| Maintenance Enforcement | 821 | 825 | 825 | 788 |
| Public Trustee | 481 | 465 | 464 | 459 |
| Rental Office | 233 | 235 | 235 | 269 |
| | 4,303 | 4,400 | 4,399 | 4,392 |
| Expenditure Category | | | | |
| Compensation and Benefits | 3,435 | 3,530 | 3,529 | 3,460 |
| Amortization | 66 | 46 | 46 | 73 |
| Chargebacks | 4 | 4 | 4 | - |
| Computer Hardware and Software | 32 | 32 | 32 | 61 |
| Contract Services | 188 | 188 | 188 | 334 |
| Controllable Assets | - | - | - | 9 |
| Fees and Payments | 213 | 213 | 213 | 84 |
| Materials and Supplies | 63 | 64 | 64 | 62 |
| Purchased Services | 119 | 138 | 138 | 231 |
| Travel | 82 | 82 | 82 | 76 |
| Utilities | 101 | 103 | 103 | 2 |
| | 4,303 | 4,400 | 4,399 | 4,392 |

Justice

Services to Public

Active Positions (Information Item)

| | 2016-2017 | | | | 2015-2016 | | | |
|-----------------------------|--------------|--------------|----------|-----------|--------------|--------------|----------|-----------|
| | Full Time | Part Time | Seasonal | Total | Full Time | Part Time | Seasonal | Total |
| Regional Allocation | | | | | | | | |
| Headquarters | 2 | - | - | 2 | 2 | - | - | 2 |
| North Slave | 27 | 1 | - | 28 | 28 | 1 | - | 29 |
| Tłı̨chǫ | - | - | - | - | - | - | - | - |
| South Slave | - | - | - | - | - | - | - | - |
| Dehcho | - | - | - | - | - | - | - | - |
| Sahtu | - | - | - | - | - | - | - | - |
| Beaufort Delta | - | - | - | - | - | - | - | - |
| | 29 | 1 | - | 30 | 30 | 1 | - | 31 |
| Community Allocation | | | | | | | | |
| Headquarters | 2 | - | - | 2 | 2 | - | - | 2 |
| Regional Offices | 27 | 1 | - | 28 | 28 | 1 | - | 29 |
| Other | - | - | - | - | - | - | - | - |
| | 29 | 1 | - | 30 | 30 | 1 | - | 31 |

Full Time and Part Time positions may be indeterminate positions with no end date of employment or for a fixed term. Regional Offices include positions located in Yellowknife Regional Offices (North Slave), Fort Smith, Hay River, Fort Simpson, Norman Wells and Inuvik.

Justice

Work Performed on Behalf of Others

(Information Item)

(thousands of dollars)

| Items | 2016-2017 Main Estimates | 2015-2016 Revised Estimates | 2015-2016 Main Estimates | 2014-2015 Actuals |
|---|--------------------------------|-----------------------------------|--------------------------------|----------------------|
| Aboriginal Courtwork Program Training | - | 28 | - | 107 |
| Building a Northern Evidence-Based Approach to Crime Prevention | 249 | 372 | - | 101 |
| Estates Clerk | 144 | 146 | 144 | 172 |
| Framework for Enhancing Victim Services in NWT | - | 647 | 500 | 500 |
| Gwich'in Land Implementation | 23 | 23 | 22 | 25 |
| Law Society of the NWT | - | - | 20 | 28 |
| NWT Law Foundation | - | 50 | 50 | 50 |
| Sahtu Land Implementation | 23 | 23 | 22 | 23 |
| Supporting Families Fund | 201 | 201 | 201 | 201 |
| Tłı̨chǫ Agreement Implementation Funding | 452 | 452 | 300 | 45 |
| Uniform Law Conference of Canada | - | 6 | - | - |
| Wellness Court Program | 100 | 100 | - | - |
| | 1,192 | 2,048 | 1,259 | 1,252 |

Descriptions of Work Performed on Behalf of Others

Aboriginal Court work Program Training - An agreement with the Government of Canada to provide additional training to Court workers in the Northwest Territories.

Building a Northern Evidence Based Approach to Crime Prevention (249) - An agreement with the Government of Canada which provides federal funding to support the three territorial governments working together on best approaches to crime prevention.

Estates Clerk (144) - On behalf of The Department of Aboriginal Affairs and Northern Development Canada, the Government of the Northwest Territories administers estates of aboriginal persons.

Framework for Enhancing Victim Services in NWT - Formally the *Victims of Crime Emergency Financial Assistance Fund*, an agreement with Justice Canada, for a five year period, to continue and enhance Victims Services in the NWT.

Gwich'in Land Implementation (23) - Under the terms of a 10 year Bilateral Funding Agreement between the Department of Aboriginal Affairs and Northern Development Canada and the Government of the Northwest Territories, Canada will provide a grant payment to the GNWT to assist with Gwich'in implementation activities pursuant to the Gwich'in Implementation Plan.

Law Society of the NWT - An MOU for the purpose of providing additional funding for materials and supplies for the Court Library.

NWT Law Foundation - An agreement for the purpose of providing additional funding towards the acquisition of materials and supplies for the Court Library.

Justice

Work Performed on Behalf of Others

(Information Item)

Sahtu Land Implementation (23) - Under the terms of a 10 year Bilateral Funding Agreement between the Department of Aboriginal Affairs and Northern Development Canada and the Government of the Northwest Territories, Canada will provide a grant payment to the GNWT to assist with Sahtu implementation activities pursuant to the Sahtu Implementation Plan.

Supporting Families Fund (201) - An agreement with the Federal Government for the purpose of providing funds to defray some of the costs associated with public awareness initiatives and administration in the Northwest Territories with respect to family law.

Tłıchǫ Agreement Implementation Funding (452) - Under the terms of a 10 year Bilateral Funding Agreement between the Department of Aboriginal Affairs and Northern Development Canada and the Government of the Northwest Territories, Canada will provide a grant payment to the GNWT to assist with Tłıchǫ implementation activities pursuant to the Tłıchǫ Implementation Plan.

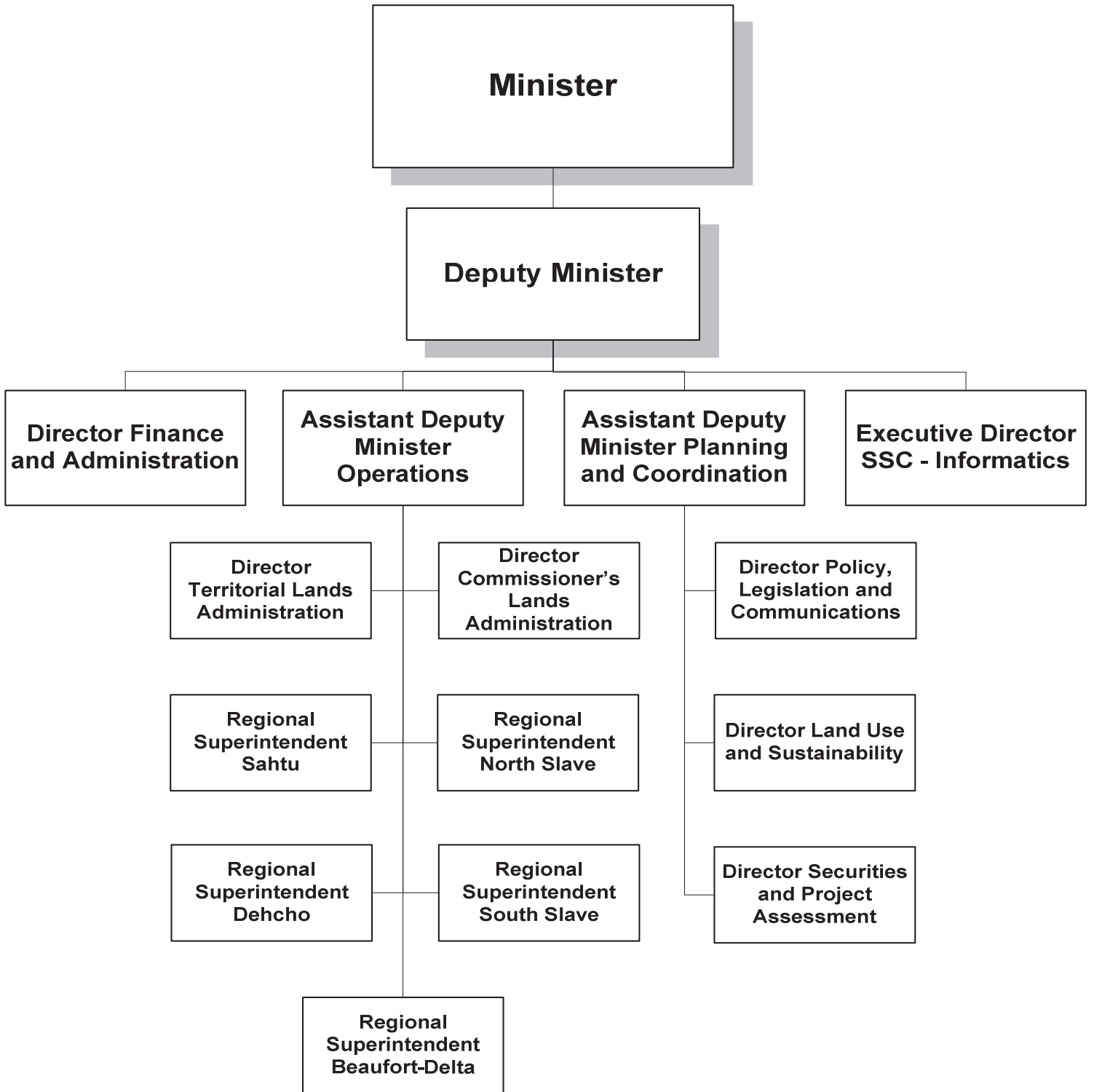
Uniform Law Conference of Canada - Agreement to provide funding for hosting the 97th annual meeting of the uniform law conference of Canada in Yellowknife.

Wellness Court Program (100) - An agreement for the purpose of providing federal funding under Canada's Drug Treatment Court Funding Program to assist in efforts to support the Wellness Court Program.

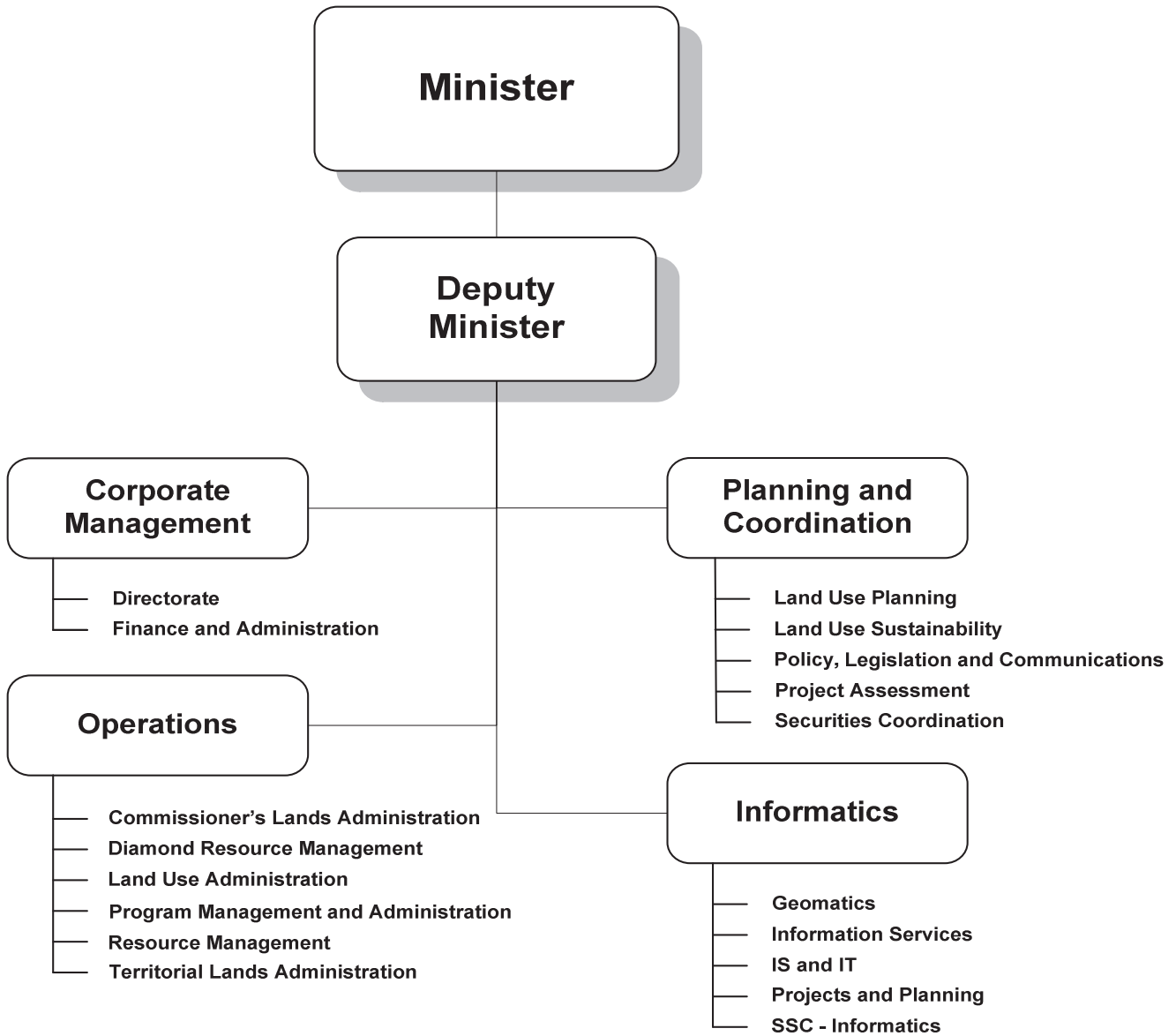
This page intentionally left blank

Lands

**Lands
Organizational Chart**



Lands
Accounting Structure Chart

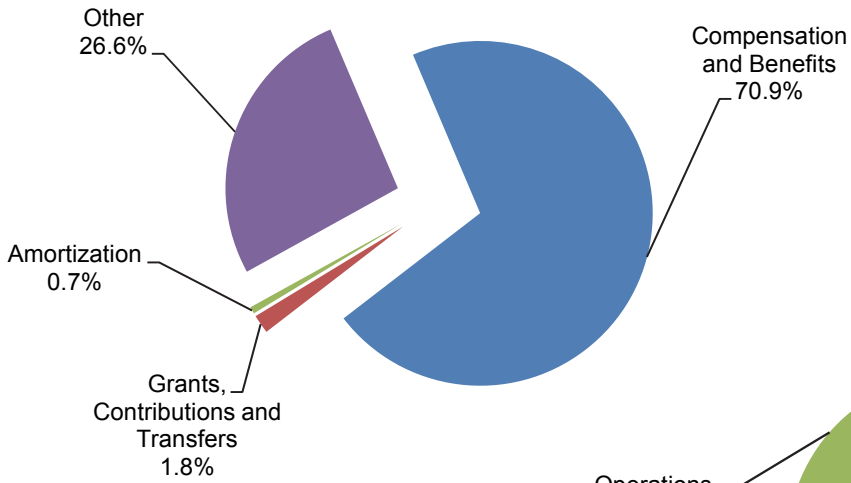


Lands

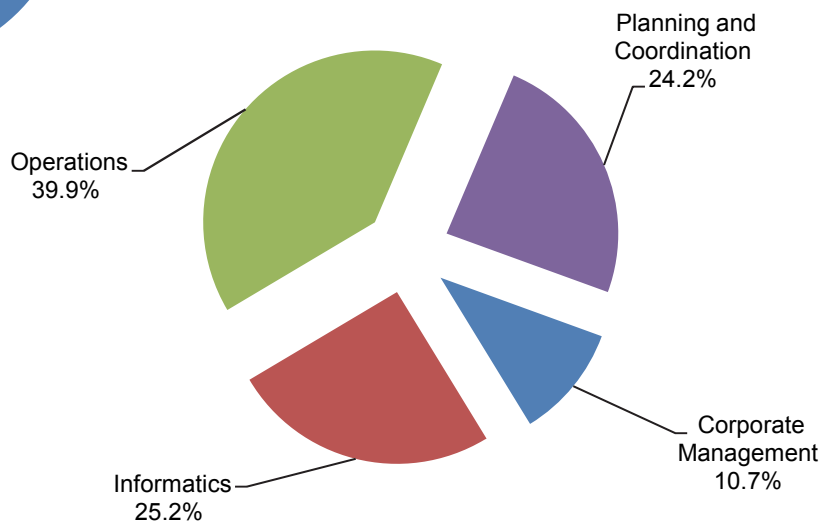
Graphs

Operations Expenditures

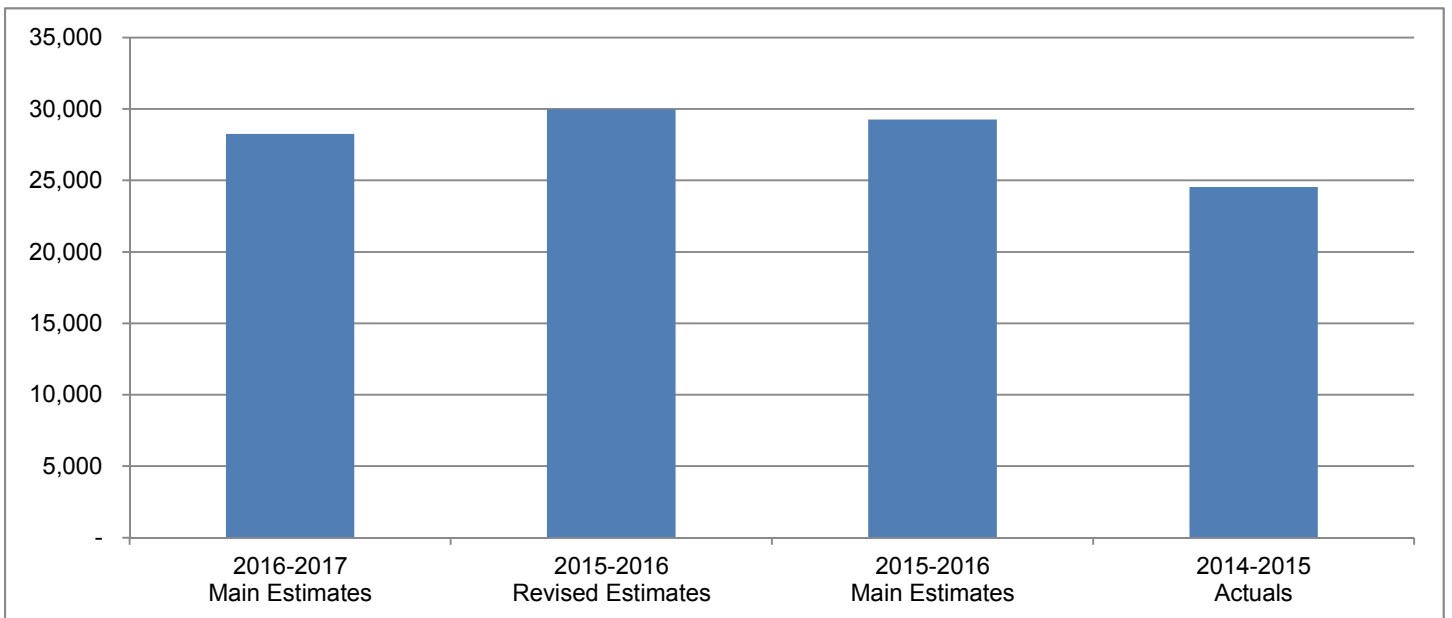
By Expenditure Category



By Activity



**Operations Expenditures Comparison
(thousands of dollars)**



Lands

The mandate of the Department of Lands is to manage, administer and plan for the sustainable use of public land in the Northwest Territories in a fair and transparent manner that reflects the interests of the people of the Northwest Territories.

(thousands of dollars)

| | 2016-2017 Main Estimates | 2015-2016 Revised Estimates | 2015-2016 Main Estimates | 2014-2015 Actuals |
|-------------------------------------|---|--|---|------------------------------|
| Activity | | | | |
| Corporate Management | 3,026 | 3,135 | 3,047 | 3,820 |
| Informatics | 7,118 | 7,551 | 7,119 | 5,509 |
| Operations | 11,282 | 12,015 | 11,770 | 9,717 |
| Planning and Coordination | 6,827 | 7,278 | 7,332 | 5,483 |
| | 28,253 | 29,979 | 29,268 | 24,529 |
| Expenditure Category | | | | |
| Compensation and Benefits | 20,044 | 20,423 | 20,344 | 17,100 |
| Grants, Contributions and Transfers | 500 | 600 | 600 | 1,013 |
| Amortization | 184 | 159 | 159 | 180 |
| Chargebacks | 794 | 798 | 798 | 1,022 |
| Computer Hardware and Software | 813 | 1,143 | 821 | 768 |
| Contract Services | 2,011 | 2,356 | 2,056 | 1,357 |
| Controllable Assets | 169 | 69 | 179 | 872 |
| Fees and Payments | 489 | 492 | 492 | 200 |
| Materials and Supplies | 942 | 983 | 983 | 664 |
| Purchased Services | 303 | 358 | 358 | 344 |
| Travel | 1,869 | 2,338 | 2,228 | 803 |
| Utilities | 135 | 260 | 250 | 39 |
| Valuation Allowances | - | - | - | 167 |
| | 28,253 | 29,979 | 29,268 | 24,529 |
| Total Revenues | 2,410 | 1,950 | 1,950 | 4,144 |
| Total Active Positions | 151 | | 155 | |
| Infrastructure Investment | 1,350 | 534 | - | 165 |

Lands

Revenue Summary

(Information Item)

(thousands of dollars)

| | 2016-2017 Main Estimates | 2015-2016 Revised Estimates | 2015-2016 Main Estimates | 2014-2015 Actuals |
|---------------------------------------|---|--|---|------------------------------|
| Non-renewable Resource Revenue | | | | |
| Quarry Royalties | 250 | 225 | 225 | 919 |
| General Revenues | | | | |
| Regulatory Revenues | 40 | 25 | 25 | 22 |
| Grants in Kind | - | - | - | 543 |
| Lease | 2,120 | 1,700 | 1,700 | 2,660 |
| | 2,160 | 1,725 | 1,725 | 3,225 |
| TOTAL REVENUES | 2,410 | 1,950 | 1,950 | 4,144 |

Lands

Active Position Summary

(Information Item)

| | 2016-2017 | | | | 2015-2016 | | | |
|------------------------------|--------------|--------------|----------|------------|--------------|--------------|----------|------------|
| | Full Time | Part Time | Seasonal | Total | Full Time | Part Time | Seasonal | Total |
| Activity | | | | | | | | |
| Corporate Management | 13 | - | - | 13 | 13 | - | - | 13 |
| Informatics | 39 | - | - | 39 | 39 | - | - | 39 |
| Operations | 68 | - | - | 68 | 72 | - | - | 72 |
| Planning and Coordination | 31 | - | - | 31 | 31 | - | - | 31 |
| | 151 | - | - | 151 | 155 | - | - | 155 |
| Regional Allocation | | | | | | | | |
| Headquarters | 103 | - | - | 103 | 101 | - | - | 101 |
| North Slave | 14 | - | - | 14 | 16 | - | - | 16 |
| Tłıchǵ | - | - | - | - | - | - | - | - |
| South Slave | 9 | - | - | 9 | 10 | - | - | 10 |
| Dehcho | 7 | - | - | 7 | 8 | - | - | 8 |
| Sahtu | 7 | - | - | 7 | 8 | - | - | 8 |
| Beaufort Delta | 11 | - | - | 11 | 12 | - | - | 12 |
| | 151 | - | - | 151 | 155 | - | - | 155 |
| Community Allocation | | | | | | | | |
| Headquarters | 103 | - | - | 103 | 101 | - | - | 101 |
| Regional Offices | 48 | - | - | 48 | 54 | - | - | 54 |
| Other | - | - | - | - | - | - | - | - |
| | 151 | - | - | 151 | 155 | - | - | 155 |

Full Time and Part Time positions may be indeterminate positions with no end date of employment or for a fixed term. Regional Offices include positions located in Yellowknife Regional Offices (North Slave), Fort Smith, Hay River, Fort Simpson, Norman Wells and Inuvik.

Lands

Corporate Management

Activity Description

The Directorate includes the Deputy Minister and Assistant Deputy Ministers of Planning and Coordination, and Operations. It guides the execution of instructions from the Minister, Cabinet and the Legislative Assembly. The Directorate provides leadership, management and strategic planning for the senior management team and the Department, including human and financial resources. The Directorate is accountable, and provides strategic advice and support, to the Minister.

The Finance and Administration Division provides financial planning, financial management and administrative advice and services across the Department and its regional offices including: internal controls, financial processes, oversight and internal audit of procurements and contracts and contributions, budget development, Financial Management Board submissions, expenditure and revenue monitoring, financial analysis including compliance with legislation, regulations and policies, and financial and human resource reporting, and audits.

Lands

Corporate Management

Operations Expenditure Summary

(thousands of dollars)

| | 2016-2017 Main Estimates | 2015-2016 Revised Estimates | 2015-2016 Main Estimates | 2014-2015 Actuals |
|--------------------------------|---|--|---|------------------------------|
| Program Detail | | | | |
| Directorate | 1,121 | 1,121 | 1,121 | 2,054 |
| Finance and Administration | 1,905 | 2,014 | 1,926 | 1,766 |
| | 3,026 | 3,135 | 3,047 | 3,820 |
| Expenditure Category | | | | |
| Compensation and Benefits | 1,922 | 1,922 | 1,837 | 2,567 |
| Chargebacks | 288 | 296 | 296 | 455 |
| Computer Hardware and Software | - | - | - | 15 |
| Contract Services | 205 | 205 | 205 | 76 |
| Controllable Assets | - | - | - | 300 |
| Fees and Payments | 14 | 14 | 13 | 38 |
| Materials and Supplies | 246 | 247 | 245 | 137 |
| Purchased Services | 227 | 327 | 327 | 195 |
| Travel | 124 | 124 | 124 | 37 |
| | 3,026 | 3,135 | 3,047 | 3,820 |

Lands

Corporate Management

Active Positions (Information Item)

| | 2016-2017 | | | | 2015-2016 | | | |
|-----------------------------|--------------|--------------|----------|-----------|--------------|--------------|----------|-----------|
| | Full Time | Part Time | Seasonal | Total | Full Time | Part Time | Seasonal | Total |
| Regional Allocation | | | | | | | | |
| Headquarters | 13 | - | - | 13 | 13 | - | - | 13 |
| North Slave | - | - | - | - | - | - | - | - |
| Tłı̨chǫ | - | - | - | - | - | - | - | - |
| South Slave | - | - | - | - | - | - | - | - |
| Dehcho | - | - | - | - | - | - | - | - |
| Sahtu | - | - | - | - | - | - | - | - |
| Beaufort Delta | - | - | - | - | - | - | - | - |
| | 13 | - | - | 13 | 13 | - | - | 13 |
| Community Allocation | | | | | | | | |
| Headquarters | 13 | - | - | 13 | 13 | - | - | 13 |
| Regional Offices | - | - | - | - | - | - | - | - |
| Other | - | - | - | - | - | - | - | - |
| | 13 | - | - | 13 | 13 | - | - | 13 |

Full Time and Part Time positions may be indeterminate positions with no end date of employment or for a fixed term. Regional Offices include positions located in Yellowknife Regional Offices (North Slave), Fort Smith, Hay River, Fort Simpson, Norman Wells and Inuvik.

Lands

Informatics

Activity Description

Informatics Shared Service Centre (ISSC) leads the planning, development and implementation of information and technology-related services and solutions for the Departments of Environment and Natural Resources, Industry Tourism and Investment, and Lands as well as the Office of the Regulator for Oil and Gas Operations and the Business Development & Investment Corporation. ISSC delivers professional, high quality, proactive, and innovative service and support that enables clients to effectively manage information and related assets, to provide effective, efficient and relevant programs/services, and ultimately, to achieve their mandates and objectives.

The ISSC is comprised of four units. The NWT Centre for Geomatics provides geomatics, remote sensing and geographic information systems services throughout the GNWT. The Information Services unit supports client departments in all areas of recorded information management including the development of department-wide policies and standards, and facilitating the records storage, retrieval and disposition processes. The Information Systems and Technology unit provides help desk support for ready-made and custom developed information systems, and provides application support such as system maintenance, upgrades and disaster recovery planning so clients can rely on their technical solutions to deliver high quality programs and services. The Projects and Planning unit leads efforts related to information systems projects and the introduction of new web tools and technology for client departments. This unit oversees project planning and prioritization functions for systems and web initiatives.

Lands

Informatics

Operations Expenditure Summary

(thousands of dollars)

| | 2016-2017 Main Estimates | 2015-2016 Revised Estimates | 2015-2016 Main Estimates | 2014-2015 Actuals |
|--------------------------------|--------------------------------|-----------------------------------|--------------------------------|----------------------|
| Program Detail | | | | |
| SSC - Informatics | 476 | 485 | 485 | 556 |
| Projects and Planning | 1,296 | 1,345 | 1,296 | 643 |
| IS and IT | 1,810 | 1,936 | 1,936 | 1,868 |
| Geomatics | 3,026 | 3,275 | 2,892 | 1,967 |
| Information Services | 510 | 510 | 510 | 475 |
| | 7,118 | 7,551 | 7,119 | 5,509 |
| Expenditure Category | | | | |
| Compensation and Benefits | 4,933 | 4,912 | 4,911 | 3,850 |
| Amortization | 150 | 159 | 159 | 180 |
| Chargebacks | 506 | 502 | 502 | 567 |
| Computer Hardware and Software | 813 | 1,143 | 821 | 609 |
| Contract Services | 329 | 438 | 329 | 73 |
| Controllable Assets | 10 | 20 | 20 | 31 |
| Fees and Payments | 92 | 94 | 94 | 61 |
| Materials and Supplies | 152 | 150 | 150 | 87 |
| Purchased Services | 19 | 19 | 19 | 8 |
| Travel | 114 | 114 | 114 | 43 |
| | 7,118 | 7,551 | 7,119 | 5,509 |

Lands

Informatics

Active Positions (Information Item)

| | 2016-2017 | | | | 2015-2016 | | | |
|-----------------------------|--------------|--------------|----------|-----------|--------------|--------------|----------|-----------|
| | Full Time | Part Time | Seasonal | Total | Full Time | Part Time | Seasonal | Total |
| Regional Allocation | | | | | | | | |
| Headquarters | 36 | - | - | 36 | 37 | - | - | 37 |
| North Slave | - | - | - | - | - | - | - | - |
| Tłı̨chǫ | - | - | - | - | - | - | - | - |
| South Slave | - | - | - | - | - | - | - | - |
| Dehcho | - | - | - | - | - | - | - | - |
| Sahtu | - | - | - | - | - | - | - | - |
| Beaufort Delta | 3 | - | - | 3 | 2 | - | - | 2 |
| | 39 | - | - | 39 | 39 | - | - | 39 |
| Community Allocation | | | | | | | | |
| Headquarters | 36 | - | - | 36 | 37 | - | - | 37 |
| Regional Offices | 3 | - | - | 3 | 2 | - | - | 2 |
| Other | - | - | - | - | - | - | - | - |
| | 39 | - | - | 39 | 39 | - | - | 39 |

Full Time and Part Time positions may be indeterminate positions with no end date of employment or for a fixed term. Regional Offices include positions located in Yellowknife Regional Offices (North Slave), Fort Smith, Hay River, Fort Simpson, Norman Wells and Inuvik.

Lands

Operations

Activity Description

Operations activities are carried out through two Lands Administration divisions in Yellowknife and five regional offices. Land management and enforcement compliance programs control, manage and administer all public lands in the Northwest Territories, on behalf of the Commissioner of the NWT, pursuant to environmental protection legislation, policies and procedures.

Lands Administration provides the overall leadership, management, expertise, and development of program policies and procedures for the units responsible for Commissioner's and territorial land administration.

Commissioner's Lands Administration is responsible for the management of Commissioner's land under the *Commissioner's Land Act* and Regulations. Territorial Lands Administration is responsible for the management of territorial land under the *Northwest Territories Lands Act* and Regulations pertaining to surface rights. Responsibilities for both Commissioner's and territorial land administration includes: maintaining land inventories, managing and administering leases and other dispositions of land, land valuation, quarry permits, securities, processing survey applications, contract administration, record keeping including maintaining the land database, revenue collection, and unauthorized use and occupancy processes.

The Resource Management units in regional offices conduct inspections for land leases, land use and quarry permits and water licenses; investigate potential unauthorized uses of land or land development; conduct hazardous materials and spills inspections and abandoned waste site inspections; and issue trespass notices and development permit violations.

Lands

Operations

Operations Expenditure Summary

(thousands of dollars)

| | 2016-2017 Main Estimates | 2015-2016 Revised Estimates | 2015-2016 Main Estimates | 2014-2015 Actuals |
|---------------------------------------|--------------------------------|-----------------------------------|--------------------------------|----------------------|
| Program Detail | | | | |
| Lands Administration | 529 | 529 | 529 | 437 |
| Territorial Lands Administration | 1,590 | 1,590 | 1,590 | 1,336 |
| Commissioner's Lands Administration | 2,154 | 2,253 | 2,079 | 2,545 |
| Program Management and Administration | 2,288 | 2,316 | 2,418 | 2,571 |
| Land Use Administration | 519 | 629 | 629 | 458 |
| Resource Management | 3,255 | 3,751 | 3,578 | 1,889 |
| Diamond Resource Management | 947 | 947 | 947 | 481 |
| | 11,282 | 12,015 | 11,770 | 9,717 |
| Expenditure Category | | | | |
| Compensation and Benefits | 8,760 | 9,110 | 8,951 | 7,038 |
| Grants, Contributions and Transfers | - | - | - | 543 |
| Amortization | 34 | - | - | - |
| Computer Hardware and Software | - | - | - | 116 |
| Contract Services | 140 | 151 | 110 | 195 |
| Controllable Assets | 159 | 49 | 159 | 502 |
| Fees and Payments | 328 | 337 | 336 | 60 |
| Materials and Supplies | 414 | 432 | 430 | 341 |
| Purchased Services | 30 | - | - | 63 |
| Travel | 1,282 | 1,676 | 1,534 | 653 |
| Utilities | 135 | 260 | 250 | 39 |
| Valuation Allowances | - | - | - | 167 |
| | 11,282 | 12,015 | 11,770 | 9,717 |

Lands

Operations

Grants, Contributions and Transfers

(thousands of dollars)

| | 2016-2017 Main Estimates | 2015-2016 Revised Estimates | 2015-2016 Main Estimates | 2014-2015 Actuals |
|---------------------------|---|--|---|------------------------------|
| Grants | | | | |
| Land Sales Grants-in-Kind | - | - | - | 543 |

Descriptions of Grants

Land Sales Grants-in-Kind - To recognize the value for land sales for which title transferred in 2014-15 to another party, in exchange for nominal or no consideration or for consideration at less than fair market value.

Lands

Operations

Active Positions (Information Item)

| | 2016-2017 | | | | 2015-2016 | | | |
|-----------------------------|--------------|--------------|----------|-----------|--------------|--------------|----------|-----------|
| | Full Time | Part Time | Seasonal | Total | Full Time | Part Time | Seasonal | Total |
| Regional Allocation | | | | | | | | |
| Headquarters | 23 | - | - | 23 | 20 | - | - | 20 |
| North Slave | 14 | - | - | 14 | 16 | - | - | 16 |
| Tłıchǫ | - | - | - | - | - | - | - | - |
| South Slave | 9 | - | - | 9 | 10 | - | - | 10 |
| Dehcho | 7 | - | - | 7 | 8 | - | - | 8 |
| Sahtu | 7 | - | - | 7 | 8 | - | - | 8 |
| Beaufort Delta | 8 | - | - | 8 | 10 | - | - | 10 |
| | 68 | - | - | 68 | 72 | - | - | 72 |
| Community Allocation | | | | | | | | |
| Headquarters | 23 | - | - | 23 | 20 | - | - | 20 |
| Regional Offices | 45 | - | - | 45 | 52 | - | - | 52 |
| Other | - | - | - | - | - | - | - | - |
| | 68 | - | - | 68 | 72 | - | - | 72 |

Full Time and Part Time positions may be indeterminate positions with no end date of employment or for a fixed term. Regional Offices include positions located in Yellowknife Regional Offices (North Slave), Fort Smith, Hay River, Fort Simpson, Norman Wells and Inuvik.

Lands

Planning and Coordination

Activity Description

Planning and Coordination performs an interdepartmental and intergovernmental role in coordinating Government of the Northwest Territories' input and decision making in the NWT integrated resource management regime.

The Policy, Legislation and Communications (PLC) division provides intergovernmental coordination for input into federal amendments to the *Mackenzie Valley Resource Management Act* (MVRMA) and its regulations, development of new regulations under the MVRMA, and represents the Department on intergovernmental fora. PLC also provides overall leadership and strategic advice on all policies, planning initiatives, legislation, and communications, and coordinates responses to Access to Information and Privacy requests for the Department.

The Land Use and Sustainability division is responsible for strategic land use initiatives, including land use planning, on behalf of the GNWT; develops processes to support balanced decision-making; and develops and recommends policy for the management, administration and sustainable use of land to ensure maximum benefit to the people of the NWT.

The Securities and Project Assessment division is responsible for the overall coordination of GNWT participation in environmental assessments and management of environmental securities.

Lands

Planning and Coordination Operations Expenditure Summary

(thousands of dollars)

| | 2016-2017 Main Estimates | 2015-2016 Revised Estimates | 2015-2016 Main Estimates | 2014-2015 Actuals |
|--|---|--|---|------------------------------|
| Program Detail | | | | |
| Policy, Legislation and Communications | 1,717 | 1,868 | 1,856 | 1,568 |
| Land Use Planning and Sustainability | 483 | 543 | 543 | 391 |
| Land Use Sustainability | 1,098 | 846 | 846 | 791 |
| Land Use Planning | 1,619 | 1,861 | 1,861 | 1,255 |
| Project Assessment Branch | 1,001 | 1,151 | 1,217 | 648 |
| Securities Coordination | 909 | 1,009 | 1,009 | 830 |
| | 6,827 | 7,278 | 7,332 | 5,483 |
| Expenditure Category | | | | |
| Compensation and Benefits | 4,429 | 4,479 | 4,645 | 3,645 |
| Grants, Contributions and Transfers | 500 | 600 | 600 | 470 |
| Computer Hardware and Software | - | - | - | 28 |
| Contract Services | 1,337 | 1,562 | 1,412 | 1,013 |
| Controllable Assets | - | - | - | 39 |
| Fees and Payments | 55 | 47 | 49 | 41 |
| Materials and Supplies | 130 | 154 | 158 | 99 |
| Purchased Services | 27 | 12 | 12 | 78 |
| Travel | 349 | 424 | 456 | 70 |
| | 6,827 | 7,278 | 7,332 | 5,483 |

Lands

Planning and Coordination

Grants, Contributions and Transfers

(thousands of dollars)

| | 2016-2017 Main Estimates | 2015-2016 Revised Estimates | 2015-2016 Main Estimates | 2014-2015 Actuals |
|--|--------------------------------|-----------------------------------|--------------------------------|----------------------|
| Contributions | | | | |
| Supporting Consultation for Land Use Decisions | 75 | 100 | 100 | 62 |
| Supporting Land Use Planning Initiatives | 375 | 400 | 400 | 369 |
| Supporting Sustainable Land Use Management | 50 | 100 | 100 | 39 |
| Total Contributions | 500 | 600 | 600 | 470 |

Descriptions of Contributions

Supporting Consultation for Land Use Decisions (75) - Contributions to Aboriginal organizations, community governments, non-government organizations, and accredited academic institutions in Canada, in support of engagement on land-related decision making or policy development, including collecting information or undertaking studies or projects or participation in processes that will support engagement and/or consultation for decisions on land use in the Northwest Territories.

Supporting Land Use Planning Initiatives (375) - Contributions to Aboriginal organizations, community governments, non-government organizations, and accredited academic institutions in Canada, in support of land use planning processes and/or policy development, including collecting information, undertaking studies, projects or participating in processes that will support regional, sub-regional, or transboundary land use planning activities.

Supporting Sustainable Land Use Management (50) - Contributions to Aboriginal organizations, community governments, non-government organizations, and accredited academic institutions in Canada, in support of research, development of approaches, processes and policies in support of sustainable land use management and/or related to implementing the Land Use and Sustainability Framework, including collecting information and undertaking studies or projects or participating in processes for the development of policy or guidelines for land and resource management.

Lands

Planning and Coordination

Active Positions (Information Item)

| | 2016-2017 | | | | 2015-2016 | | | |
|-----------------------------|--------------|--------------|----------|-----------|--------------|--------------|----------|-----------|
| | Full Time | Part Time | Seasonal | Total | Full Time | Part Time | Seasonal | Total |
| Regional Allocation | | | | | | | | |
| Headquarters | 31 | - | - | 31 | 31 | - | - | 31 |
| North Slave | - | - | - | - | - | - | - | - |
| Tłı̨chǫ | - | - | - | - | - | - | - | - |
| South Slave | - | - | - | - | - | - | - | - |
| Dehcho | - | - | - | - | - | - | - | - |
| Sahtu | - | - | - | - | - | - | - | - |
| Beaufort Delta | - | - | - | - | - | - | - | - |
| | 31 | - | - | 31 | 31 | - | - | 31 |
| Community Allocation | | | | | | | | |
| Headquarters | 31 | - | - | 31 | 31 | - | - | 31 |
| Regional Offices | - | - | - | - | - | - | - | - |
| Other | - | - | - | - | - | - | - | - |
| | 31 | - | - | 31 | 31 | - | - | 31 |

Full Time and Part Time positions may be indeterminate positions with no end date of employment or for a fixed term. Regional Offices include positions located in Yellowknife Regional Offices (North Slave), Fort Smith, Hay River, Fort Simpson, Norman Wells and Inuvik.

Lands

Lease Commitments

(Information Item)

(thousands of dollars)

2016-2017

| <u>Type of Property</u> | <u>Community</u> | <u>Main Estimates</u> | <u>Future Lease Payments</u> |
|-------------------------|------------------|---------------------------|----------------------------------|
| Shop Space | Norman Wells | 43 | 23 |
| | | 43 | 23 |

The above leases do not include capital leases. In the event a lease is deemed to be a capital lease the associated asset is included in tangible capital assets and amortized over the useful life of the asset; and the lease is recorded as a financial liability.

The Main Estimates and Future Lease Payment amounts represent the Base Rent cost, excluding any operations and maintenance component that is included in the total Lease costs in the agreement.

Lands

Work Performed on Behalf of Others

(Information Item)

(thousands of dollars)

| Items | 2016-2017 Main Estimates | 2015-2016 Revised Estimates | 2015-2016 Main Estimates | 2014-2015 Actuals |
|--|--------------------------------|-----------------------------------|--------------------------------|----------------------|
| Indigenous and Northern Affairs Canada (INAC) - Inuvialuit Land Claim | 100 | 100 | 100 | 200 |
| Indigenous and Northern Affairs Canada (INAC) - NWT Discovery Portal | - | - | - | 14 |
| Indigenous and Northern Affairs Canada (INAC) - Surface Rights Board | 294 | 289 | - | - |
| Natural Resources Canada (NRCan) - Geoconnections Program | - | 73 | - | - |
| | 394 | 462 | 100 | 214 |

Descriptions of Work Performed on Behalf of Others

Indigenous and Northern Affairs Canada (INAC) (100) - Inuvialuit Land Claim - Under the terms of a contribution funding agreement between INAC and the Government of the Northwest Territories (GNWT), INAC will provide 2016-17 implementation funding to the GNWT to assist with Inuvialuit implementation activities pursuant to the Inuvialuit Final Agreement.

Indigenous and Northern Affairs Canada (INAC) - NWT Discovery Portal - Under the terms of a contribution funding agreement between INAC and the GNWT, INAC provided 2014-15 funding to the GNWT to conclude phase 2 enhancements to the NWT Discovery Portal.

Indigenous and Northern Affairs Canada (INAC) (294) - Surface Rights Board - Under the terms of a contribution funding agreement between INAC and the GNWT, INAC will provide 2016-17 funding to the GNWT to fund the Surface Rights Board to resolve disputes over the terms and conditions of access to lands, pursuant to the *Surface Rights Board Act*.

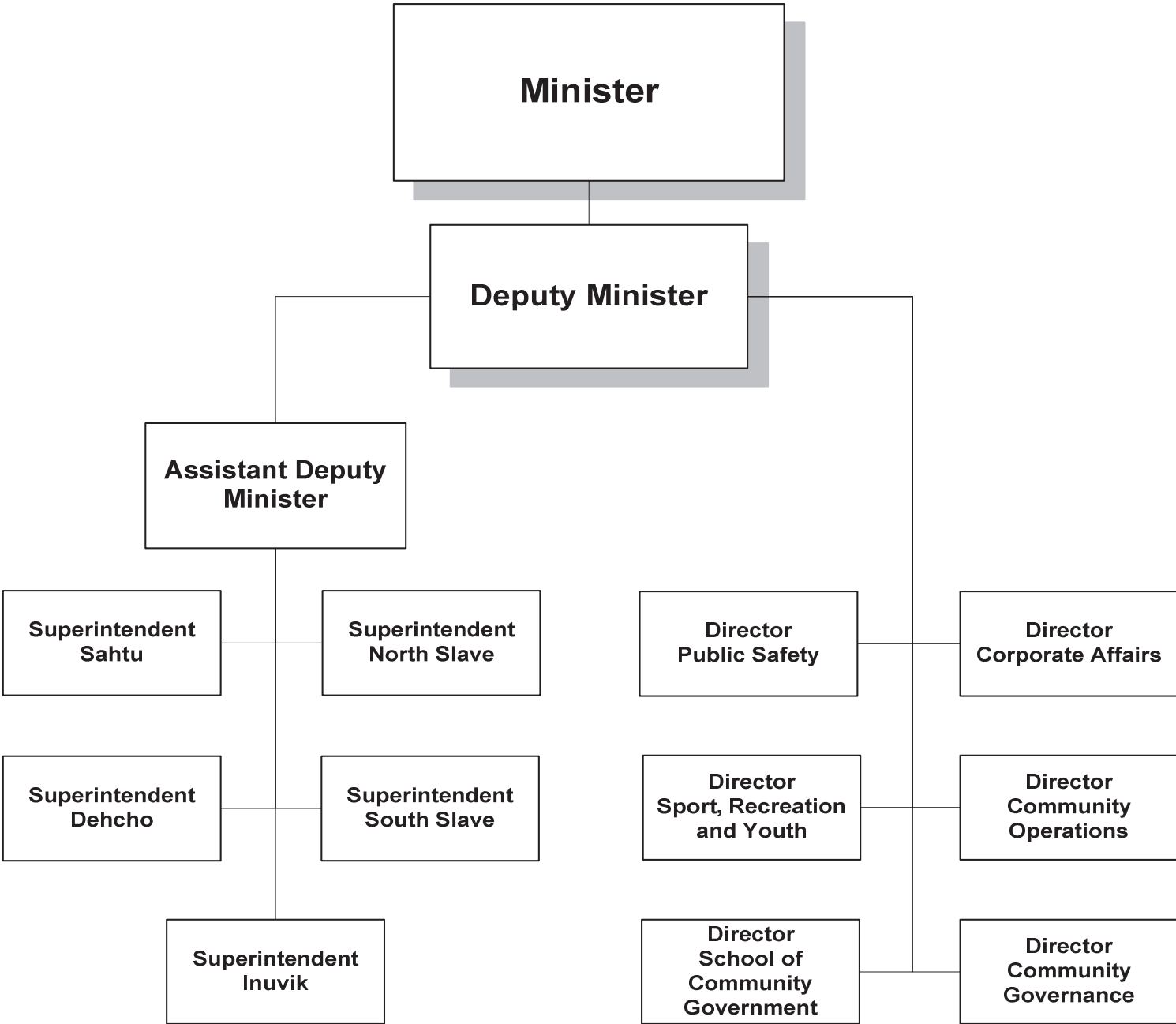
Natural Resources Canada (NRCan) - Geoconnections Program - Under the terms of a contribution funding agreement between NRCan and the GNWT, NRCan provided 2015-16 funding to the GNWT for an environmental scan on the operational use of remotely piloted aircraft systems in Canada.

This page intentionally left blank

Municipal and Community Affairs

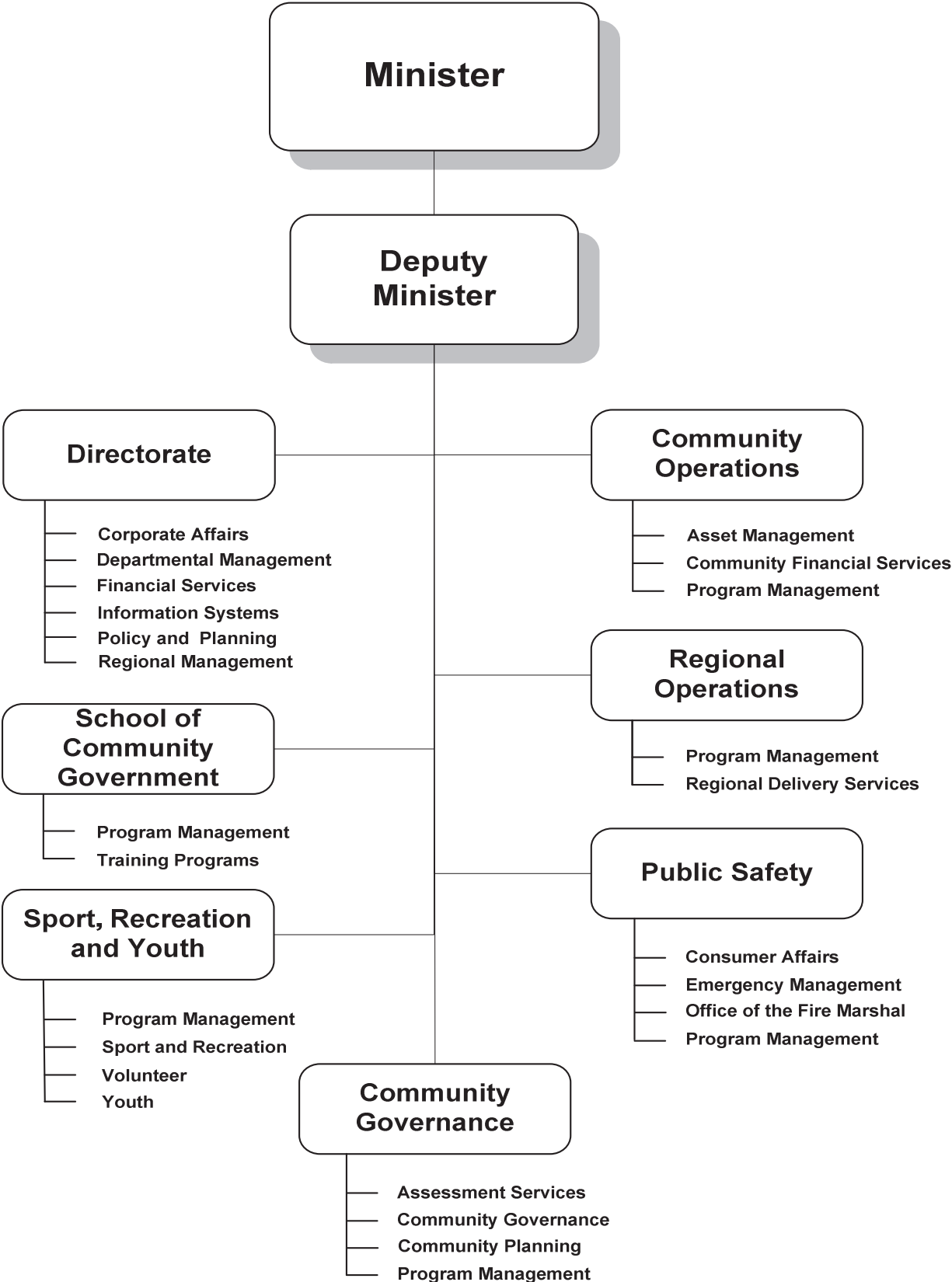
Municipal and Community Affairs

Organizational Chart



Municipal and Community Affairs

Accounting Structure Chart




Municipal and Community Affairs

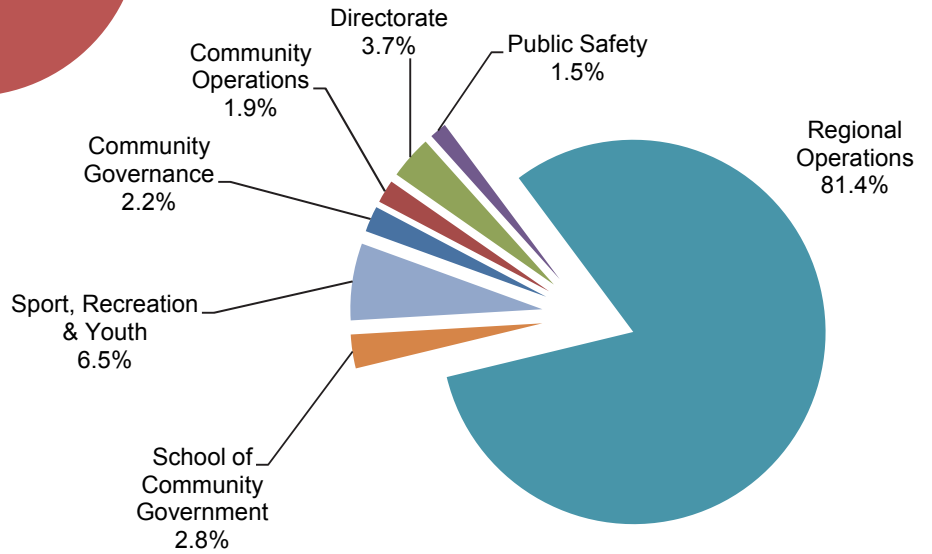
Graphs

Operations Expenditures

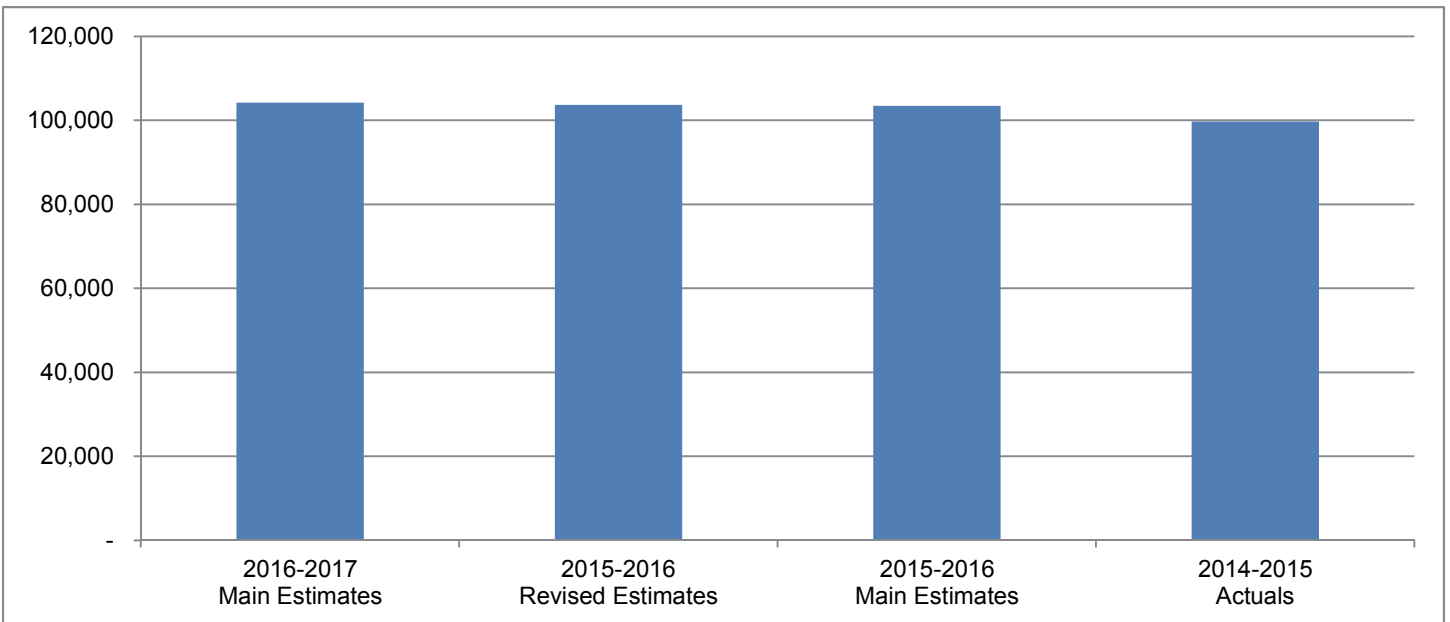
By Expenditure Category



By Activity



Operations Expenditures Comparison (thousands of dollars)



Municipal and Community Affairs

The Minister and the Department are responsible for the development and maintenance of community governments, responsive and responsible to the residents, with sufficient legal authority and resources to carry out community responsibilities, to provide their public programs and services essential to good community life and to deal effectively with other governments and organizations. The Minister and Department are also responsible for protecting the interests of consumers.

| | (thousands of dollars) | | | |
|--------------------------------|--------------------------------|-----------------------------------|--------------------------------|----------------------|
| | 2016-2017 Main Estimates | 2015-2016 Revised Estimates | 2015-2016 Main Estimates | 2014-2015 Actuals |
| Activity | | | | |
| Community Governance | 2,262 | 2,303 | 2,303 | 1,705 |
| Community Operations | 2,043 | 2,093 | 2,093 | 1,957 |
| Directorate | 3,815 | 3,915 | 3,915 | 4,917 |
| Public Safety | 1,526 | 1,741 | 1,741 | 1,708 |
| Regional Operations | 84,842 | 83,588 | 83,372 | 80,614 |
| School of Community Government | 2,970 | 3,266 | 3,261 | 3,029 |
| Sport, Recreation & Youth | 6,742 | 6,792 | 6,792 | 5,751 |
| | 104,200 | 103,698 | 103,477 | 99,681 |
| Expenditure Category | | | | |
| Compensation and Benefits | 12,878 | 12,878 | 12,855 | 14,283 |
| Grants and Contributions | 85,375 | 84,371 | 84,173 | 80,423 |
| Amortization | 20 | 10 | 10 | 10 |
| Chargebacks | 648 | 648 | 648 | 711 |
| Computer Hardware and Software | 87 | 94 | 94 | 135 |
| Contract Services | 2,170 | 2,319 | 2,319 | 1,628 |
| Controllable Assets | - | - | - | 12 |
| Fees and Payments | 43 | 68 | 68 | 229 |
| Materials and Supplies | 456 | 616 | 616 | 371 |
| Purchased Services | 577 | 612 | 612 | 443 |
| Travel | 1,923 | 2,059 | 2,059 | 1,417 |
| Utilities | 23 | 23 | 23 | 18 |
| Valuation Allowances | - | - | - | 1 |
| | 104,200 | 103,698 | 103,477 | 99,681 |
| Total Revenues | 187 | 437 | 187 | 1,958 |
| Total Active Positions | 100 | | 100 | |
| Infrastructure Investment | 28,002 | 29,762 | 28,002 | 30,614 |

Municipal and Community Affairs

Revenue Summary

(Information Item)

(thousands of dollars)

| | 2016-2017 Main Estimates | 2015-2016 Revised Estimates | 2015-2016 Main Estimates | 2014-2015 Actuals |
|--|---|--|---|------------------------------|
| Transfer Payments | | | | |
| Capital Transfers - Building Canada Plan | - | 250 | - | 1,764 |
| General | | | | |
| <i>Regulatory Revenue</i> | | | | |
| Lottery Licences | 50 | 50 | 50 | 23 |
| Business Licences | 31 | 31 | 31 | 61 |
| Real Estate Agents and Salespersons | 3 | 3 | 3 | 3 |
| Vendor/Direct Seller Licences | 13 | 13 | 13 | 14 |
| Collection Agency Licenses | 7 | 7 | 7 | 4 |
| Plan Review Fees | 15 | 15 | 15 | 30 |
| Registration Fees | 68 | 68 | 68 | 59 |
| | 187 | 187 | 187 | 194 |
| | 187 | 437 | 187 | 1,958 |

Municipal and Community Affairs

Active Position Summary

(Information Item)

| Activity | 2016-2017 | | | | 2015-2016 | | | |
|--------------------------------|------------|-----------|----------|------------|------------|-----------|----------|------------|
| | Full Time | Part Time | Seasonal | Total | Full Time | Part Time | Seasonal | Total |
| Activity | | | | | | | | |
| Community Governance | 14 | - | - | 14 | 14 | - | - | 14 |
| Community Operations | 12 | - | - | 12 | 12 | - | - | 12 |
| Directorate | 13 | - | - | 13 | 13 | - | - | 13 |
| Public Safety | 7 | - | - | 7 | 7 | - | - | 7 |
| Regional Operations | 38 | - | - | 38 | 38 | - | - | 38 |
| School of Community Government | 9 | - | - | 9 | 9 | - | - | 9 |
| Sport, Recreation & Youth | 7 | - | - | 7 | 7 | - | - | 7 |
| | 100 | - | - | 100 | 100 | - | - | 100 |
| Regional Allocation | | | | | | | | |
| Headquarters | 56 | - | - | 56 | 56 | - | - | 56 |
| North Slave | 5 | - | - | 5 | 5 | - | - | 5 |
| Tłı̄chǫ | 3 | - | - | 3 | 3 | - | - | 3 |
| South Slave | 10 | - | - | 10 | 10 | - | - | 10 |
| Dehcho | 9 | - | - | 9 | 9 | - | - | 9 |
| Sahtu | 8 | - | - | 8 | 8 | - | - | 8 |
| Beaufort Delta | 9 | - | - | 9 | 9 | - | - | 9 |
| | 100 | - | - | 100 | 100 | - | - | 100 |
| Community Allocation | | | | | | | | |
| Headquarters | 56 | - | - | 56 | 56 | - | - | 56 |
| Regional Offices | 44 | - | - | 44 | 44 | - | - | 44 |
| Other | - | - | - | - | - | - | - | - |
| | 100 | - | - | 100 | 100 | - | - | 100 |

Full Time and Part Time positions may be indeterminate positions with no end date of employment or for a fixed term. Regional Offices include positions located in Yellowknife Regional Offices (North Slave), Fort Smith, Hay River, Fort Simpson, Norman Wells and Inuvik.

Municipal and Community Affairs

Community Governance

Activity Description

The Community Governance division coordinates many of the functions that support the planning and management of community governments. The Division provides planning and governance advice to MACA regional offices and community governments. This Division is also responsible for the assessment of all land and improvements in the Northwest Territories.

Municipal and Community Affairs

Community Governance

Operations Expenditure Summary

(thousands of dollars)

| | 2016-2017 Main Estimates | 2015-2016 Revised Estimates | 2015-2016 Main Estimates | 2014-2015 Actuals |
|--------------------------------|---|--|---|------------------------------|
| Program Detail | | | | |
| Assessment Services | 1,436 | 1,477 | 1,477 | 1,050 |
| Community Governance | 382 | 382 | 382 | 218 |
| Community Planning | 280 | 280 | 280 | 276 |
| Program Management | 164 | 164 | 164 | 161 |
| | 2,262 | 2,303 | 2,303 | 1,705 |
| Expenditure Category | | | | |
| Compensation and Benefits | 1,669 | 1,669 | 1,669 | 1,209 |
| Computer Hardware and Software | 6 | 6 | 6 | 26 |
| Contract Services | 444 | 485 | 485 | 389 |
| Fees and Payments | - | - | - | 13 |
| Materials and Supplies | 16 | 16 | 16 | 5 |
| Purchased Services | 7 | 7 | 7 | 10 |
| Travel | 120 | 120 | 120 | 53 |
| | 2,262 | 2,303 | 2,303 | 1,705 |

Municipal and Community Affairs

Community Governance

Active Positions

| | 2016-2017 | | | | 2015-2016 | | | |
|-----------------------------|-----------|-----------|----------|-----------|-----------|-----------|----------|-----------|
| | Full Time | Part Time | Seasonal | Total | Full Time | Part Time | Seasonal | Total |
| Regional Allocation | | | | | | | | |
| Headquarters | 14 | - | - | 14 | 14 | - | - | 14 |
| North Slave | - | - | - | - | - | - | - | - |
| Tłıchǫ | - | - | - | - | - | - | - | - |
| South Slave | - | - | - | - | - | - | - | - |
| Dehcho | - | - | - | - | - | - | - | - |
| Sahtu | - | - | - | - | - | - | - | - |
| Beaufort Delta | - | - | - | - | - | - | - | - |
| | 14 | - | - | 14 | 14 | - | - | 14 |
| Community Allocation | | | | | | | | |
| Headquarters | 14 | - | - | 14 | 14 | - | - | 14 |
| Regional Offices | - | - | - | - | - | - | - | - |
| Other | - | - | - | - | - | - | - | - |
| | 14 | - | - | 14 | 14 | - | - | 14 |

Full Time and Part Time positions may be indeterminate positions with no end date of employment or for a fixed term. Regional Offices include positions located in Yellowknife Regional Offices (North Slave), Fort Smith, Hay River, Fort Simpson, Norman Wells and Inuvik.

Municipal and Community Affairs

Community Operations

Activity Description

The Community Operations division coordinates many of the functions that support the operations and administration of community governments. The Division provides planning and technical advice to MACA regional offices and community governments as well as representing the interests of community governments on regulatory requirements and standards related to financial reporting and asset management.

Municipal and Community Affairs

Community Operations

Operations Expenditure Summary

(thousands of dollars)

| | 2016-2017 Main Estimates | 2015-2016 Revised Estimates | 2015-2016 Main Estimates | 2014-2015 Actuals |
|-------------------------------------|---|--|---|------------------------------|
| Program Detail | | | | |
| Asset Management | 951 | 956 | 956 | 1,108 |
| Community Financial Services | 610 | 640 | 640 | 417 |
| Program Management | 482 | 497 | 497 | 432 |
| | 2,043 | 2,093 | 2,093 | 1,957 |
| Expenditure Category | | | | |
| Compensation and Benefits | 1,436 | 1,436 | 1,436 | 1,404 |
| Grants, Contributions and Transfers | 135 | 135 | 135 | 212 |
| Computer Hardware and Software | 12 | 12 | 12 | 17 |
| Contract Services | 156 | 186 | 186 | 114 |
| Fees and Payments | - | - | - | 17 |
| Materials and Supplies | 38 | 38 | 38 | 31 |
| Purchased Services | 55 | 55 | 55 | 23 |
| Travel | 211 | 231 | 231 | 139 |
| | 2,043 | 2,093 | 2,093 | 1,957 |

Municipal and Community Affairs

Community Operations

Grants, Contributions and Transfers

(thousands of dollars)

| | 2016-2017 Main Estimates | 2015-2016 Revised Estimates | 2015-2016 Main Estimates | 2014-2015 Actuals |
|--|--------------------------------|-----------------------------------|--------------------------------|----------------------|
| Contributions | | | | |
| Assistance to Community Governments | - | - | - | 48 |
| Community Financial Services Contributions | 135 | 135 | 135 | 114 |
| Management of Drinking Water in the NWT | - | - | - | 50 |
| | 135 | 135 | 135 | 212 |
| Total Contributions | 135 | 135 | 135 | 212 |

Descriptions of Contributions

Assistance to Community Governments - to support NWT organizations providing assistance to community governments.

Community Financial Services Contributions (135) - to assist communities in maintaining an adequate level of financial services in the event of a temporary shortage in qualified staff.

Management of Drinking Water in the NWT - to provide assistance to communities as they apply for water licenses.

Municipal and Community Affairs

Community Operations

Active Positions

| | 2016-2017 | | | | 2015-2016 | | | |
|-----------------------------|-----------|-----------|----------|-----------|-----------|-----------|----------|-----------|
| | Full Time | Part Time | Seasonal | Total | Full Time | Part Time | Seasonal | Total |
| Regional Allocation | | | | | | | | |
| Headquarters | 12 | - | - | 12 | 12 | - | - | 12 |
| North Slave | - | - | - | - | - | - | - | - |
| Tłıchǫ | - | - | - | - | - | - | - | - |
| South Slave | - | - | - | - | - | - | - | - |
| Dehcho | - | - | - | - | - | - | - | - |
| Sahtu | - | - | - | - | - | - | - | - |
| Beaufort Delta | - | - | - | - | - | - | - | - |
| | 12 | - | - | 12 | 12 | - | - | 12 |
| Community Allocation | | | | | | | | |
| Headquarters | 12 | - | - | 12 | 12 | - | - | 12 |
| Regional Offices | - | - | - | - | - | - | - | - |
| Other | - | - | - | - | - | - | - | - |
| | 12 | - | - | 12 | 12 | - | - | 12 |

Full Time and Part Time positions may be indeterminate positions with no end date of employment or for a fixed term. Regional Offices include positions located in Yellowknife Regional Offices (North Slave), Fort Smith, Hay River, Fort Simpson, Norman Wells and Inuvik.

Municipal and Community Affairs

Directorate

Activity Description

The Directorate is responsible for the overall management of the department, managing human and financial resources and providing overall direction and planning. The Directorate also coordinates the development and the implementation of the department's strategies with the senior management team and links the department's activity to the goals of the Minister and government. Regional Management oversees operations in the regional offices.

Municipal and Community Affairs

Directorate

Operations Expenditure Summary

(thousands of dollars)

| | 2016-2017 Main Estimates | 2015-2016 Revised Estimates | 2015-2016 Main Estimates | 2014-2015 Actuals |
|-------------------------------------|--------------------------------|-----------------------------------|--------------------------------|----------------------|
| Program Detail | | | | |
| Corporate Affairs | 476 | 476 | 476 | 555 |
| Departmental Management | 1,108 | 1,168 | 1,168 | 1,250 |
| Financial Services | 497 | 497 | 497 | 1,390 |
| Information Systems | 878 | 878 | 878 | 846 |
| Policy and Planning | 629 | 669 | 669 | 578 |
| Regional Management | 227 | 227 | 227 | 298 |
| | 3,815 | 3,915 | 3,915 | 4,917 |
| Expenditure Category | | | | |
| Compensation and Benefits | 2,032 | 2,032 | 2,032 | 3,336 |
| Grants, Contributions and Transfers | 460 | 470 | 470 | 505 |
| Chargebacks | 648 | 648 | 648 | 711 |
| Computer Hardware and Software | 5 | 5 | 5 | 34 |
| Contract Services | 264 | 289 | 289 | 85 |
| Controllable Assets | - | - | - | 1 |
| Fees and Payments | - | - | - | 13 |
| Materials and Supplies | 68 | 93 | 93 | 25 |
| Purchased Services | 185 | 185 | 185 | 69 |
| Travel | 153 | 193 | 193 | 137 |
| Valuation Allowances | - | - | - | 1 |
| | 3,815 | 3,915 | 3,915 | 4,917 |

Municipal and Community Affairs

Directorate

Grants, Contributions and Transfers

(thousands of dollars)

| | 2016-2017 Main Estimates | 2015-2016 Revised Estimates | 2015-2016 Main Estimates | 2014-2015 Actuals |
|----------------------|---|--|---|------------------------------|
| Contributions | | | | |
| Contribution Funding | 460 | 470 | 470 | 505 |

Descriptions of Grants and Contributions

Contribution Funding (460) - Contribution funding provided to NWT Association of Communities, Local Government Administrators of the NWT and Arctic Energy Alliance who work in partnership with the Department to achieve the Department's mission and goals.

Municipal and Community Affairs

Directorate

Active Positions

| | 2016-2017 | | | | 2015-2016 | | | |
|-----------------------------|-----------|-----------|----------|-----------|-----------|-----------|----------|-----------|
| | Full Time | Part Time | Seasonal | Total | Full Time | Part Time | Seasonal | Total |
| Regional Allocation | | | | | | | | |
| Headquarters | 13 | - | - | 13 | 13 | - | - | 13 |
| North Slave | - | - | - | - | - | - | - | - |
| Tłıchǫ | - | - | - | - | - | - | - | - |
| South Slave | - | - | - | - | - | - | - | - |
| Dehcho | - | - | - | - | - | - | - | - |
| Sahtu | - | - | - | - | - | - | - | - |
| Beaufort Delta | - | - | - | - | - | - | - | - |
| | 13 | - | - | 13 | 13 | - | - | 13 |
| Community Allocation | | | | | | | | |
| Headquarters | 13 | - | - | 13 | 13 | - | - | 13 |
| Regional Offices | - | - | - | - | - | - | - | - |
| Other | - | - | - | - | - | - | - | - |
| | 13 | - | - | 13 | 13 | - | - | 13 |

Full Time and Part Time positions may be indeterminate positions with no end date of employment or for a fixed term. Regional Offices include positions located in Yellowknife Regional Offices (North Slave), Fort Smith, Hay River, Fort Simpson, Norman Wells and Inuvik.

Municipal and Community Affairs

Public Safety

Activity Description

The Public Safety Division coordinates key regulatory programs and services within the department that support the safety and protection of residents of the Northwest Territories. This includes the Office of the Fire Marshal as well as territorial, regional, and community emergency management and planning.

Municipal and Community Affairs

Public Safety

Operations Expenditure Summary

(thousands of dollars)

| | 2016-2017 Main Estimates | 2015-2016 Revised Estimates | 2015-2016 Main Estimates | 2014-2015 Actuals |
|-------------------------------------|--------------------------------|-----------------------------------|--------------------------------|----------------------|
| Program Detail | | | | |
| Consumer Affairs | 150 | 240 | 240 | 155 |
| Emergency Management | 315 | 315 | 315 | 333 |
| Office of the Fire Marshal | 483 | 483 | 483 | 436 |
| Program Management | 578 | 703 | 703 | 784 |
| | 1,526 | 1,741 | 1,741 | 1,708 |
| Expenditure Category | | | | |
| Compensation and Benefits | 881 | 881 | 881 | 1,002 |
| Grants, Contributions and Transfers | 185 | 400 | 400 | 400 |
| Computer Hardware and Software | 5 | 5 | 5 | 48 |
| Contract Services | 260 | 260 | 260 | 77 |
| Fees and Payments | - | - | - | 23 |
| Materials and Supplies | 50 | 50 | 50 | 31 |
| Purchased Services | 5 | 5 | 5 | 67 |
| Travel | 140 | 140 | 140 | 60 |
| | 1,526 | 1,741 | 1,741 | 1,708 |

Municipal and Community Affairs

Public Safety

Grants, Contributions and Transfers

(thousands of dollars)

| | 2016-2017 Main Estimates | 2015-2016 Revised Estimates | 2015-2016 Main Estimates | 2014-2015 Actuals |
|-------------------------------------|--------------------------------|-----------------------------------|--------------------------------|----------------------|
| Contributions | | | | |
| Ground Ambulance and Highway Rescue | 185 | 400 | 400 | 400 |

Descriptions of Contributions

Ground Ambulance and Highway Rescue (185) - to enhance capacity in the areas of ground ambulance and highway rescue.

Municipal and Community Affairs

Public Safety

Active Positions

| | 2016-2017 | | | | 2015-2016 | | | |
|-----------------------------|--------------|--------------|----------|----------|--------------|--------------|----------|----------|
| | Full Time | Part Time | Seasonal | Total | Full Time | Part Time | Seasonal | Total |
| Regional Allocation | | | | | | | | |
| Headquarters | 7 | - | - | 7 | 7 | - | - | 7 |
| North Slave | - | - | - | - | - | - | - | - |
| Tłıchǫ | - | - | - | - | - | - | - | - |
| South Slave | - | - | - | - | - | - | - | - |
| Dehcho | - | - | - | - | - | - | - | - |
| Sahtu | - | - | - | - | - | - | - | - |
| Beaufort Delta | - | - | - | - | - | - | - | - |
| | <u>7</u> | <u>-</u> | <u>-</u> | <u>7</u> | <u>7</u> | <u>-</u> | <u>-</u> | <u>7</u> |
| Community Allocation | | | | | | | | |
| Headquarters | 7 | - | - | 7 | 7 | - | - | 7 |
| Regional Offices | - | - | - | - | - | - | - | - |
| Other | - | - | - | - | - | - | - | - |
| | <u>7</u> | <u>-</u> | <u>-</u> | <u>7</u> | <u>7</u> | <u>-</u> | <u>-</u> | <u>7</u> |

Full Time and Part Time positions may be indeterminate positions with no end date of employment or for a fixed term. Regional Offices include positions located in Yellowknife Regional Offices (North Slave), Fort Smith, Hay River, Fort Simpson, Norman Wells and Inuvik.

Municipal and Community Affairs

Regional Operations

Activity Description

Regional offices are responsible for the coordination, implementation and delivery of most of the Department's programs and services to community governments and other stakeholders at the regional level. Regional staff provide advice and support to community governments on a range of issues and topics. They advise community governments on governance, budgeting, debt recovery, and sound financial management and reporting. They support community governments in the planning exercises for land use, emergency management, capital investment and asset management. They have a key role as the primary contact working with community governments to support them in developing good governance and operational practices. They also play a role with other government agencies in an effort to support the community governments. Regional Operations holds responsibility for the delivery for federal infrastructure programs. Implementation of the programs, oversight and reporting on use of federal funds is primarily collected through the regional offices with support from headquarters.

Municipal and Community Affairs

Regional Operations

Operations Expenditure Summary

(thousands of dollars)

| | 2016-2017 Main Estimates | 2015-2016 Revised Estimates | 2015-2016 Main Estimates | 2014-2015 Actuals |
|-------------------------------------|--------------------------------|-----------------------------------|--------------------------------|----------------------|
| Program Detail | | | | |
| Program Management | 81,545 | 80,291 | 80,087 | 77,519 |
| Regional Delivery Services | 3,297 | 3,297 | 3,285 | 3,095 |
| | 84,842 | 83,588 | 83,372 | 80,614 |
| Expenditure Category | | | | |
| Compensation and Benefits | 4,821 | 4,821 | 4,803 | 5,009 |
| Grants, Contributions and Transfers | 79,053 | 77,799 | 77,601 | 74,902 |
| Amortization | 10 | 10 | 10 | 10 |
| Computer Hardware and Software | 36 | 36 | 36 | 1 |
| Contract Services | 74 | 74 | 74 | 92 |
| Controllable Assets | - | - | - | 11 |
| Fees and Payments | 4 | 4 | 4 | 27 |
| Materials and Supplies | 98 | 98 | 98 | 55 |
| Purchased Services | 157 | 157 | 157 | 144 |
| Travel | 566 | 566 | 566 | 345 |
| Utilities | 23 | 23 | 23 | 18 |
| | 84,842 | 83,588 | 83,372 | 80,614 |

Municipal and Community Affairs

Regional Operations

Grants, Contributions and Transfers

(thousands of dollars)

| | 2016-2017 Main Estimates | 2015-2016 Revised Estimates | 2015-2016 Main Estimates | 2014-2015 Actuals |
|--|--------------------------------|-----------------------------------|--------------------------------|----------------------|
| Community Government Grants | | | | |
| Additional Funding | 624 | 1,440 | 1,440 | 1,424 |
| Community Government Funding | 49,266 | 48,297 | 48,297 | 47,684 |
| Grant-in-Lieu of Taxes | 6,962 | 6,962 | 6,962 | 6,603 |
| New Deal - Taxation Revenue Program | 475 | 565 | 475 | 511 |
| Senior Citizens and Disabled Persons Property Tax Relief | 557 | 546 | 438 | 558 |
| | 57,884 | 57,810 | 57,612 | 56,780 |
| Community Government Contributions | | | | |
| Recreation Funding | 825 | 825 | 825 | 829 |
| Water and Sewer Services Funding | 18,769 | 17,589 | 17,589 | 15,934 |
| Other Contributions | | | | |
| Children and Youth Resiliency Program | 450 | 450 | 450 | 300 |
| Regional Youth Sport Events | 400 | 400 | 400 | 366 |
| Youth Contribution Programs | 225 | 225 | 225 | 232 |
| Youth Corps | 500 | 500 | 500 | 461 |
| | 21,169 | 19,989 | 19,989 | 18,122 |
| Total Grants and Contributions | 79,053 | 77,799 | 77,601 | 74,902 |

Descriptions of Grants and Contributions

Additional Funding (624) - Grants to eligible community governments to assist with mobile equipment and utility costs.

Community Government Funding (49,266) - Formula based funding to eligible community governments to assist them with providing municipal services.

Grant-in-Lieu of Taxes (6,962) - Grants provided to tax based communities in lieu of property taxes.

New Deal - Taxation Revenue Program (475) - Grants to community governments under the Property Taxation Revenue Grant Program equivalent to the actual amount of property taxes collected in the prior taxation year.

Senior Citizens and Disabled Persons Property Tax Relief (557) - Matching grants to tax based communities.

Recreation Funding (825) - Contributions to community governments to offer recreation, sport and physical activity programs which encourage residents to become more physically active.

Municipal and Community Affairs

Regional Operations

Grants, Contributions and Transfers

Water and Sewer Services Funding (18,769) - To provide funding to support community governments with the provision of water and sewer services.

Children and Youth Resiliency Program (450) - Contributions to community governments or other organizations to support programs that encourage physical literacy and resiliency in children and youth.

Regional Youth Sport Events (400) - Funding to support regionally based youth sport or multisport events.

Youth Contribution Programs (225) - Contributions to community or regional level youth serving organizations to offer short duration programs and services that encourage youth leadership development.

Youth Corps (500) - Contributions to community or regional level youth serving organizations for longer term programs and services that include youth leadership development, healthy choices and volunteer development components.

Municipal and Community Affairs

Regional Operations

Active Positions

| | 2016-2017 | | | | 2015-2016 | | | |
|-----------------------------|--------------|--------------|----------|-----------|--------------|--------------|----------|-----------|
| | Full Time | Part Time | Seasonal | Total | Full Time | Part Time | Seasonal | Total |
| Regional Allocation | | | | | | | | |
| Headquarters | - | - | - | - | - | - | - | - |
| North Slave | 4 | - | - | 4 | 4 | - | - | 4 |
| Tłı̨chǫ | 3 | - | - | 3 | 3 | - | - | 3 |
| South Slave | 8 | - | - | 8 | 8 | - | - | 8 |
| Dehcho | 8 | - | - | 8 | 8 | - | - | 8 |
| Sahtu | 7 | - | - | 7 | 7 | - | - | 7 |
| Beaufort Delta | 8 | - | - | 8 | 8 | - | - | 8 |
| | 38 | - | - | 38 | 38 | - | - | 38 |
| Community Allocation | | | | | | | | |
| Headquarters | - | - | - | - | - | - | - | - |
| Regional Offices | 38 | - | - | 38 | 38 | - | - | 38 |
| Other | - | - | - | - | - | - | - | - |
| | 38 | - | - | 38 | 38 | - | - | 38 |

Full Time and Part Time positions may be indeterminate positions with no end date of employment or for a fixed term. Regional Offices include positions located in Yellowknife Regional Offices (North Slave), Fort Smith, Hay River, Fort Simpson, Norman Wells and Inuvik.

Municipal and Community Affairs

School of Community Government

Activity Description

The School of Community Government (SCG) supports community government capacity building for community elected officials and community government staff. The SCG provides training, development opportunities and resources in broad areas of community government responsibilities including: governance, management, finance, infrastructure, bylaw enforcement, fire protection, water and waste water, emergency management, recreation, asset management and first responder. The SCG provides an integrated approach to local governance capacity building through partnerships with government departments, Aboriginal and territorial organizations, professional associations, and educational institutes. The SCG also manages several support programs that include occupational standards, certification and the Public Sector capacity initiatives.

Municipal and Community Affairs

School of Community Government

Operations Expenditure Summary

(thousands of dollars)

| | 2016-2017 Main Estimates | 2015-2016 Revised Estimates | 2015-2016 Main Estimates | 2014-2015 Actuals |
|-------------------------------------|---|--|---|------------------------------|
| Program Detail | | | | |
| Program Management | 1,097 | 1,123 | 1,123 | 811 |
| Training Programs | 1,873 | 2,143 | 2,138 | 2,218 |
| | 2,970 | 3,266 | 3,261 | 3,029 |
| Expenditure Category | | | | |
| Compensation and Benefits | 1,123 | 1,123 | 1,118 | 1,194 |
| Grants, Contributions and Transfers | 580 | 580 | 580 | 467 |
| Amortization | 10 | - | - | - |
| Computer Hardware and Software | - | 7 | 7 | 7 |
| Contract Services | 786 | 839 | 839 | 862 |
| Fees and Payments | - | - | - | 21 |
| Materials and Supplies | 76 | 211 | 211 | 149 |
| Purchased Services | 118 | 153 | 153 | 84 |
| Travel | 277 | 353 | 353 | 245 |
| | 2,970 | 3,266 | 3,261 | 3,029 |

Municipal and Community Affairs

School of Community Government

Grants, Contributions and Transfers

(thousands of dollars)

| | 2016-2017 Main Estimates | 2015-2016 Revised Estimates | 2015-2016 Main Estimates | 2014-2015 Actuals |
|-------------------------------------|---|--|---|------------------------------|
| Contributions | | | | |
| A Brilliant North | 580 | 580 | 580 | 382 |
| Assistance to Community Governments | - | - | - | 85 |
| Total Contributions | 580 | 580 | 580 | 467 |

Descriptions of Contributions

A Brilliant North (580) - To provide funding to implement the "Improve Community Capacity" initiative.

Assistance to Community Governments - to support NWT organizations providing assistance to community governments.

Municipal and Community Affairs

School of Community Government

Active Positions

| | 2016-2017 | | | | 2015-2016 | | | |
|-----------------------------|--------------|--------------|----------|-------|--------------|--------------|----------|-------|
| | Full Time | Part Time | Seasonal | Total | Full Time | Part Time | Seasonal | Total |
| Regional Allocation | | | | | | | | |
| Headquarters | 3 | - | - | 3 | 3 | - | - | 3 |
| North Slave | 1 | - | - | 1 | 1 | - | - | 1 |
| Tłıchǫ | - | - | - | - | - | - | - | - |
| South Slave | 2 | - | - | 2 | 2 | - | - | 2 |
| Dehcho | 1 | - | - | 1 | 1 | - | - | 1 |
| Sahtu | 1 | - | - | 1 | 1 | - | - | 1 |
| Beaufort Delta | 1 | - | - | 1 | 1 | - | - | 1 |
| | 9 | - | - | 9 | 9 | - | - | 9 |
| Community Allocation | | | | | | | | |
| Headquarters | 3 | - | - | 3 | 3 | - | - | 3 |
| Regional Offices | 6 | - | - | 6 | 6 | - | - | 6 |
| Other | - | - | - | - | - | - | - | - |
| | 9 | - | - | 9 | 9 | - | - | 9 |

Full Time and Part Time positions may be indeterminate positions with no end date of employment or for a fixed term. Regional Offices include positions located in Yellowknife Regional Offices (North Slave), Fort Smith, Hay River, Fort Simpson, Norman Wells and Inuvik.

Municipal and Community Affairs

Sport, Recreation & Youth

Activity Description

Sport, Recreation and Youth provides advice and assistance regarding sport, physical activity and recreation programs and represents the GNWT in its work with non-government organization stakeholders. The Division also coordinates volunteer recognition programs and assists with the promotion of volunteerism.

The Youth Secretariat within the Division assists the Minister Responsible for Youth to promote youth development initiatives and acts as a first point of contact for youth issues within the GNWT.

Municipal and Community Affairs

Sport, Recreation & Youth

Operations Expenditure Summary

(thousands of dollars)

| | 2016-2017 Main Estimates | 2015-2016 Revised Estimates | 2015-2016 Main Estimates | 2014-2015 Actuals |
|-------------------------------------|---|--|---|------------------------------|
| Program Detail | | | | |
| Program Management | 5,344 | 5,369 | 5,369 | 4,348 |
| Sport and Recreation | 363 | 388 | 388 | 607 |
| Volunteer | 216 | 216 | 216 | 196 |
| Youth | 819 | 819 | 819 | 600 |
| | 6,742 | 6,792 | 6,792 | 5,751 |
| Expenditure Category | | | | |
| Compensation and Benefits | 916 | 916 | 916 | 1,129 |
| Grants, Contributions and Transfers | 4,962 | 4,987 | 4,987 | 3,937 |
| Computer Hardware and Software | 23 | 23 | 23 | 2 |
| Contract Services | 186 | 186 | 186 | 9 |
| Fees and Payments | 39 | 64 | 64 | 115 |
| Materials and Supplies | 110 | 110 | 110 | 75 |
| Purchased Services | 50 | 50 | 50 | 46 |
| Travel | 456 | 456 | 456 | 438 |
| | 6,742 | 6,792 | 6,792 | 5,751 |

Municipal and Community Affairs

Sport, Recreation & Youth

Grants, Contributions and Transfers

(thousands of dollars)

| | 2016-2017 Main Estimates | 2015-2016 Revised Estimates | 2015-2016 Main Estimates | 2014-2015 Actuals |
|---|--------------------------------|-----------------------------------|--------------------------------|----------------------|
| Grants | | | | |
| High Performance Athlete Grant | 100 | 100 | 100 | 68 |
| Contributions | | | | |
| Annual Non-Government Organization Stabilization Fund | 350 | 350 | 350 | 350 |
| Arctic Winter Games 2018 Host Society | 1,000 | 1,000 | 1,000 | - |
| Get Active NWT | 100 | 100 | 100 | 100 |
| Healthy Choices Initiative | 765 | 765 | 765 | 763 |
| Multisport Games | 650 | 650 | 650 | 650 |
| Pan Territorial Sport Program | 272 | 272 | 272 | 272 |
| Recreation Contributions | 450 | 450 | 450 | 523 |
| Volunteer Contributions | 70 | 70 | 70 | 52 |
| Volunteer Recognition | 30 | 30 | 30 | 10 |
| Youth Centres | 500 | 500 | 500 | 514 |
| Youth Contributions | - | 25 | 25 | 5 |
| Youth Corps | 675 | 675 | 675 | 630 |
| | 4,862 | 4,887 | 4,887 | 3,869 |
| Total Grants and Contributions | 4,962 | 4,987 | 4,987 | 3,937 |

Descriptions of Grants and Contributions

High Performance Athlete Grant (100) - A grant to NWT athletes achieving high performance standards within their sport.

Annual Non-Government Organization Stabilization Fund (350) - Short-term funding to support non-government organizations to stabilize operations or develop their capacity to manage programs and services.

Arctic Winter Games 2018 (1,000) - Funding to support hosting costs for the 2018 Arctic Winter Games in the Northwest Territories.

Get Active NWT (100) - Funds to encourage community groups to organize local events to assist residents to become more physically active.

Healthy Choices (765) - Funds to support the implementation of an active after school physical activity program.

Multisport Games (650) - To provide funding to support team NWT participation in major sporting events.

Municipal and Community Affairs

Sport, Recreation & Youth

Grants, Contributions and Transfers

Pan Territorial Sport Program (272) - Contributions to Sport & Recreation partners to support community sports programs.

Recreation Contributions (450) - Contributions to territorial sport or recreation organizations to expand programs and services which encourage residents to become more physically active.

Volunteer Contributions (70) - Funding to assist non-profit non-government agencies with training for volunteers.

Volunteer Recognition (30) - Funding to assist community governments to promote and encourage community volunteerism through planned community recognition events.

Youth Centres (500) - Contributions to community governments or other organizations who operate local youth centres providing healthy lifestyle programming.

Youth Contributions - Contributions to territorial level youth serving organizations to offer short duration programs and services that encourage youth leadership development.

Youth Corps (675) - Contributions to territorial level youth serving organizations for longer term programs and services that include youth leadership development, healthy choices and volunteer development components.

Municipal and Community Affairs

Sport, Recreation & Youth

Active Positions

| | 2016-2017 | | | | 2015-2016 | | | |
|-----------------------------|-----------|-----------|----------|----------|-----------|-----------|----------|----------|
| | Full Time | Part Time | Seasonal | Total | Full Time | Part Time | Seasonal | Total |
| Regional Allocation | | | | | | | | |
| Headquarters | 7 | - | - | 7 | 7 | - | - | 7 |
| North Slave | - | - | - | - | - | - | - | - |
| Tłıchǫ | - | - | - | - | - | - | - | - |
| South Slave | - | - | - | - | - | - | - | - |
| Dehcho | - | - | - | - | - | - | - | - |
| Sahtu | - | - | - | - | - | - | - | - |
| Beaufort Delta | - | - | - | - | - | - | - | - |
| | <u>7</u> | <u>-</u> | <u>-</u> | <u>7</u> | <u>7</u> | <u>-</u> | <u>-</u> | <u>7</u> |
| Community Allocation | | | | | | | | |
| Headquarters | 7 | - | - | 7 | 7 | - | - | 7 |
| Regional Offices | - | - | - | - | - | - | - | - |
| Other | - | - | - | - | - | - | - | - |
| | <u>7</u> | <u>-</u> | <u>-</u> | <u>7</u> | <u>7</u> | <u>-</u> | <u>-</u> | <u>7</u> |

Full Time and Part Time positions may be indeterminate positions with no end date of employment or for a fixed term. Regional Offices include positions located in Yellowknife Regional Offices (North Slave), Fort Smith, Hay River, Fort Simpson, Norman Wells and Inuvik.

Municipal and Community Affairs

Work Performed on Behalf of Others

(Information Item)

(thousands of dollars)

| Items | 2016-2017 | 2015-2016 | 2015-2016 | 2014-2015 |
|--|-------------------|----------------------|-------------------|---------------|
| | Main Estimates | Revised Estimates | Main Estimates | Actuals |
| Beaufort Delta Finance Training | - | 64 | - | - |
| Designated Authority Council Training | - | 248 | - | - |
| Emergency Management Development | 75 | 74 | - | - |
| Gas Tax | 15,750 | 21,524 | 15,000 | 12,763 |
| Gwich'in Implementation | 2 | 21 | 2 | - |
| New Building Canada Plan (BCP) - Small Community Fund | 13,954 | - | - | - |
| Pan Territorial Sport Strategy | 252 | 352 | 252 | 331 |
| Sahtu Implementation | 2 | 21 | 2 | - |
| Search and Rescue | 21 | 190 | - | 137 |
| Tłı̄chǵ Implementation Funding | 64 | 355 | 74 | - |
| | 30,120 | 22,849 | 15,330 | 13,231 |

Descriptions of Work Performed on Behalf of Others

Beaufort Delta Finance Training - An agreement with the Inuvialuit Regional Corporation to provide training and development in the area of finance to community governments in the Beaufort Delta Region.

Designated Authority Council Training - An agreement with Indian Affairs and Northern Development, Government of Canada, to support training and development of Band Governments.

Emergency Management Development (75) - An agreement with Indian Affairs and Northern Development, Government of Canada, to support emergency management development on-reserve.

Gas Tax (15,750) - An agreement with Infrastructure Canada, Government of Canada, for the transfer of federal gas tax revenues to municipal governments.

Gwich'in Implementation (2) - Under the terms of a 10-year Bilateral Funding Agreement between Department of Aboriginal Affairs and Northern Development Canada and the Government of the Northwest Territories, Canada will provide a grant payment to the Government of the Northwest Territories to assist with Gwich'in implementation activities pursuant to the Gwich'in Implementation Plan.

New Building Canada Plan (BCP) - Small Community Fund (13,954) - An agreement with Government of Canada, for New Building Canada Plan funding to provide \$1 billion over 10 years towards the Small Community Fund for projects in smaller communities that address local priorities while contributing to national or regional objectives, and support economic growth, a clean environment and stronger communities.

Pan Territorial Sport Strategy (252) - The Government of the NWT in conjunction with the Governments of Nunavut and Yukon have entered into a bi-lateral agreement to advance sport participation and to enhance the capacity of territorial aboriginal sport bodies, to increase aboriginal sport participation.

Municipal and Community Affairs

Work Performed on Behalf of Others

(Information Item)

Sahtu Implementation (2) - Under the terms of a 10-year Bilateral Funding Agreement between Department of Aboriginal Affairs and Northern Development Canada and the Government of the Northwest Territories, Canada will provide a grant payment to the Government of the Northwest Territories to assist with Sahtu implementation activities pursuant to the Sahtu Implementation Plan.

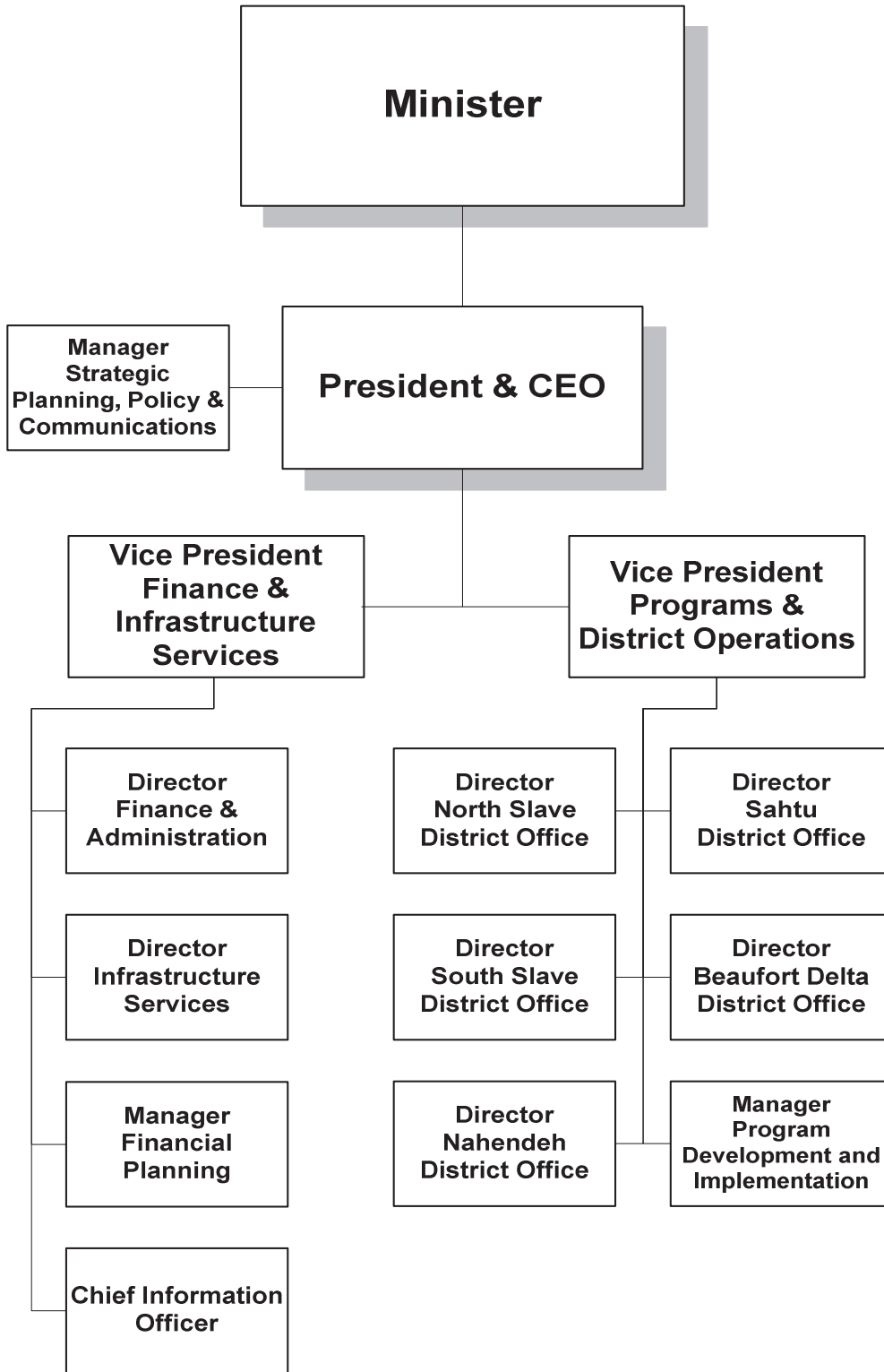
Search and Rescue (21) - Enhancements to the Inuvik Ground Search and Rescue Program.

Tłıchǫ Implementation Funding (64) - Under the terms of a 10-year Bilateral Funding Agreement between Department of Aboriginal Affairs and Northern Development Canada and the Government of the Northwest Territories, Canada will provide a grant payment to the Government of the Northwest Territories to assist with Tłıchǫ implementation activities pursuant to the Tłıchǫ Implementation Plan.

NWT Housing Corporation

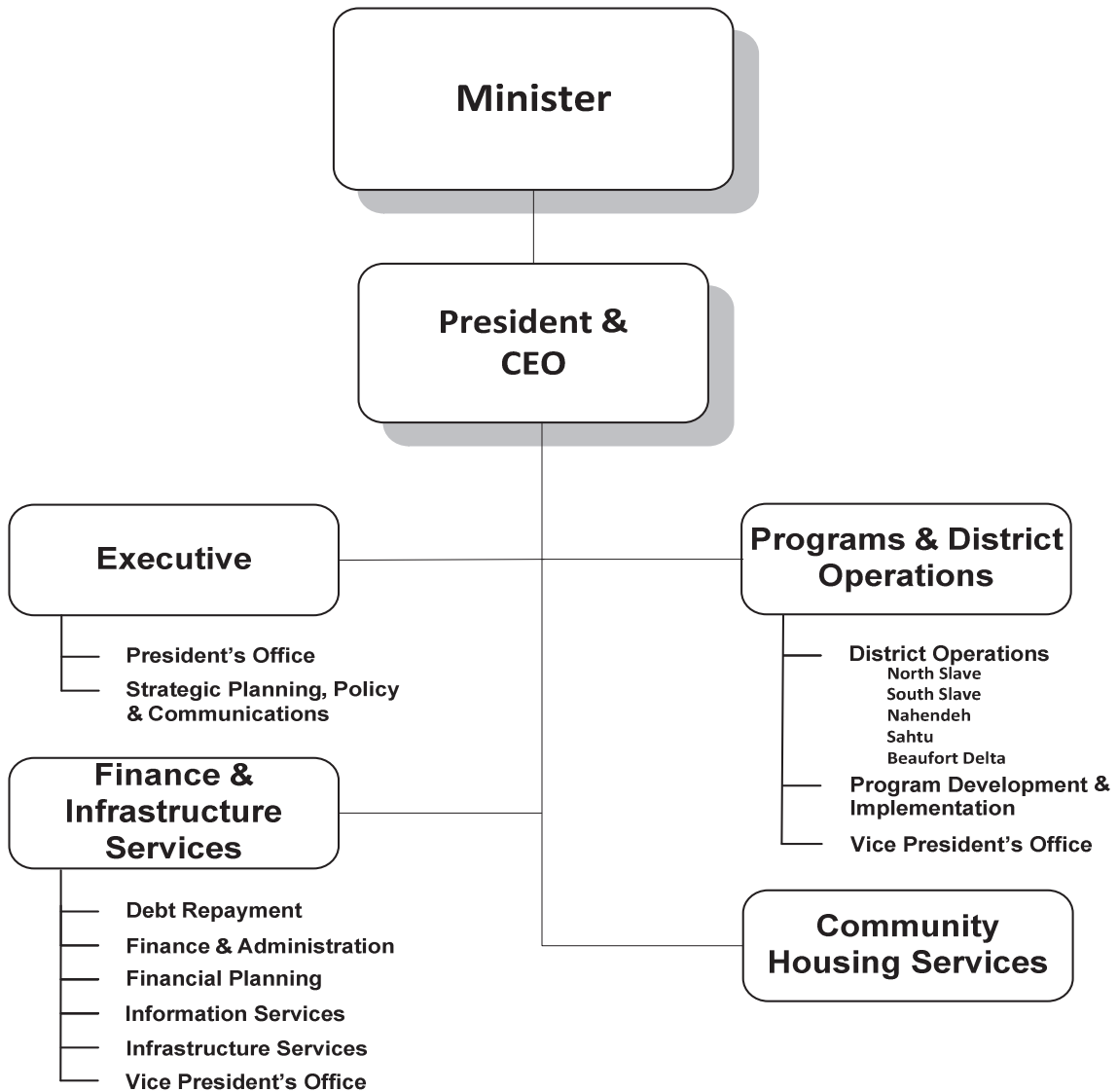
NWT Housing Corporation

Organizational Chart



NWT Housing Corporation

Accounting Structure Chart



NWT Housing Corporation
Financial Summary Information

(Information Item)

(thousands of dollars)

| | 2016-2017 Main Estimates | 2015-2016 Revised Estimates | 2015-2016 Main Estimates | 2014-2015 Actuals |
|---|---|--|---|------------------------------|
| Expenditures | | | | |
| General Operations | | | | |
| Community Housing Services | 54,017 | 54,215 | 54,430 | 54,315 |
| Unilateral CMHC Programs | 3,270 | 2,520 | 2,520 | 2,542 |
| Non-Residential Building Operations | 392 | 392 | 392 | 450 |
| Transitional Rent Supplement Program | 900 | 900 | 900 | 411 |
| Homelessness Fund | 1,771 | 855 | 855 | 387 |
| Compensation and Benefits | 14,031 | 13,674 | 13,629 | 14,727 |
| Other Administrative Expenses | 4,454 | 4,263 | 4,263 | 4,485 |
| Mortgage Payments - Social Housing Agreement | 6,451 | 6,480 | 6,480 | 6,507 |
| Amortization | 14,560 | 14,404 | 14,404 | 11,700 |
| | 99,846 | 97,703 | 97,873 | 95,524 |
| Capital and Financing | | | | |
| Capital Acquisition Plan | 37,527 | 36,422 | 35,850 | 26,139 |
| Minor Capital Rental Housing | 2,234 | 1,669 | 1,669 | 7,444 |
| Minor Capital Homeownership | 6,517 | 6,952 | 6,952 | 5,595 |
| Rental Housing in Rural & Remote | 783 | 783 | 783 | - |
| | 47,061 | 45,826 | 45,254 | 39,178 |
| Total Expenditures | 146,907 | 143,529 | 143,127 | 134,702 |
| Financing Sources | | | | |
| CMHC AHI & Renovations Programs | 18,468 | 1,840 | 1,840 | 1,876 |
| CMHC Recoveries Capital Improvements | 1,364 | 1,456 | 1,456 | 1,468 |
| CMHC Recoveries Unilateral Programs | 3,918 | 3,918 | 3,918 | 3,918 |
| CMHC Recoveries O&M Programs | 9,970 | 10,100 | 10,100 | 10,126 |
| CMHC Recoveries Debt Repayment | 4,946 | 5,033 | 5,033 | 5,055 |
| | 38,666 | 22,347 | 22,347 | 22,443 |
| Sale of Housing Packages and Other Recoveries | 1,845 | 1,845 | 1,845 | 2,536 |
| Community Housing Rent Revenue | 9,009 | 8,513 | 8,513 | 9,095 |
| Other O&M Revenues | 700 | 950 | 950 | 1,722 |
| Lease Revenue | 425 | 425 | 425 | 1,022 |
| Deferred Capital | - | 9,275 | 9,275 | - |
| Non Cash Item - Amortization | 14,560 | 14,404 | 14,404 | 11,700 |
| GNWT Contribution | 81,702 | 85,770 | 85,368 | 84,991 |
| Total Revenue | 146,907 | 143,529 | 143,127 | 133,509 |
| Surplus(Deficit) | - | - | - | (1,193) |

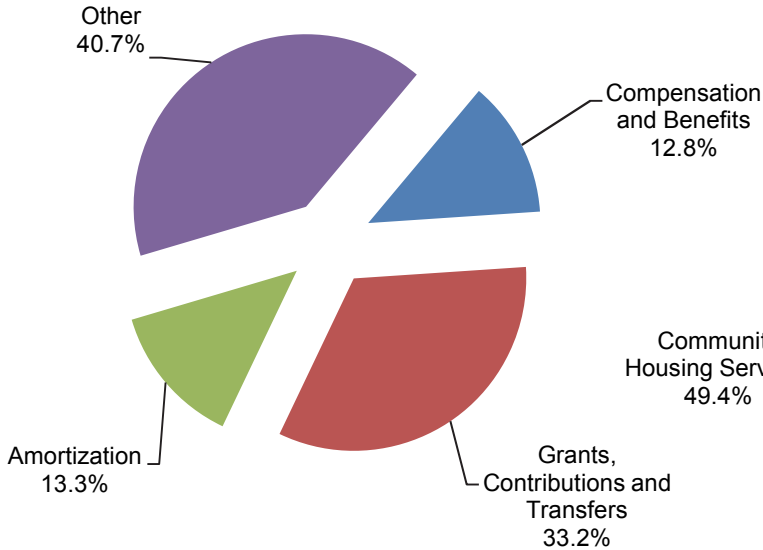
The Financial Summary reflects the 2016-2017 planned expenditures of the Northwest Territories Housing Corporation for general operations and for capital and financing programs, including the Infrastructure Acquisition Plan. The financing for these expenditures includes funding from the Canada Mortgage and Housing Corporation and various other sources. This information is intended for review purposes only and with a net contribution of \$81,702,000 provided by the Government of the Northwest Territories, through our sponsoring department, the Department of Finance.

NWT Housing Corporation

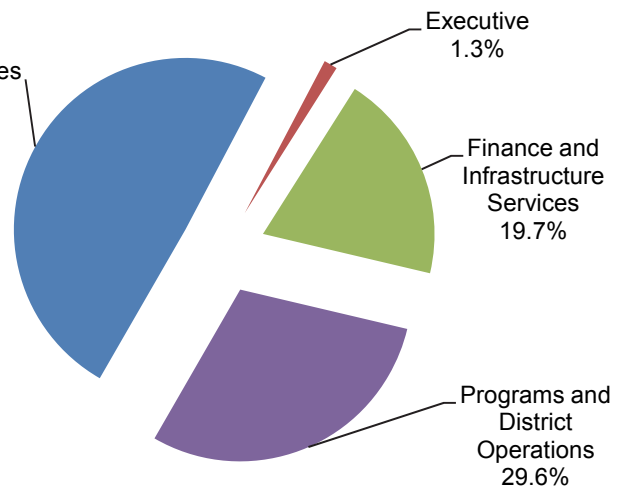
Graphs

Operations Expenditures

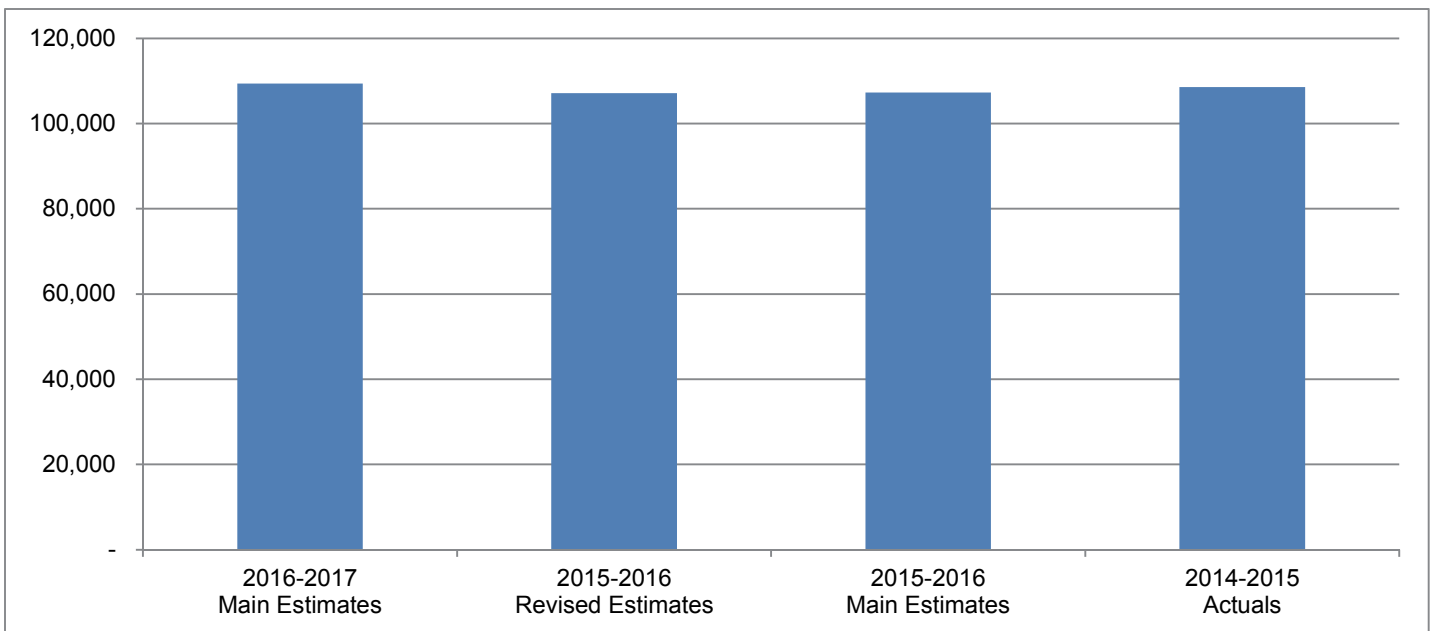
By Expenditure Category



By Activity



Operations Expenditures Comparison (thousands of dollars)



NWT Housing Corporation

The Northwest Territories Housing Corporation (NWT HC) provides social and market housing programs and services including subsidized rental and homeownership programs, and unsubsidized rental housing in rural and remote communities. Policy and program development play a key role in creating appropriate programs to address the core housing need of NWT residents and promote self-reliance. The NWT HC incorporates energy-efficient technologies in its housing design and in the retrofitting of housing to improve its sustainability and energy efficiency. The NWT HC also works in partnership with the Canada Mortgage and Housing Corporation to cost-share the development and improvement of housing infrastructure across the NWT. At the community level, the NWT HC partners with Local Housing Organizations, and municipal and aboriginal governments, to manage and administer community housing services in 33 communities.

(thousands of dollars)

| | 2016-2017 Main Estimates | 2015-2016 Revised Estimates | 2015-2016 Main Estimates | 2014-2015 Actuals |
|--|---|--|---|------------------------------|
| Activity | | | | |
| Community Housing Services | 54,017 | 54,215 | 54,430 | 54,315 |
| Executive | 1,391 | 1,368 | 1,368 | 1,390 |
| Finance and Infrastructure Services | 21,532 | 19,269 | 19,268 | 18,489 |
| Programs and District Operations | 32,440 | 32,255 | 32,211 | 34,369 |
| | 109,380 | 107,107 | 107,277 | 108,563 |
| Expenditure Category | | | | |
| Compensation and Benefits | 14,031 | 13,674 | 13,629 | 14,727 |
| Grants, Contributions and Transfers | 36,274 | 34,403 | 34,284 | 39,817 |
| Amortization | 14,560 | 14,404 | 14,404 | 11,700 |
| Chargebacks | 338 | 338 | 338 | 307 |
| Computer Hardware and Software | 176 | 166 | 166 | 164 |
| Contract Services | 8,242 | 8,125 | 8,459 | 6,375 |
| Controllable Assets | 16 | 16 | 16 | 21 |
| Fees and Payments | 1,850 | 1,806 | 1,806 | 2,239 |
| Materials and Supplies | 242 | 238 | 238 | 213 |
| Mortgage Payments – Social Housing Agreement | 6,451 | 6,480 | 6,480 | 6,507 |
| Purchased Services | 497 | 502 | 502 | 561 |
| Travel | 910 | 771 | 771 | 648 |
| Utilities | 25,793 | 26,184 | 26,184 | 25,284 |
| | 109,380 | 107,107 | 107,277 | 108,563 |
| Total Revenues | 146,907 | 143,529 | 143,127 | 133,509 |
| Total Active Positions | 116 | | 116 | |
| Infrastructure Investment | 37,527 | 36,422 | 35,850 | 26,139 |

NWT Housing Corporation

Active Position Summary

(Information Item)

| | 2016-2017 | | | | 2015-2016 | | | |
|-----------------------------|------------|-----------|----------|------------|------------|-----------|----------|------------|
| | Full Time | Part Time | Seasonal | Total | Full Time | Part Time | Seasonal | Total |
| Regional Allocation | | | | | | | | |
| Headquarters | 57 | - | - | 57 | 57 | - | - | 57 |
| North Slave | 12 | - | - | 12 | 12 | - | - | 12 |
| Tłıchǫ | - | - | - | - | - | - | - | - |
| South Slave | 14 | - | - | 14 | 14 | - | - | 14 |
| Dehcho | 8 | - | - | 8 | 8 | - | - | 8 |
| Sahtu | 9 | - | - | 9 | 9 | - | - | 9 |
| Beaufort Delta | 16 | - | - | 16 | 16 | - | - | 16 |
| | 116 | - | - | 116 | 116 | - | - | 116 |
| Community Allocation | | | | | | | | |
| Headquarters | 57 | - | - | 57 | 57 | - | - | 57 |
| Regional Offices | 59 | - | - | 59 | 59 | - | - | 59 |
| Other | - | - | - | - | - | - | - | - |
| | 116 | - | - | 116 | 116 | - | - | 116 |

Full Time and Part Time positions may be indeterminate positions with no end date of employment or for a fixed term. Regional Offices include positions located in Yellowknife Regional Offices (North Slave), Fort Smith, Hay River, Fort Simpson, Norman Wells and Inuvik.

NWT Housing Corporation

Community Housing Services

Activity Description

The NWTHC operates approximately 2,800 rental housing units in 33 communities across the Northwest Territories including subsidized public housing and affordable housing units. The Local Housing Organizations (LHOs) provide, under an agency agreement with the NWTHC, property management services including the allocation of units, the assessment and collection of rents, and the provision of preventative and demand maintenance services. In addition, LHOs provide assistance and support to housing clients in accessing NWTHC homeownership programs. Each local housing organization has an advisory board to oversee their operations.

The Community Housing Services key activities include resources to operate the NWTHC rental housing portfolio including LHO contribution funding for administration, maintenance, apprentices, and training and support workshops. In addition, the cost of utilities, leasing of supplemental housing units and LHO office and warehouse space, LHO audit fees, and property tax and land lease fees are included in this activity.

NWT Housing Corporation
Community Housing Services
Operations Expenditure Summary

(thousands of dollars)

| | 2016-2017 Main Estimates | 2015-2016 Revised Estimates | 2015-2016 Main Estimates | 2014-2015 Actuals |
|-------------------------------------|---|--|---|------------------------------|
| Program Detail | | | | |
| CHS Audit Costs | 422 | 392 | 392 | 418 |
| CHS Office & Warehouse Leases | 467 | 464 | 464 | - |
| Electrical Power | 9,142 | 9,731 | 9,731 | 8,857 |
| Grants and Contributions | 20,407 | 20,332 | 20,213 | 22,988 |
| Heating Fuel | 9,692 | 9,514 | 9,514 | 9,041 |
| Property Taxes & Land Leases | 1,714 | 1,670 | 1,670 | 2,070 |
| Rent Supplement Leasing | 5,214 | 5,173 | 5,507 | 3,555 |
| Water & Sanitation | 6,959 | 6,939 | 6,939 | 7,386 |
| | 54,017 | 54,215 | 54,430 | 54,315 |
| Expenditure Category | | | | |
| Grants, Contributions and Transfers | 20,407 | 20,332 | 20,213 | 22,988 |
| Contract Services | 6,103 | 6,029 | 6,363 | 3,973 |
| Fees and Payments | 1,714 | 1,670 | 1,670 | 2,070 |
| Utilities | 25,793 | 26,184 | 26,184 | 25,284 |
| | 54,017 | 54,215 | 54,430 | 54,315 |

NWT Housing Corporation
Community Housing Services
Grants, Contributions and Transfers

(thousands of dollars)

| | 2016-2017 Main Estimates | 2015-2016 Revised Estimates | 2015-2016 Main Estimates | 2014-2015 Actuals |
|--------------------------------|---|--|---|------------------------------|
| Contributions | | | | |
| Administration | 7,746 | 7,746 | 7,702 | 7,145 |
| Apprentices | 761 | 761 | 751 | 419 |
| Deficit Funding | - | - | - | 3,616 |
| Maintenance | 11,773 | 11,698 | 11,633 | 11,736 |
| Training and Support Workshops | 127 | 127 | 127 | 72 |
| Total Contributions | 20,407 | 20,332 | 20,213 | 22,988 |

Descriptions of Contributions

Administration (7,746) - Funding for LHOs to provide property management services.

Apprentices (761) - Funding for LHOs to hire apprentices to increase the supply of qualified tradespersons.

Deficit Funding - Funding to assist LHOs in addressing accumulated deficits.

Maintenance (11,773) - Funding for LHOs to undertake demand and preventative maintenance activities to support the provision of good quality housing.

Training and Support Workshops (127) - Funding to provide LHO staff with additional training and support through workshops.

NWT Housing Corporation

Executive

Activity Description

The Executive, comprised of the President's Office and the Strategic Planning, Policy and Communications Division manages the implementation of the Government's direction related to housing services.

The President's Office is responsible for supporting the Minister Responsible for the Northwest Territories Housing Corporation (NWTHC), providing overall strategic and operational direction, leading the senior management team and managing the human and financial resources of the NWTHC.

The Strategic Planning, Policy and Communications Division provides support with regard to long-term strategic direction and planning for the NWTHC. This Division is also responsible for strategic and business planning, policy development, qualitative and quantitative research, corporate communications and homelessness initiatives. This Division represents the NWTHC on a Federal/Provincial/Territorial level, on interdepartmental working groups, and on other committees.

NWT Housing Corporation

Executive

Operations Expenditure Summary

(thousands of dollars)

| | 2016-2017 Main Estimates | 2015-2016 Revised Estimates | 2015-2016 Main Estimates | 2014-2015 Actuals |
|---|---|--|---|------------------------------|
| Program Detail | | | | |
| President's Office | 598 | 583 | 583 | 529 |
| Strategic Planning, Policy & Communications | 793 | 785 | 785 | 861 |
| | 1,391 | 1,368 | 1,368 | 1,390 |
| Expenditure Category | | | | |
| Compensation and Benefits | 1,146 | 1,106 | 1,106 | 1,227 |
| Contract Services | - | - | - | 34 |
| Fees and Payments | 3 | 3 | 3 | 8 |
| Materials and Supplies | 57 | 73 | 73 | 24 |
| Purchased Services | 93 | 98 | 98 | 56 |
| Travel | 92 | 88 | 88 | 41 |
| | 1,391 | 1,368 | 1,368 | 1,390 |

NWT Housing Corporation

Finance and Infrastructure Services

Activity Description

The Finance and Infrastructure Services Branch is comprised of the Finance and Administration Division, Financial Planning Section, Information Services Section, and the Infrastructures Services Division.

The Finance and Administration Division is responsible for the overall financial affairs of the NWTHC. This includes the provision of accounting and advisory services, reporting and monitoring, treasury services, mortgage administration and the management of own source revenues and federal funding. The Financial Planning Section leads the development of the infrastructure, revenues and operating budgets for the Corporation, including the annual business plan and main estimates, and on-going variance analysis and reporting.

The Information Services Section utilizes the latest in information management tools and methodologies support the business processes of the Corporation and its community partners. This section develops NWTHC-specific information tools as well as system training, critical to the delivery of housing programs and services. The Infrastructure Services Division is responsible for the overall delivery of the NWTHC's capital infrastructure projects, as well as the acquisition of suitable land for the delivery of housing programs and services and the overall maintenance management of the NWTHC's housing portfolio.

NWT Housing Corporation
Finance and Infrastructure Services
Operations Expenditure Summary

(thousands of dollars)

| | 2016-2017 Main Estimates | 2015-2016 Revised Estimates | 2015-2016 Main Estimates | 2014-2015 Actuals |
|--|---|--|---|------------------------------|
| Program Detail | | | | |
| Debt Repayment | 6,451 | 6,480 | 6,480 | 6,507 |
| Finance and Administration | 10,124 | 8,263 | 8,263 | 6,852 |
| Financial Planning | 263 | 274 | 274 | 348 |
| Information Services | 1,107 | 1,194 | 1,194 | 1,427 |
| Infrastructure Services | 3,267 | 2,732 | 2,731 | 2,925 |
| Vice President's Office | 320 | 326 | 326 | 430 |
| | 21,532 | 19,269 | 19,268 | 18,489 |
| Expenditure Category | | | | |
| Compensation and Benefits | 5,263 | 4,780 | 4,779 | 5,580 |
| Grants, Contributions and Transfers | 7,116 | 5,450 | 5,450 | 3,790 |
| Amortization | 271 | 340 | 340 | 277 |
| Chargebacks | 338 | 338 | 338 | 307 |
| Computer Hardware and Software | 156 | 146 | 146 | 158 |
| Contract Services | 1,241 | 1,198 | 1,198 | 1,228 |
| Controllable Assets | 5 | 5 | 5 | 2 |
| Fees and Payments | 69 | 69 | 69 | 93 |
| Materials and Supplies | 74 | 54 | 54 | 56 |
| Mortgage Payments – Social Housing Agreement | 6,451 | 6,480 | 6,480 | 6,507 |
| Purchased Services | 250 | 250 | 250 | 334 |
| Travel | 298 | 159 | 159 | 157 |
| | 21,532 | 19,269 | 19,268 | 18,489 |

NWT Housing Corporation
Finance and Infrastructure Services
Grants, Contributions and Transfers

(thousands of dollars)

| | 2016-2017 Main Estimates | 2015-2016 Revised Estimates | 2015-2016 Main Estimates | 2014-2015 Actuals |
|--|---|--|---|------------------------------|
| Contributions | | | | |
| Federal and Territorial Funding | | | | |
| Pre-1986 Private Non-Profit | - | 115 | 115 | - |
| Co-op 2% Write-down | 155 | 195 | 195 | 82 |
| Non-profit 2% Write-down | 40 | 70 | 70 | 34 |
| Urban Native Fully Targeted | 1,415 | 1,000 | 1,000 | 1,435 |
| Non-profit Fully Targeted | 750 | 745 | 745 | 746 |
| Non-profit Low Rental | - | 5 | 5 | - |
| Co-op ILM Program | - | 1 | 1 | - |
| Other Unilateral Contributions | 160 | 185 | 185 | 230 |
| IAH - Unilaterals Renovation Fund | 750 | - | - | - |
| Interest Rate Reserve | - | 204 | 204 | 15 |
| | 3,270 | 2,520 | 2,520 | 2,542 |
| Homelessness Initiatives | | | | |
| Homelessness Assistance Fund | 125 | 125 | 125 | 102 |
| Housing First Model | 150 | 150 | 150 | - |
| Northern Pathways to Housing | 280 | 280 | 280 | - |
| Small Community Homelessness Fund | 200 | 200 | 200 | 185 |
| Shelter Enhancement Fund, Victims of Family Violence | 416 | 100 | 100 | 100 |
| Transitional Supportive Housing | 600 | - | - | - |
| | 1,771 | 855 | 855 | 387 |
| Rental Housing in Rural & Remote | 783 | 783 | 783 | - |
| Non-Residential Building Operations | 392 | 392 | 392 | 450 |
| Transitional Rent Supplement Program | 900 | 900 | 900 | 411 |
| | 2,075 | 2,075 | 2,075 | 861 |
| Total Contributions | 7,116 | 5,450 | 5,450 | 3,790 |

Descriptions of Contributions

Federal and Territorial Funding (3,270) - to non-profit, community based organizations to support Rent Geared to Income, Co-op and Special Purpose Projects.

Homelessness Initiatives (1,771) - Funding to support NWT HC homelessness programs.

Rental Housing in Rural & Remote (783) - Funding to provide incentives to community-based organizations, development corporations and private industry to develop more housing suitable for staff in critical occupational categories.

NWT Housing Corporation

Finance and Infrastructure Services

Grants, Contributions and Transfers

Non-Residential Building Operations (392) - Funding provided to support the operation of non-residential buildings in various communities.

Transitional Rent Supplement Program (900) - Funding to assist clients who are in core need due to affordability problems and who are not able to access public housing or income support.

NWT Housing Corporation
Programs and District Operations

Activity Description

The Programs and District Operations Branch oversees the development, implementation, monitoring, and delivery of programs and initiatives that support the NWTHC's responsiveness to housing needs in the NWT. The Branch provides corporate support, training, and oversight to the NWTHC's five District Offices for the delivery of housing programs and services in order to ensure a continuity of approach to program delivery.

The Program Development and Implementation Section works closely with District Offices and Local Housing Organizations (LHOs) to ensure compliance with existing program policies and procedures. This Section also develops and updates ongoing operational policies and procedures to ensure housing programs remain updated and responsive, and to ensure that District Offices and LHOs have the support, training and capacity required to effectively and efficiently deliver the NWTHC's programs and services.

District Offices are responsible for the administration of district capital and program delivery. District Offices also play a pivotal role in lands acquisition and development, maintenance, training, and work closely with stakeholders at the community level. District Offices work with LHOs and NWT residents to identify options for programming to assist individuals and families in decision making regarding their housing needs. This assistance includes the delivery of the Corporation's Providing Assistance for Territorial Homeownership (PATH), Contributing Assistance for Repairs and Enhancements (CARE), Contributing Assistance for Repairs and Enhancements Preventive Maintenance (CARE PM), Contributing Assistance for Repairs and Enhancements Mobility for Seniors (CARE Mobility) and Securing Assistance for Emergencies (SAFE) homeownership programs.

NWT Housing Corporation
Programs and District Operations
Operations Expenditure Summary

(thousands of dollars)

| | 2016-2017 Main Estimates | 2015-2016 Revised Estimates | 2015-2016 Main Estimates | 2014-2015 Actuals |
|--|---|--|---|------------------------------|
| Program Detail | | | | |
| District Operations | | | | |
| North Slave District | 7,581 | 8,011 | 8,011 | 9,414 |
| South Slave District | 5,647 | 5,614 | 5,608 | 6,821 |
| Nahendeh District | 4,051 | 3,823 | 3,824 | 3,214 |
| Sahtu District | 5,501 | 5,042 | 5,005 | 4,846 |
| Beaufort Delta District | 8,381 | 8,218 | 8,216 | 8,793 |
| Programs, Development & Implementation | 835 | 1,111 | 1,111 | 803 |
| Vice President's Office | 444 | 436 | 436 | 478 |
| | 32,440 | 32,255 | 32,211 | 34,369 |
| Expenditure Category | | | | |
| Compensation and Benefits | 7,622 | 7,788 | 7,744 | 7,920 |
| Grants, Contributions and Transfers | 8,751 | 8,621 | 8,621 | 13,039 |
| Amortization | 14,289 | 14,064 | 14,064 | 11,423 |
| Computer Hardware and Software | 20 | 20 | 20 | 6 |
| Contract Services | 898 | 898 | 898 | 1,140 |
| Controllable Assets | 11 | 11 | 11 | 19 |
| Fees and Payments | 64 | 64 | 64 | 68 |
| Materials and Supplies | 111 | 111 | 111 | 133 |
| Purchased Services | 154 | 154 | 154 | 171 |
| Travel | 520 | 524 | 524 | 450 |
| | 32,440 | 32,255 | 32,211 | 34,369 |

NWT Housing Corporation
Programs and District Operations
Grants, Contributions and Transfers

(thousands of dollars)

| | 2016-2017 Main Estimates | 2015-2016 Revised Estimates | 2015-2016 Main Estimates | 2014-2015 Actuals |
|---|---|--|---|------------------------------|
| Contributions | | | | |
| Minor Capital Contributions | | | | |
| Rental Housing Programs | | | | |
| Minor repairs | 2,234 | 1,669 | 1,669 | 7,444 |
| Homeownership Programs | | | | |
| Providing Assistance for Territorial Homeownership (PATH) | 75 | 510 | 510 | 258 |
| Contributing Assistance for Residential Enhancements (CARE) | 4,410 | 4,410 | 4,410 | 4,056 |
| CARE Preventative Maintenance | 872 | 872 | 872 | 299 |
| Securing Assistance for Emergencies(SAFE) | 1,160 | 1,160 | 1,160 | 490 |
| CMHC Repair Programs | - | - | - | 492 |
| Total Contributions | 8,751 | 8,621 | 8,621 | 13,039 |

Descriptions of Contributions

Minor Capital Contributions (8,751) - Funding to complete minor maintenance and improvements on NWTHC assets, and funding to assist homeowners with repairs through various NWTHC programs.

NWT Housing Corporation

Lease Commitments

(Information Item)

(thousands of dollars)

2016-2017

Main Estimates Future Lease Payments

| Type of Property | Community | | |
|--------------------------------|-----------------------------------|--------------|---------------|
| North Slave District | | | |
| Public Housing | 61 units, Yellowknife | 971 | 2,914 |
| Affordable Housing | 1 unit, Whatì | 19 | - |
| Office Space | Yellowknife, Headquarters | 998 | 6,489 |
| Office Space | Yellowknife, North Slave District | 220 | 1,793 |
| Office Space | LHO Office, Behchokò | 67 | 194 |
| Office Space | LHO Office, N'Dilo | 107 | 214 |
| Office Space | LHO Office, Yellowknife | 53 | 53 |
| Warehouse | LHO warehouse/shop Yellowknife | 37 | 129 |
| South Slave District | | | |
| Public Housing | 3 units, Fort Providence | 25 | - |
| Public Housing | 6 units, Hay River | 121 | 70 |
| Office Space | Hay River, South Slave District | 77 | 172 |
| Office Space | LHO Office, Hay River | 35 | 70 |
| Nahendeh District | | | |
| Public Housing | 2 units, Fort Simpson | 47 | 47 |
| Office Space | Fort Simpson, Nahendeh District | 149 | 324 |
| Sahtu District | | | |
| Office Space | Norman Wells, Sahtu District | 78 | - |
| Office Space | LHO Office, Norman Wells | 35 | - |
| Beaufort Delta District | | | |
| Public Housing | 36 units, Inuvik | 641 | 481 |
| Public Housing | 10 units, Inuvik | 69 | - |
| Office Space | Inuvik, Beaufort Delta District | 226 | 620 |
| Office Space | LHO Office, Aklavik | 53 | 159 |
| Office Space | LHO Office, Inuvik | 84 | 237 |
| | | 4,112 | 13,966 |

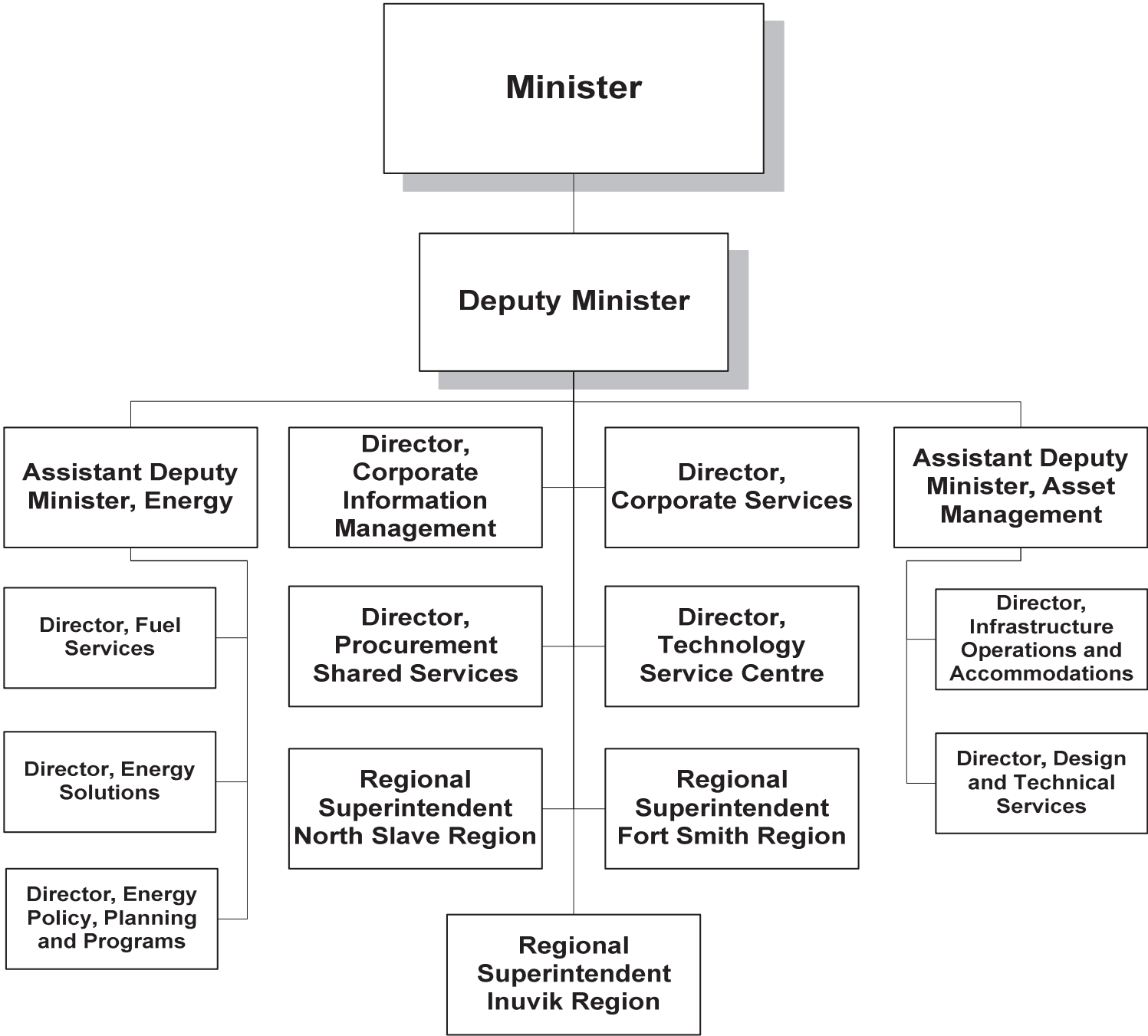
The above leases do not include capital leases. In the event a lease is deemed to be a capital lease the associated asset is included in tangible capital assets and amortized over the useful life of the asset; and the lease is recorded as a financial liability.

The Main Estimates and Future Lease Payment amounts represent the Base Rent cost, excluding any operations and maintenance component that is included in the total Lease costs in the agreement.

Public Works and Services

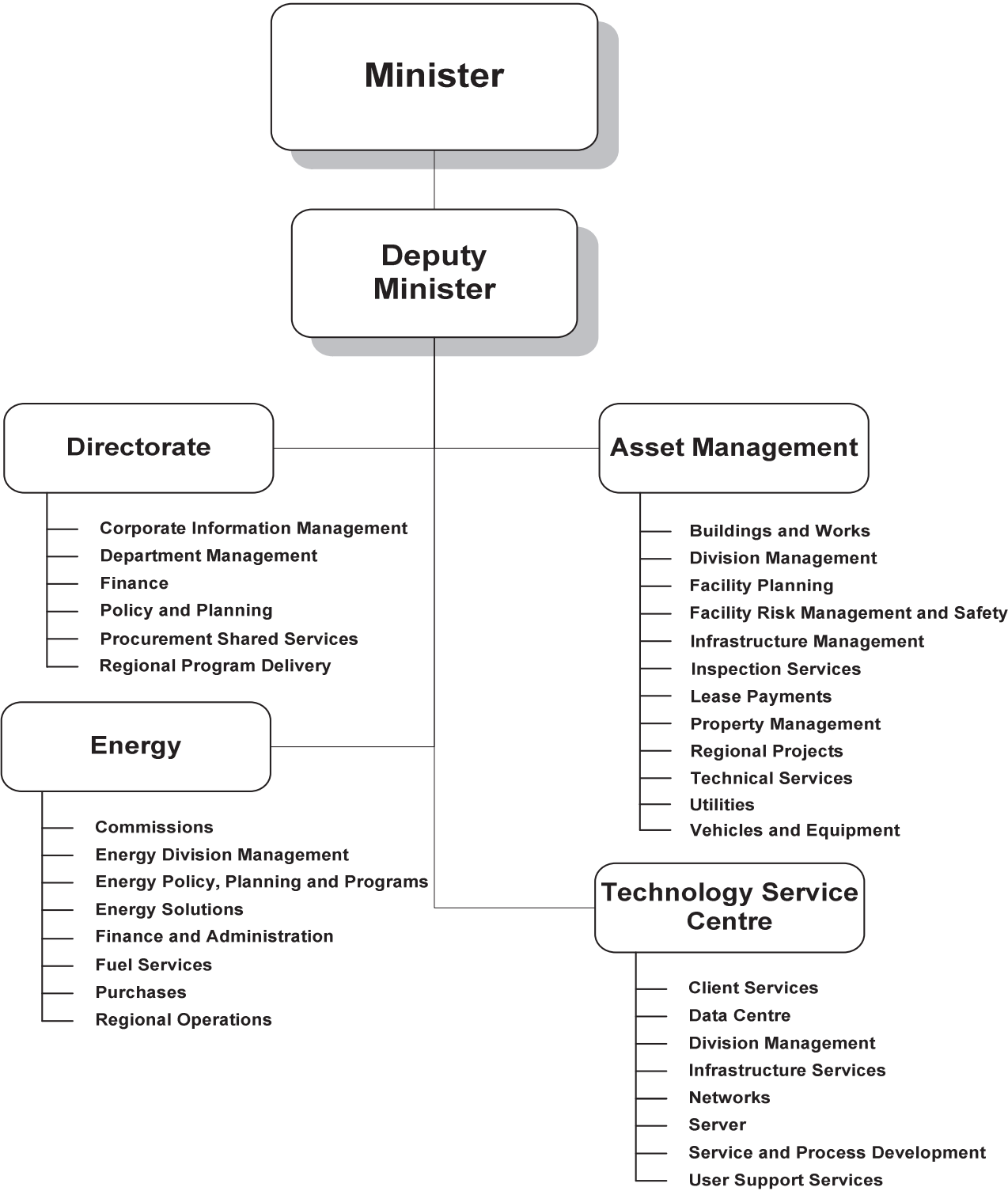
Public Works and Services

Organizational Chart



Public Works and Services

Accounting Structure Chart

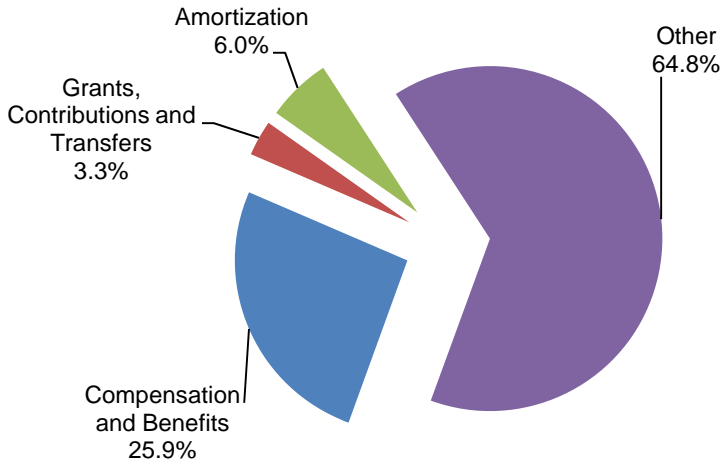


Public Works and Services

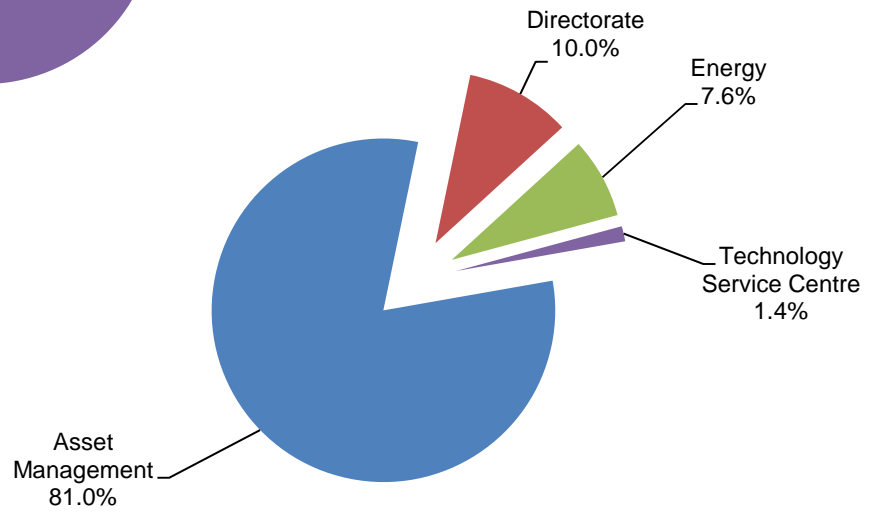
Graphs

Operations Expenditures

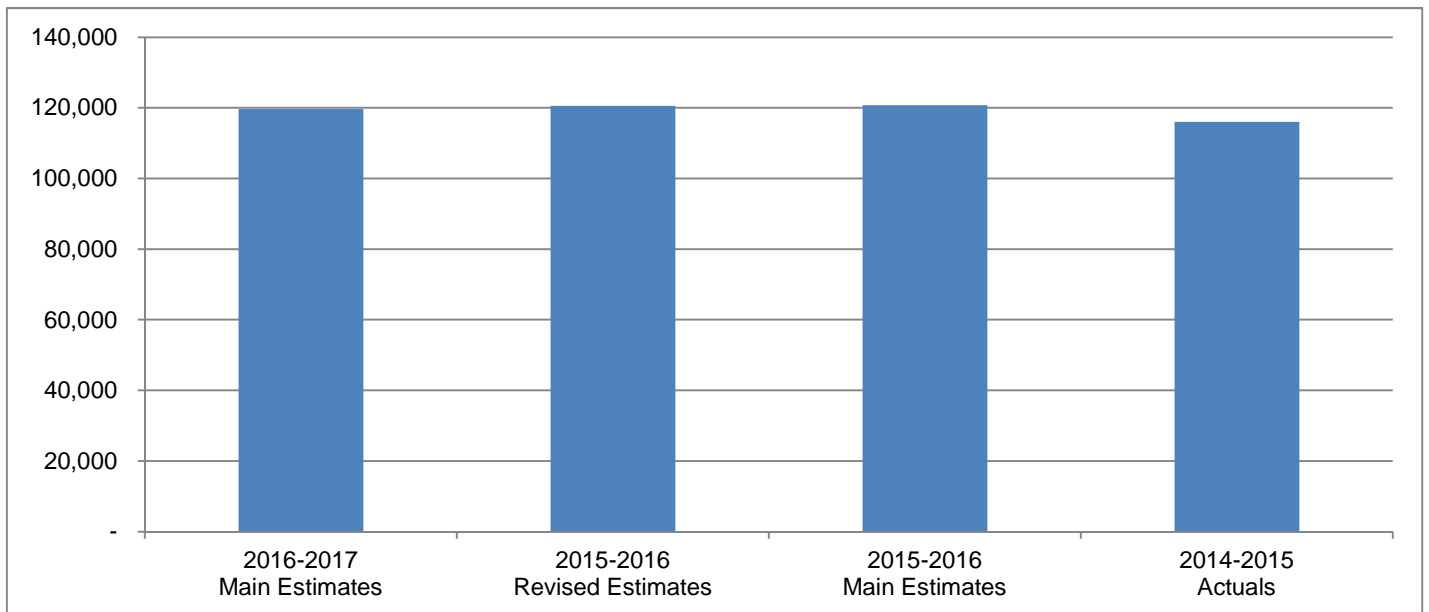
By Expenditure Category



By Activity



**Operations Expenditures Comparison
(thousands of dollars)**



Public Works and Services

The Department of Public Works and Services is an essential partner in the achievement of government goals through the provision of high quality services, expert support and innovative leadership in asset management, procurement, information management, computer systems and data communications, community fuel services and energy efficiency through conservation and alternative energy solutions and monitoring activities

(thousands of dollars)

| | 2016-2017 Main Estimates | 2015-2016 Revised Estimates | 2015-2016 Main Estimates | 2014-2015 Actuals |
|-------------------------------------|---|--|---|------------------------------|
| Activity | | | | |
| Asset Management | 97,003 | 98,550 | 98,885 | 93,520 |
| Directorate | 11,936 | 11,871 | 11,874 | 12,624 |
| Energy | 9,060 | 8,592 | 8,456 | 8,665 |
| Technology Service Centre | 1,712 | 1,535 | 1,535 | 1,216 |
| | 119,711 | 120,548 | 120,750 | 116,025 |
| Expenditure Category | | | | |
| Compensation and Benefits | 31,038 | 31,197 | 31,160 | 29,378 |
| Grants, Contributions and Transfers | 3,970 | 3,628 | 4,488 | 5,726 |
| Amortization | 7,215 | 6,158 | 6,158 | 5,275 |
| Chargebacks | 984 | 1,050 | 1,050 | 569 |
| Computer Hardware and Software | 383 | 102 | 102 | 183 |
| Contract Services | 39,411 | 42,154 | 41,708 | 39,946 |
| Controllable Assets | 31 | 186 | 11 | 535 |
| Fees and Payments | 114 | 183 | 183 | 235 |
| Materials and Supplies | 2,070 | 1,831 | 1,831 | 2,139 |
| Purchased Services | 964 | 740 | 740 | 774 |
| Travel | 914 | 815 | 815 | 868 |
| Utilities | 32,617 | 32,504 | 32,504 | 30,395 |
| Valuation Allowances | - | - | - | 2 |
| | 119,711 | 120,548 | 120,750 | 116,025 |
| Total Revenues | 1,837 | 1,618 | 1,618 | 3,408 |
| Total Active Positions | 316 | | 312 | |
| Infrastructure Investment | 16,977 | 24,010 | 14,525 | 20,083 |

Public Works and Services

Revenue Summary

(Information Item)

(thousands of dollars)

| | 2016-2017 Main Estimates | 2015-2016 Revised Estimates | 2015-2016 Main Estimates | 2014-2015 Actuals |
|----------------------------------|--------------------------------|-----------------------------------|--------------------------------|----------------------|
| Transfer Payments | | | | |
| Capital Transfers | - | - | - | 1,395 |
| | - | - | - | 1,395 |
| General | | | | |
| <i>Regulatory Revenue</i> | | | | |
| Electrical Permits | 600 | 475 | 475 | 718 |
| Boiler Registration | 410 | 410 | 410 | 390 |
| Gas Permits | 65 | 65 | 65 | 58 |
| Elevator Permits | 77 | 77 | 77 | 57 |
| <i>Lease</i> | | | | |
| Rental to Others | 235 | 235 | 235 | 229 |
| Parking Stall Rentals | - | 13 | 13 | - |
| <i>Service and Miscellaneous</i> | | | | |
| Water/Sewer Maintenance Services | 250 | 193 | 193 | 362 |
| Sale of Heat Supply | 100 | 50 | 50 | 46 |
| Sale of Surplus Assets | 100 | 100 | 100 | 153 |
| | 1,837 | 1,618 | 1,618 | 2,013 |
| | 1,837 | 1,618 | 1,618 | 3,408 |

Public Works and Services

Active Position Summary

(Information Item)

| Activity | 2016-2017 | | | | 2015-2016 | | | |
|-----------------------------|------------|-----------|----------|------------|------------|-----------|----------|------------|
| | Full Time | Part Time | Seasonal | Total | Full Time | Part Time | Seasonal | Total |
| Activity | | | | | | | | |
| Asset Management | 152 | - | - | 152 | 153 | - | - | 153 |
| Directorate | 77 | - | - | 77 | 73 | - | - | 73 |
| Energy | 24 | - | - | 24 | 24 | - | - | 24 |
| Technology Service Centre | 63 | - | - | 63 | 62 | - | - | 62 |
| | 316 | - | - | 316 | 312 | - | - | 312 |
| Regional Allocation | | | | | | | | |
| Headquarters | 143 | - | - | 143 | 142 | - | - | 142 |
| North Slave | 33 | - | - | 33 | 33 | - | - | 33 |
| Tłıchǫ | 2 | - | - | 2 | 2 | - | - | 2 |
| South Slave | 58 | - | - | 58 | 55 | - | - | 55 |
| Dehcho | 23 | - | - | 23 | 23 | - | - | 23 |
| Sahtu | 10 | - | - | 10 | 10 | - | - | 10 |
| Beaufort Delta | 47 | - | - | 47 | 47 | - | - | 47 |
| | 316 | - | - | 316 | 312 | - | - | 312 |
| Community Allocation | | | | | | | | |
| Headquarters | 143 | - | - | 143 | 142 | - | - | 142 |
| Regional Offices | 156 | - | - | 156 | 154 | - | - | 154 |
| Other | 17 | - | - | 17 | 16 | - | - | 16 |
| | 316 | - | - | 316 | 312 | - | - | 312 |

Full Time and Part Time positions may be indeterminate positions with no end date of employment or for a fixed term. Regional Offices include positions located in Yellowknife Regional Offices (North Slave), Fort Smith, Hay River, Fort Simpson, Norman Wells and Inuvik.

Public Works and Services

Asset Management

Activity Description

The Asset Management activity includes the planning, design, construction, and operation and maintenance of buildings and works throughout the Northwest Territories on behalf of the GNWT. Regional offices manage the delivery of maintenance and project management services, while Headquarters supports regional operations by providing facility planning, technical expertise for program and design standards, facility evaluations and commissioning, granular materials and environmental site remediation planning and coordination, project management support, and technical support. Delivery of the Deferred Maintenance and Capital Asset Retrofit Fund programs continue to be priorities under this activity.

Asset Management coordinates the government's capital planning process, the planning, acquisition and management of general purpose office space and leases, and manages the disposal of surplus GNWT real property assets. It also supports public safety through the enforcement of codes and standards set by government legislation covering electrical, elevator, boiler, pressure vessel and gas installations.

Public Works and Services

Asset Management

Operations Expenditure Summary

(thousands of dollars)

| | 2016-2017 Main Estimates | 2015-2016 Revised Estimates | 2015-2016 Main Estimates | 2014-2015 Actuals |
|-------------------------------------|--------------------------------|-----------------------------------|--------------------------------|----------------------|
| Program Detail | | | | |
| Buildings and Works | 24,796 | 23,969 | 24,506 | 23,116 |
| Division Management | 1,084 | 1,084 | 1,084 | 1,184 |
| Facility Planning | 606 | 519 | 656 | 688 |
| Facility Risk Management and Safety | 2,969 | 3,007 | 3,007 | 2,788 |
| Infrastructure Management | 592 | 639 | 639 | 679 |
| Inspection Services | 1,541 | 1,560 | 1,559 | 1,465 |
| Lease Payments | 26,290 | 28,019 | 27,914 | 26,685 |
| Property Management | 1,895 | 2,487 | 2,258 | 2,188 |
| Regional Projects | 2,791 | 2,916 | 2,912 | 2,716 |
| Technical Services | 1,626 | 1,626 | 1,626 | 1,179 |
| Utilities | 32,376 | 32,304 | 32,304 | 30,051 |
| Vehicles and Equipment | 437 | 420 | 420 | 781 |
| | 97,003 | 98,550 | 98,885 | 93,520 |
| Expenditure Category | | | | |
| Compensation and Benefits | 19,444 | 19,933 | 20,029 | 18,400 |
| Amortization | 3,521 | 2,485 | 2,485 | 1,897 |
| Chargebacks | - | - | - | (630) |
| Computer Hardware and Software | 87 | 84 | 84 | 110 |
| Contract Services | 37,963 | 40,560 | 40,974 | 39,607 |
| Controllable Assets | 21 | 181 | 6 | 531 |
| Fees and Payments | 89 | 75 | 75 | 191 |
| Materials and Supplies | 1,870 | 1,666 | 1,666 | 1,964 |
| Purchased Services | 661 | 418 | 418 | 448 |
| Travel | 730 | 644 | 644 | 647 |
| Utilities | 32,617 | 32,504 | 32,504 | 30,355 |
| | 97,003 | 98,550 | 98,885 | 93,520 |

Public Works and Services

Asset Management

Active Positions

(Information Item)

| | 2016-2017 | | | | 2015-2016 | | | |
|-----------------------------|--------------|--------------|----------|------------|--------------|--------------|----------|------------|
| | Full Time | Part Time | Seasonal | Total | Full Time | Part Time | Seasonal | Total |
| Regional Allocation | | | | | | | | |
| Headquarters | 32 | - | - | 32 | 36 | - | - | 36 |
| North Slave | 21 | - | - | 21 | 21 | - | - | 21 |
| Tłıchǫ | 2 | - | - | 2 | 2 | - | - | 2 |
| South Slave | 40 | - | - | 40 | 37 | - | - | 37 |
| Dehcho | 13 | - | - | 13 | 13 | - | - | 13 |
| Sahtu | 9 | - | - | 9 | 9 | - | - | 9 |
| Beaufort Delta | 35 | - | - | 35 | 35 | - | - | 35 |
| | 152 | - | - | 152 | 153 | - | - | 153 |
| Community Allocation | | | | | | | | |
| Headquarters | 32 | - | - | 32 | 36 | - | - | 36 |
| Regional Offices | 103 | - | - | 103 | 101 | - | - | 101 |
| Other | 17 | - | - | 17 | 16 | - | - | 16 |
| | 152 | - | - | 152 | 153 | - | - | 153 |

Full Time and Part Time positions may be indeterminate positions with no end date of employment or for a fixed term. Regional Offices include positions located in Yellowknife Regional Offices (North Slave), Fort Smith, Hay River, Fort Simpson, Norman Wells and Inuvik.

Public Works and Services

Directorate

Activity Description

The Directorate is responsible for the corporate management of the department, including managing human and financial resources and providing overall direction and planning that support achievement of departmental objectives and the priorities of the 18th Assembly. These responsibilities include corporate information management, financial administration, policy, planning and legislative requirements, and procurement shared services. Regional program delivery, which has responsibility for managing the central warehouses, GNWT mail services and disposal of surplus goods, is also managed by the Directorate. The Directorate is also responsible for the department's occupational health and safety program and activities and overseeing support for official language use, including the implementation of the department's multi-year French language services operating plan.

Public Works and Services

Directorate

Operations Expenditure Summary

(thousands of dollars)

| | 2016-2017 Main Estimates | 2015-2016 Revised Estimates | 2015-2016 Main Estimates | 2014-2015 Actuals |
|----------------------------------|--------------------------------|-----------------------------------|--------------------------------|----------------------|
| Program Detail | | | | |
| Corporate Information Management | 3,809 | 3,195 | 3,198 | 3,032 |
| Department Management | 667 | 667 | 667 | 676 |
| Finance | 505 | 1,005 | 1,005 | 2,711 |
| Policy and Planning | 687 | 687 | 687 | 508 |
| Procurement Shared Services | 2,835 | 2,835 | 2,835 | 2,650 |
| Regional Program Delivery | 3,433 | 3,482 | 3,482 | 3,047 |
| | 11,936 | 11,871 | 11,874 | 12,624 |
| Expenditure Category | | | | |
| Compensation and Benefits | 9,764 | 9,691 | 9,694 | 10,487 |
| Chargebacks | 984 | 1,050 | 1,050 | 1,199 |
| Computer Hardware and Software | 284 | 9 | 9 | 72 |
| Contract Services | 248 | 542 | 542 | 218 |
| Controllable Assets | 10 | 5 | 5 | 4 |
| Fees and Payments | 25 | 16 | 16 | 8 |
| Materials and Supplies | 182 | 119 | 119 | 138 |
| Purchased Services | 300 | 318 | 318 | 317 |
| Travel | 139 | 121 | 121 | 179 |
| Valuation Allowances | - | - | - | 2 |
| | 11,936 | 11,871 | 11,874 | 12,624 |

Public Works and Services

Directorate

Active Positions

(Information Item)

| | 2016-2017 | | | | 2015-2016 | | | |
|-----------------------------|--------------|--------------|----------|-----------|--------------|--------------|----------|-----------|
| | Full Time | Part Time | Seasonal | Total | Full Time | Part Time | Seasonal | Total |
| Regional Allocation | | | | | | | | |
| Headquarters | 43 | - | - | 43 | 39 | - | - | 39 |
| North Slave | 11 | - | - | 11 | 11 | - | - | 11 |
| Tłıchǫ | - | - | - | - | - | - | - | - |
| South Slave | 14 | - | - | 14 | 14 | - | - | 14 |
| Dehcho | 2 | - | - | 2 | 2 | - | - | 2 |
| Sahtu | - | - | - | - | - | - | - | - |
| Beaufort Delta | 7 | - | - | 7 | 7 | - | - | 7 |
| | 77 | - | - | 77 | 73 | - | - | 73 |
| Community Allocation | | | | | | | | |
| Headquarters | 43 | - | - | 43 | 39 | - | - | 39 |
| Regional Offices | 34 | - | - | 34 | 34 | - | - | 34 |
| Other | - | - | - | - | - | - | - | - |
| | 77 | - | - | 77 | 73 | - | - | 73 |

Full Time and Part Time positions may be indeterminate positions with no end date of employment or for a fixed term. Regional Offices include positions located in Yellowknife Regional Offices (North Slave), Fort Smith, Hay River, Fort Simpson, Norman Wells and Inuvik.

Public Works and Services

Energy

Activity Description

The Energy activity within PWS combines the fuel services functions of the former Petroleum Products Division (PPD) activity with energy programs previously dispersed across the GNWT.

The new combined functions include:

- The Fuel Services program responsible for managing the purchase, transport and storage of petroleum products in 16 NWT communities and fuel delivery and maintenance services to NWT Power Corporation tank farm facilities in 20 communities.
- Energy Policy, Planning and Communications that coordinates the GNWT's overall energy planning and policy development, and working with the Arctic Energy Alliance in providing energy conservation and efficiency programs in all regions of the NWT.
- Energy Solutions which leads the implementation of local, renewable, and alternative energy solutions in NWT communities.

Public Works and Services

Energy

Operations Expenditure Summary

(thousands of dollars)

| | 2016-2017 Main Estimates | 2015-2016 Revised Estimates | 2015-2016 Main Estimates | 2014-2015 Actuals |
|--------------------------------------|---|--|---|------------------------------|
| Program Detail | | | | |
| Energy Division Management | 237 | 208 | 208 | - |
| Energy Policy, Planning and Programs | 4,607 | 4,272 | 982 | 4,341 |
| Energy Solutions | 2,234 | 1,974 | 5,128 | 2,162 |
| Fuel Services | 1,982 | 2,138 | 2,138 | 2,162 |
| | 9,060 | 8,592 | 8,456 | 8,665 |
| Expenditure Category | | | | |
| Compensation and Benefits | 1,830 | 1,573 | 1,437 | 491 |
| Grants, Contributions and Transfers | 3,970 | 3,628 | 4,488 | 5,726 |
| Amortization | 1,982 | 2,138 | 2,138 | 2,162 |
| Computer Hardware and Software | 12 | 9 | 9 | 1 |
| Contract Services | 1,200 | 1,052 | 192 | 121 |
| Fees and Payments | - | 92 | 92 | 36 |
| Materials and Supplies | 18 | 46 | 46 | 37 |
| Purchased Services | 3 | 4 | 4 | 9 |
| Travel | 45 | 50 | 50 | 42 |
| Utilities | - | - | - | 40 |
| | 9,060 | 8,592 | 8,456 | 8,665 |

Public Works and Services

Energy

Grants, Contributions and Transfers

(thousands of dollars)

| | 2016-2017 Main Estimates | 2015-2016 Revised Estimates | 2015-2016 Main Estimates | 2014-2015 Actuals |
|---|--------------------------------|-----------------------------------|--------------------------------|----------------------|
| Contributions | | | | |
| Alternative Energy Program | - | 310 | 800 | 611 |
| Arctic Energy Alliance | - | 1,413 | 1,413 | 1,417 |
| Biomass Energy | - | 175 | 300 | 457 |
| Business Support Program/CECEP | - | 200 | 200 | 200 |
| Community Government Retrofits (AEA) | - | 200 | - | - |
| Community Renewable Energy Program (AEA) | - | 100 | - | - |
| Electricity from Residual Heat Study | - | - | 100 | - |
| Electric Vehicle (AEA) | - | 15 | - | - |
| Energy Efficiency Incentive Program | - | 300 | 300 | 400 |
| Energy Guide for Houses | - | 150 | 150 | 150 |
| Energy Initiatives | - | - | - | 300 |
| Energy Programs and Policy Development | 3,530 | - | - | - |
| Energy Research & Analysis | 440 | - | - | - |
| Great Bear River Mini-Hydro | - | - | - | 200 |
| LED Streetlight Replacement (NTPC) | - | 400 | - | - |
| Natural Gas in Thermal Zones | - | - | 150 | - |
| NTEC Core Funding | - | - | - | 841 |
| NWT Electricity System | - | - | - | 180 |
| Solar Energy | - | 365 | 625 | 505 |
| Water Monitoring | - | - | 50 | 50 |
| Wind Energy | - | - | 225 | 100 |
| Yellowknife Liquefied Natural Gas Plant Feasibility | - | - | 175 | 315 |
| Total Grants and Contributions | 3,970 | 3,628 | 4,488 | 5,726 |

Descriptions of Contributions

Alternative Energy Program - Funds are provided to assist communities, businesses and residents to install renewable energy systems.

Arctic Energy Alliance - Contribution to deliver energy management programs on behalf of the Government of the NWT.

Biomass Energy - This program will support new initiative to assist increased use of modern wood burning technologies to heat homes and buildings in communities.

Business Support Program/CECEP - This program is designed to help businesses in the NWT implement renewable energy and energy efficiency projects.

Public Works and Services

Energy

Grants, Contributions and Transfers

Community Government Retrofits - Contribution to Arctic Energy Alliance to administer a programs to perform energy audits and retrofits to community government buildings.

Community Renewable Energy Program - Contribution to Arctic Energy Alliance to administer a program to provide application based grants to NWT communities for renewable energy projects.

Electricity from Residual Heat Study - This study will examine the feasibility of installing an organic rankine cycle (ORC) in one of the thermal communities to use residual heat from a power plant to generate electricity.

Electric Vehicle (AEA) - Funding for Arctic Energy Alliance to undertake an electric vehicle demonstration

Energy Efficiency Incentive Program (EEIP) - The Energy conservation program provides financial assistance to support projects that reduce our usage of electrical and heat energy, and water.

Energy Guide for Houses - The program provides funding to Arctic Energy Alliance to assist homeowners and businesses to complete energy efficiency audits.

Energy Initiatives - Funding for Arctic Energy Alliance for the Hot Water Heater Replacement Program.

Energy Programs and Policy Development - funding to support the AEA and develop policy to support broad GNWT energy objectives.

Energy Research and Analysis - renewable energy monitoring, data collection and testing.

LED Streetlight Replacement - Funding provided to the NWT Power Corporation to replace street lights in thermal communities with energy efficient light emitting diodes.

Mini Hydro - Great Bear River - Funding for prefeasibility study for a mini hydro diversion project on the Bear River.

Natural Gas in Thermal Zones - Funding to explore medium/long term options for heating in Inuvik. This will include detailed analysis on liquefied natural gas trucked up the Dempster as well as biomass options.

NTEC Core Funding - Funding for planning and development of NWT hydroelectric resources and technical analysis in renewable and alternative energy.

NWT Electricity System - Funding used for follow-up work associated with the Electricity Review and to support the development of NWT Energy Plan.

Solar Energy - This program will promote the use of solar energy technologies in the NWT.

Water Monitoring - Funding to continue to operate a hydrometric station at Kakisa River.

Wind Energy - Contributions to the Aurora Research Institute to measure wind energy potential in the NWT.

Yellowknife Liquefied Natural Gas Plant Feasibility - Funding to hire a consultant to undertake a study to assess the resiliency of the North Slave electricity system.

Public Works and Services

Energy

Active Positions (Information Item)

| | 2016-2017 | | | | 2015-2016 | | | |
|-----------------------------|--------------|--------------|----------|-----------|--------------|--------------|----------|-----------|
| | Full Time | Part Time | Seasonal | Total | Full Time | Part Time | Seasonal | Total |
| Regional Allocation | | | | | | | | |
| Headquarters | 13 | - | - | 13 | 13 | - | - | 13 |
| North Slave | 1 | - | - | 1 | 1 | - | - | 1 |
| Tłıchǫ | - | - | - | - | - | - | - | - |
| South Slave | - | - | - | - | - | - | - | - |
| Dehcho | 7 | - | - | 7 | 7 | - | - | 7 |
| Sahtu | - | - | - | - | - | - | - | - |
| Beaufort Delta | 3 | - | - | 3 | 3 | - | - | 3 |
| | 24 | - | - | 24 | 24 | - | - | 24 |
| Community Allocation | | | | | | | | |
| Headquarters | 13 | - | - | 13 | 13 | - | - | 13 |
| Regional Offices | 11 | - | - | 11 | 11 | - | - | 11 |
| Other | - | - | - | - | - | - | - | - |
| | 24 | - | - | 24 | 24 | - | - | 24 |

Full Time and Part Time positions may be indeterminate positions with no end date of employment or for a fixed term. Regional Offices include positions located in Yellowknife Regional Offices (North Slave), Fort Smith, Hay River, Fort Simpson, Norman Wells and Inuvik.

Public Works and Services

Technology Service Centre

Activity Description

The Technology Service Centre division (TSC) provides Information Technology (IT) services and support to GNWT departments and some Health Authorities. The TSC is responsible for the government network connecting government offices, schools and healthcare facilities in all 33 communities making access to vital government systems and the Internet possible. The TSC also maintains and supports the government's e-mail system, servers and data storage infrastructure as well as provides desktop/laptop support and website hosting services.

The TSC manages the government's primary GNWT Data Centre in Yellowknife ensuring a reliable and secure environment is available for the IT infrastructure required to deliver corporate information systems like PeopleSoft HR and the System for Accountability and Management (SAM). A secondary data centre in the Stuart M. Hodgson building provides contingency/backup site functions for the GNWT network which is also managed by the TSC along with two smaller data centres in Fort Smith and Inuvik.

Public Works and Services

Technology Service Centre

Operations Expenditure Summary

(thousands of dollars)

| | 2016-2017 Main Estimates | 2015-2016 Revised Estimates | 2015-2016 Main Estimates | 2014-2015 Actuals |
|-----------------------------|---|--|---|------------------------------|
| Program Detail | | | | |
| Technology Service Centre | 1,712 | 1,535 | 1,535 | 1,216 |
| Expenditure Category | | | | |
| Amortization | 1,712 | 1,535 | 1,535 | 1,216 |

Public Works and Services

Technology Service Centre

Chargeback (Information Item)

The Technology Service Centre (TSC) is responsible for providing information technology support and services to meet the business objectives of the GNWT, including delivering programs to NWT residents and maximizing the effectiveness of GNWT employees.

Primary TSC services provided include computer workstation upgrades and support, electronic mail, file management, Internet access, and application hosting. The foundation for these services is the Wide Area Network managed by the TSC. Education boards, Aurora College and some Health Authorities receive a subset of these services.

The TSC recovers its costs from GNWT departments through chargeback agreements using rates approved annually by the Financial Management Board. The rates reflect the infrastructure, human resources, licensing and maintenance costs to provide these services.

| | (thousands of dollars) | | | |
|--|--------------------------------|-----------------------------------|--------------------------------|----------------------|
| | 2016-2017 Main Estimates | 2015-2016 Revised Estimates | 2015-2016 Main Estimates | 2014-2015 Actuals |
| OPERATING RESULTS | | | | |
| Recoveries | | | | |
| Executive | 407 | 531 | 531 | 482 |
| Human Resources | 722 | 1,156 | 1,156 | 839 |
| Lands | 1,124 | 481 | 481 | 919 |
| Legislative Assembly | 261 | 379 | 379 | 361 |
| Finance | 1,201 | 934 | 934 | 1,412 |
| Municipal & Community Affairs | 526 | 816 | 816 | 814 |
| Transportation | 1,573 | 1,390 | 1,390 | 1,387 |
| Public Works & Services | 1,459 | 1,175 | 1,175 | 1,227 |
| Health & Social Services | 1,921 | 1,619 | 1,619 | 1,654 |
| Industry, Tourism and Investment | 896 | 1,081 | 1,081 | 1,024 |
| Environment & Natural Resources | 1,896 | 2,075 | 2,075 | 2,006 |
| Education, Culture & Employment | 4,736 | 4,432 | 4,432 | 4,169 |
| Justice | 1,894 | 1,779 | 1,779 | 1,745 |
| NWT Housing Corporation | 236 | 272 | 272 | 285 |
| Aboriginal Affairs & Intergovernmental Relations | 186 | 211 | 211 | 222 |
| Other Public Agencies | 3,697 | 3,443 | 3,443 | 3,200 |
| Total Recoveries | 22,735 | 21,774 | 21,774 | 21,746 |
| Salaries | 8,200 | 8,144 | 8,144 | 7,357 |
| Other Operations | 14,535 | 13,630 | 13,630 | 14,389 |
| | 22,735 | 21,774 | 21,774 | 21,746 |
| | - | - | - | - |

Note: Any deficit is funded through the Department of Public Works and Services appropriations, and any surplus earnings are returned to the department, board or agency.

Public Works and Services

Technology Service Centre

Active Positions

(Information Item)

| | 2016-2017 | | | | 2015-2016 | | | |
|-----------------------------|--------------|--------------|----------|-----------|--------------|--------------|----------|-----------|
| | Full Time | Part Time | Seasonal | Total | Full Time | Part Time | Seasonal | Total |
| Regional Allocation | | | | | | | | |
| Headquarters | 55 | - | - | 55 | 54 | - | - | 54 |
| North Slave | - | - | - | - | - | - | - | - |
| Tłıchǫ | - | - | - | - | - | - | - | - |
| South Slave | 4 | - | - | 4 | 4 | - | - | 4 |
| Dehcho | 1 | - | - | 1 | 1 | - | - | 1 |
| Sahtu | 1 | - | - | 1 | 1 | - | - | 1 |
| Beaufort Delta | 2 | - | - | 2 | 2 | - | - | 2 |
| | 63 | - | - | 63 | 62 | - | - | 62 |
| Community Allocation | | | | | | | | |
| Headquarters | 55 | - | - | 55 | 54 | - | - | 54 |
| Regional Offices | 8 | - | - | 8 | 8 | - | - | 8 |
| Other | - | - | - | - | - | - | - | - |
| | 63 | - | - | 63 | 62 | - | - | 62 |

Full Time and Part Time positions may be indeterminate positions with no end date of employment or for a fixed term. Regional Offices include positions located in Yellowknife Regional Offices (North Slave), Fort Smith, Hay River, Fort Simpson, Norman Wells and Inuvik.

Public Works and Services

Public Stores Revolving Fund

(Information Item)

The territorial wide Public Stores Revolving Fund was established to provide working capital to finance central warehousing of standard supply inventories such as accountable forms, vital statistics, court documents, etc. The Public Stores Revolving Fund is utilized by all GNWT departments as well as boards and agencies. The authorized limit of the fund is \$1,175,000. Currently, only Yellowknife has a public stores inventory, which services all the regions.

(thousands of dollars)

| | 2016-2017 Main Estimates | 2015-2016 Revised Estimates | 2015-2016 Main Estimates | 2014-2015 Actuals |
|--------------------------|---|--|---|------------------------------|
| Authorized Limit | 1,175 | 1,175 | 1,175 | 1,175 |
| OPERATING RESULTS | | | | |
| Opening Balance | 136 | 138 | 138 | 143 |
| Net Purchase | 150 | 150 | 150 | 127 |
| Net Issues | (146) | (155) | (155) | (120) |
| Closing Balance | 140 | 133 | 133 | 150 |

Public Works and Services
Petroleum Products Revolving Fund

(Information Item)

The Petroleum Products Revolving Fund, managed under the Fuel Services Division, was established January 19, 1973. The fund provides working capital to finance inventory, accounts receivable and operating expenses, such as salaries, commissions, taxes and quality control, required for the distribution of petroleum products. The authorized limit of the Petroleum Products Revolving Fund is \$55,000,000. Operating expenses are recovered through the price structure to achieve a break-even operation.

(thousands of dollars)

| | 2016-2017 Main Estimates | 2015-2016 Revised Estimates | 2015-2016 Main Estimates | 2014-2015 Actuals |
|--|---|--|---|------------------------------|
| Authorized Limit | 55,000 | 55,000 | 55,000 | 55,000 |
| OPERATING RESULTS | | | | |
| Revenues | | | | |
| Sales Income After Taxes | 52,000 | 51,917 | 44,385 | 55,821 |
| Expenditures | | | | |
| Salaries | 1,990 | 2,001 | 2,138 | 1,957 |
| Other Operations and Maintenance | 2,150 | 2,221 | 2,140 | 1,751 |
| Commissions | 2,550 | 2,622 | 2,400 | 2,440 |
| Cost of Goods Sold | 45,216 | 45,158 | 37,643 | 48,780 |
| | 51,906 | 52,002 | 44,321 | 54,928 |
| Surplus (Deficit) | 94 | (85) | 64 | 893 |
| Petroleum Products Stabilization Fund | | | | |
| Opening Balance | 706 | 791 | 352 | (102) |
| Surplus (Deficit) | 94 | (85) | 64 | 893 |
| Closing Balance | 800 | 706 | 416 | 791 |

Public Works and Services
Petroleum Products Revolving Fund

Active Positions
(Information Item)

| | 2016-2017 | | | | 2015-2016 | | | |
|-----------------------------|-----------|-----------|----------|-----------|-----------|-----------|----------|-----------|
| | Full Time | Part Time | Seasonal | Total | Full Time | Part Time | Seasonal | Total |
| Regional Allocation | | | | | | | | |
| Headquarters | 4 | - | - | 4 | 4 | - | - | 4 |
| North Slave | 1 | - | - | 1 | 1 | - | - | 1 |
| Tłıchǵ | - | - | - | - | - | - | - | - |
| South Slave | - | - | - | - | - | - | - | - |
| Dehcho | 7 | - | - | 7 | 7 | - | - | 7 |
| Sahtu | - | - | - | - | - | - | - | - |
| Beaufort Delta | 3 | - | - | 3 | 3 | - | - | 3 |
| | 15 | - | - | 15 | 15 | - | - | 15 |
| Community Allocation | | | | | | | | |
| Headquarters | 4 | - | - | 4 | 4 | - | - | 4 |
| Regional Offices | 11 | - | - | 11 | 11 | - | - | 11 |
| Other | - | - | - | - | - | - | - | - |
| | 15 | - | - | 15 | 15 | - | - | 15 |

Note: Figures in this schedule are included in the active positions figures within the Energy activity.

Full Time and Part Time positions may be indeterminate positions with no end date of employment or for a fixed term. Regional Offices include positions located in Yellowknife Regional Offices (North Slave), Fort Smith, Hay River, Fort Simpson, Norman Wells and Inuvik.

Public Works and Services

Lease Commitments

(Information Item)

(thousands of dollars)

| Type of Property | Community | 2016-2017 | |
|------------------|------------------|----------------|-----------------------|
| | | Main Estimates | Future Lease Payments |
| Office Space | Aklavik | 44 | 180 |
| Office Space | Behchokò | 849 | 3,569 |
| Office Space | Déline | 49 | 29 |
| Office Space | Fort Good Hope | 37 | 52 |
| Office Space | Fort Liard | 95 | 207 |
| Office Space | Fort Providence | 176 | 466 |
| Office Space | Fort Resolution | 147 | 73 |
| Office Space | Fort Simpson | 541 | 1,181 |
| Office Space | Fort Smith | 640 | 756 |
| Office Space | Hay River | 553 | 606 |
| Office Space | Inuvik | 1,249 | 3,215 |
| Office Space | Jean Marie River | 14 | - |
| Office Space | Kakisa | 10 | - |
| Office Space | Łutselk'e | 10 | - |
| Office Space | Norman Wells | 686 | 2,327 |
| Office Space | Trout Lake | 24 | 14 |
| Office Space | Tsiigehtchic | 14 | 17 |
| Office Space | Tuktoyaktuk | 125 | 1,012 |
| Office Space | Tulita | 71 | 77 |
| Office Space | Yellowknife | 11,362 | 57,722 |
| | | 16,696 | 71,503 |

The above leases do not include capital leases. In the event a lease is deemed to be a capital lease the associated asset is included in tangible capital assets and amortized over the useful life of the asset; and the lease is recorded as a financial liability.

The Main Estimates and Future Lease Payment amounts represent the Base Rent cost, excluding any operations and maintenance component that is included in the total Lease costs in the agreement.

Public Works and Services

Work Performed on Behalf of Others

(Information Item)

(thousands of dollars)

| Items | 2016-2017 | 2015-2016 | 2015-2016 | 2014-2015 |
|---|-------------------|----------------------|-------------------|--------------|
| | Main Estimates | Revised Estimates | Main Estimates | Actuals |
| Beaufort-Delta Divisional Education Council - Leasing Services | 140 | 140 | 140 | 142 |
| Healthy Family Centre - Yellowknife | | | | |
| Health & Social Services Authority (YHSSA) | 50 | - | - | - |
| Indigenous and Northern Affairs Canada (INAC) - Gwich'in Land Claim Implementation | 5 | 4 | 4 | 5 |
| INAC - Sahtu Final Agreement Implementation | 5 | 4 | 4 | 5 |
| INAC - Tłıchǫ Implementation | 13 | 15 | 15 | 15 |
| Royal Canadian Mounted Police | 8,000 | 8,000 | 8,000 | 5,462 |
| | 8,213 | 8,163 | 8,163 | 5,629 |

Descriptions of Work Performed on Behalf of Others

Beaufort-Delta Divisional Education Council - Leasing Services (140) - Through a Memorandum of Agreement with the Beaufort-Delta Education Board, the Department of Public Works and Services provides direct services by leasing office space. Costs incurred by the department on behalf of the education board are recovered through chargeback.

Healthy Family Centre - YHSSA (50) - Public Works & Services will provide project management services for kitchen renovation at the Healthy Family Centre.

Indigenous and Northern Affairs Canada (INAC) - Gwich'in Land Claim Implementation (5) - A Flexible Transfer Agreement respecting the implementation of the Gwich'in Final Agreement between INAC and the Government of the Northwest Territories came into effect on April 1, 2002. Under the terms of this agreement, funding is provided to the Department of Public Works and Services to undertake activities for which it is responsible under the Implementation Plan.

INAC - Sahtu Final Agreement Implementation (5) - The Government of the Northwest Territories has signed a funding agreement with INAC for activities required to implement the Sahtu Final Agreement. Under the terms of this agreement, funding is provided to the Department of Public Works and Services to undertake activities for which it is responsible under the Final Agreement.

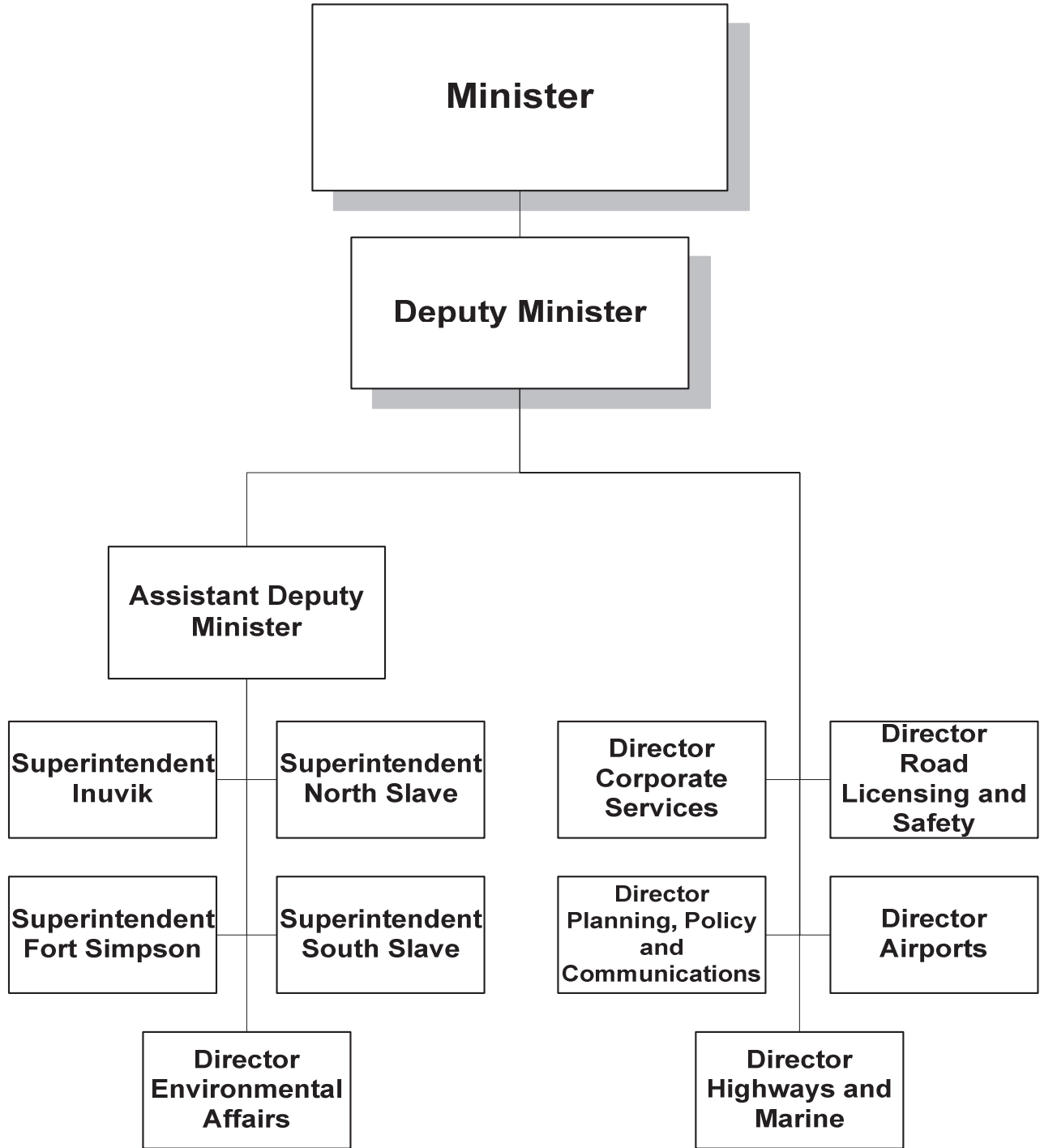
INAC - Tłıchǫ Implementation (13) - The Government of the Northwest Territories has signed a funding agreement with INAC for activities required to implement the Tłıchǫ Agreement which came into effect on August 4, 2005. Under the terms of this agreement, funding is provided to the Department of Public Works and Services to undertake activities for which it is responsible under the Final Agreement.

Royal Canadian Mounted Police (8,000) - Through a Memorandum of Agreement (MOA) with the RCMP, the Department of Public Works and Services will provide maintenance and utility management services along with minor project management services for commercial and residential properties in the Northwest Territories. This MOA will be in effect until mutually renewed, amended or terminated.

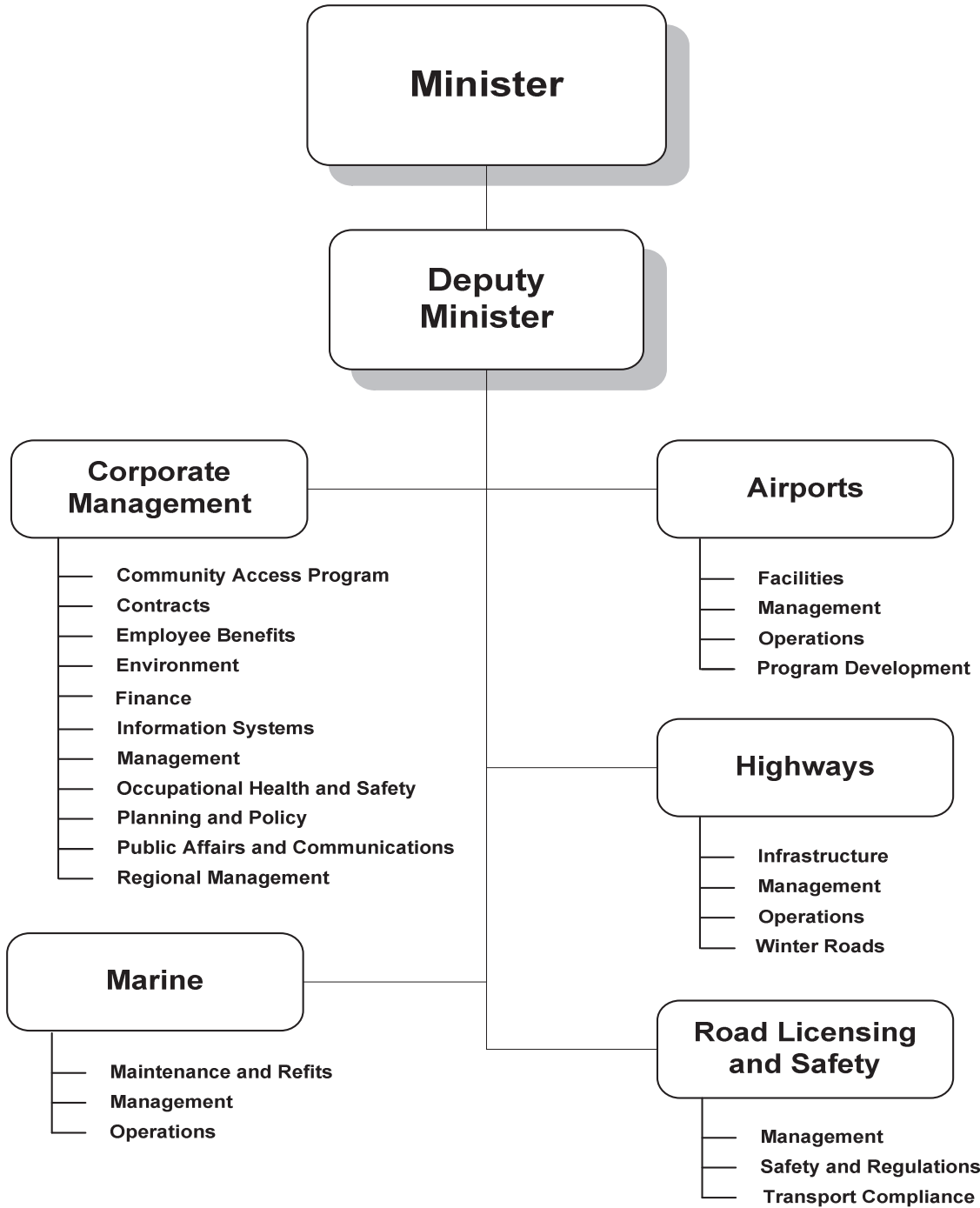
This page intentionally left blank

Transportation

**Transportation
Organizational Chart**



**Transportation
Accounting Structure Chart**

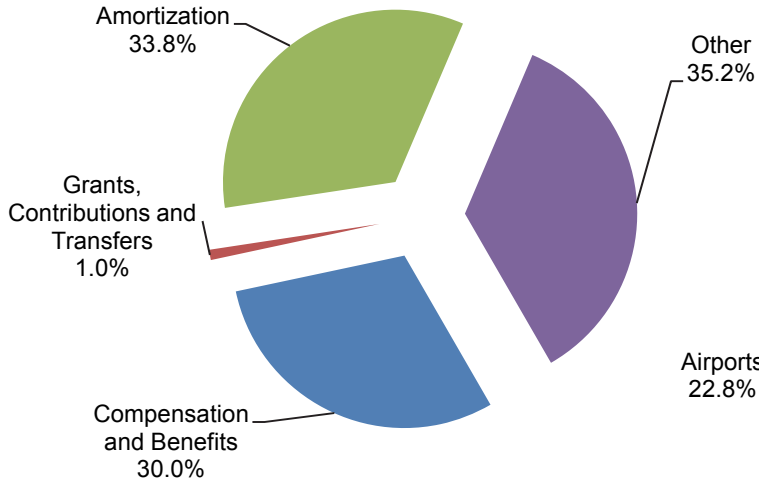


Transportation

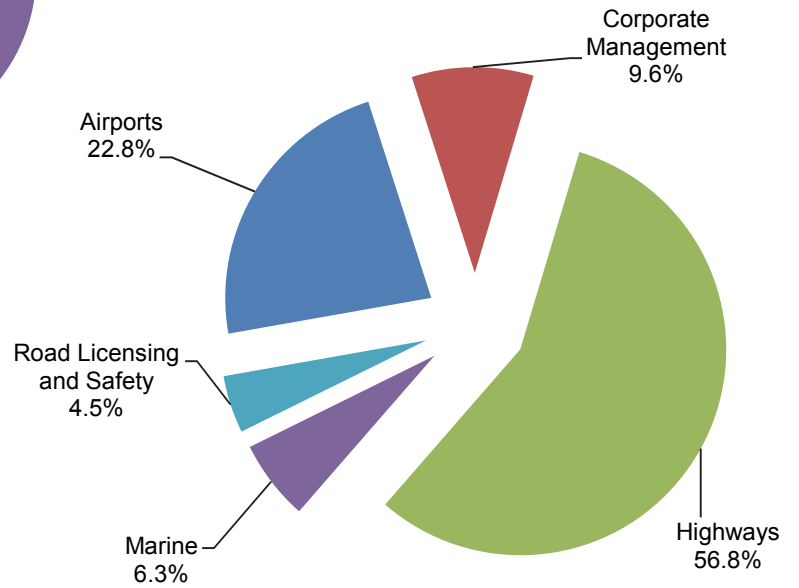
Graphs

Operations Expenditures

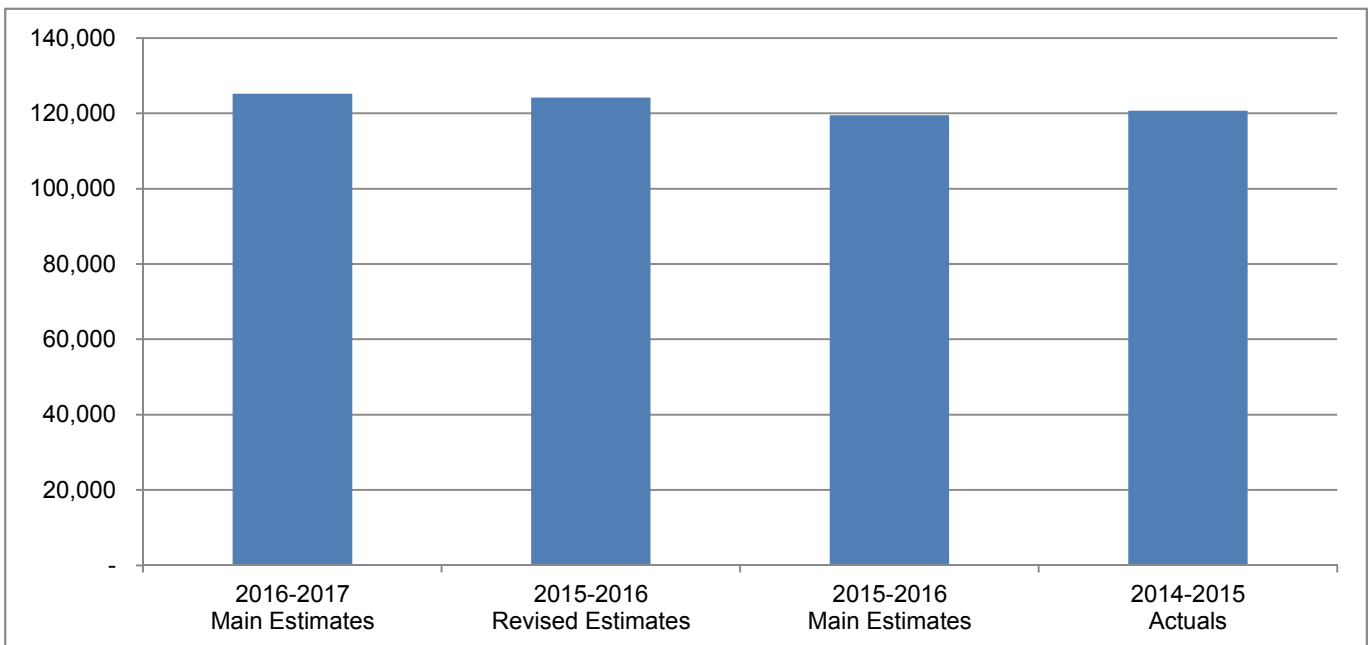
By Expenditure Category



By Activity



**Operations Expenditures Comparison
(thousands of dollars)**



Transportation

The mandate of the Department of Transportation, Government of the Northwest Territories is to plan, design, construct or reconstruct, acquire, operate and maintain public transportation infrastructure in the NWT, including community airports, docks and the highway system, and to regulate and license individuals and vehicles operating in the territory.

The Department is responsible for a transportation system that consists of 2,200 kilometres of all-weather highway, 1,425 kilometres of publicly constructed winter roads, four ferry and ice crossings and 27 community aerodromes.

(thousands of dollars)

| | 2016-2017 Main Estimates | 2015-2016 Revised Estimates | 2015-2016 Main Estimates | 2014-2015 Actuals |
|-------------------------------------|--------------------------------|-----------------------------------|--------------------------------|----------------------|
| Activity | | | | |
| Airports | 28,598 | 32,450 | 27,811 | 26,240 |
| Corporate Management | 11,970 | 12,047 | 11,973 | 13,141 |
| Highways | 71,089 | 66,423 | 66,420 | 67,725 |
| Marine | 7,887 | 7,419 | 7,418 | 7,810 |
| Road Licensing and Safety | 5,655 | 5,844 | 5,840 | 5,812 |
| | 125,199 | 124,183 | 119,462 | 120,728 |
| Expenditure Category | | | | |
| Compensation and Benefits | 37,533 | 37,620 | 37,556 | 38,603 |
| Grants, Contributions and Transfers | 1,192 | 1,212 | 1,212 | 1,090 |
| Amortization | 42,346 | 37,968 | 37,968 | 39,537 |
| Chargebacks | 1,531 | 1,546 | 1,536 | 1,752 |
| Computer Hardware and Software | 218 | 123 | 123 | 242 |
| Contract Services | 30,345 | 34,143 | 29,496 | 27,333 |
| Controllable Assets | 461 | 418 | 418 | 352 |
| Fees and Payments | 519 | 604 | 604 | 553 |
| Materials and Supplies | 6,161 | 5,232 | 5,232 | 6,209 |
| Purchased Services | 1,102 | 976 | 976 | 1,011 |
| Travel | 1,270 | 1,326 | 1,326 | 1,182 |
| Utilities | 2,521 | 3,015 | 3,015 | 2,834 |
| Valuation Allowances | - | - | - | 30 |
| | 125,199 | 124,183 | 119,462 | 120,728 |
| Total Revenues | 82,015 | 114,712 | 84,860 | 106,918 |
| Total Active Positions | 293 | | 296 | |
| Infrastructure Investment | 71,891 | 151,771 | 111,929 | 139,542 |

Transportation

Revenue Summary

(Information Item)

(thousands of dollars)

| | 2016-2017 Main Estimates | 2015-2016 Revised Estimates | 2015-2016 Main Estimates | 2014-2015 Actuals |
|--|--------------------------------|-----------------------------------|--------------------------------|----------------------|
| Transfer Payments | | | | |
| <i>Federal Cost-Shared</i> | | | | |
| Airport Capital Assistance Program | | | | |
| Norman Wells Airfield Lighting Rehabilitation | - | 1,479 | 1,479 | - |
| Snow Blower Hay River Airport | - | 371 | - | - |
| Tuktoyaktuk Airfield Lighting | 823 | 577 | - | - |
| Building Canada Plan | | | | |
| Four Mile Creek | - | - | - | 58 |
| Mackenzie Highway | - | - | - | 1,133 |
| Trout Lake Airport | - | - | - | 7,300 |
| Canadian Northern Economic Development Agency | | | | |
| New Highway Corridor Planning | - | 900 | - | - |
| Infrastructure Canada | | | | |
| Inuvialuit Implementation - Inuvik to Tuktoyaktuk Highway | - | 100 | - | 200 |
| Inuvik to Tuktoyaktuk Highway | 14,250 | 79,875 | 66,000 | 79,375 |
| Permafrost Research and Development Study Inuvik | - | 319 | - | - |
| New Building Canada Plan - Provincial/Territorial Infrastructure Component (PTIC) | 45,607 | 13,653 | - | - |
| <i>Federal Programs</i> | | | | |
| Inuvik Runway Repairs - Department of National Defense | - | - | - | 144 |
| Monitoring Study Highway 3 (Transport Canada) | - | 57 | - | - |
| | 60,680 | 97,331 | 67,479 | 88,210 |
| General | | | | |
| <i>Investment Income</i> | | | | |
| Lease | - | - | - | 3 |
| Airports - Lease/Rental Revenue | 3,229 | 3,229 | 3,229 | 3,280 |
| <i>Program</i> | | | | |
| Aviation Career Development Program | - | 35 | 35 | 35 |
| Canadian Air Transport Security Authority Agreement - Yellowknife Airport Hold Baggage System | 127 | 127 | 127 | - |
| Highway Maintenance Agreements | - | - | - | 382 |
| Nav Canada Occupancy Agreement | 703 | 676 | 676 | 803 |
| Parks Canada - Wood Buffalo National Park | 135 | 130 | 130 | 135 |
| Prelude Lake Access Road Agreement | - | - | - | 12 |
| <i>Regulatory Revenue</i> | | | | |
| Airports - Landing & Other Fees | 6,100 | 2,973 | 2,973 | 3,073 |
| Road Licensing & Safety | | | | |
| Exams & Certifications | 231 | 211 | 211 | 204 |
| License and Other Fees | 987 | 851 | 851 | 888 |
| Permits and Registrations | 5,635 | 4,974 | 4,974 | 5,170 |
| Toll Permits | 3,963 | 3,900 | 3,900 | 4,430 |
| <i>Service and Miscellaneous</i> | | | | |
| Airports - Concessions | 145 | 145 | 145 | 203 |
| Corporate Services - Administration Fees | 80 | 130 | 130 | 90 |
| | 21,335 | 17,381 | 17,381 | 18,708 |
| | 82,015 | 114,712 | 84,860 | 106,918 |

Transportation
Active Position Summary

(Information Item)

| | 2016-2017 | | | | 2015-2016 | | | |
|-----------------------------|------------|-----------|-----------|------------|------------|-----------|-----------|------------|
| | Full Time | Part Time | Seasonal | Total | Full Time | Part Time | Seasonal | Total |
| Activity | | | | | | | | |
| Airports | 100 | - | - | 100 | 98 | - | - | 98 |
| Corporate Management | 49 | - | - | 49 | 49 | - | - | 49 |
| Highways | 97 | - | 3 | 100 | 102 | - | 3 | 105 |
| Marine | 5 | - | 12 | 17 | 5 | - | 12 | 17 |
| Road Licensing and Safety | 27 | - | - | 27 | 27 | - | - | 27 |
| | 278 | - | 15 | 293 | 281 | - | 15 | 296 |
| Regional Allocation | | | | | | | | |
| Headquarters | 95 | - | - | 95 | 95 | - | - | 95 |
| North Slave | 55 | - | 1 | 56 | 53 | - | 1 | 54 |
| Tłı̄chǫ | 7 | - | - | 7 | 7 | - | - | 7 |
| South Slave | 55 | - | - | 55 | 60 | - | - | 60 |
| Dehcho | 38 | - | 14 | 52 | 38 | - | 14 | 52 |
| Sahtu | 9 | - | - | 9 | 9 | - | - | 9 |
| Beaufort Delta | 19 | - | - | 19 | 19 | - | - | 19 |
| | 278 | - | 15 | 293 | 281 | - | 15 | 296 |
| Community Allocation | | | | | | | | |
| Headquarters | 95 | - | - | 95 | 95 | - | - | 95 |
| Regional Offices | 148 | - | 13 | 161 | 151 | - | 13 | 164 |
| Other | 35 | - | 2 | 37 | 35 | - | 2 | 37 |
| | 278 | - | 15 | 293 | 281 | - | 15 | 296 |

Full Time and Part Time positions may be indeterminate positions with no end date of employment or for a fixed term. Regional Offices include positions located in Yellowknife Regional Offices (North Slave), Fort Smith, Hay River, Fort Simpson, Norman Wells and Inuvik.

Transportation

Airports

Activity Description

The purpose of the Airports Program is to provide and maintain airport facilities and services, advance economic development opportunities utilizing airport assets and to encourage and support the provision of regular, safe, cost-effective, and reliable air services. The Department is responsible for the maintenance, operation, commercial development, rehabilitation, and upgrading of aerodromes.

The Airport Division of the department operates 27 aerodromes in the NWT: one gateway hub in Yellowknife; 2 regional hubs in Norman Wells and Inuvik; 3 regional aerodromes with paved runways, and 21 community aerodromes with gravel runways. The Airports Division remains abreast of air transportation legislation, regulation, policy activities of other governments, trends in air transportation safety, cost, infrastructure technology developments, economic development activities, and opportunities for partnership to finance the improvement of airport infrastructure.

There are four areas of program support:

- Facilities
- Management
- Operations
- Program Development

Transportation

Airports

Operations Expenditure Summary

(thousands of dollars)

| | 2016-2017 Main Estimates | 2015-2016 Revised Estimates | 2015-2016 Main Estimates | 2014-2015 Actuals |
|-------------------------------------|--------------------------------|-----------------------------------|--------------------------------|----------------------|
| Program Detail | | | | |
| Facilities | 5,295 | 8,564 | 3,964 | 3,901 |
| Management | 650 | 647 | 650 | 596 |
| Operations | 20,327 | 20,633 | 20,591 | 19,503 |
| Program Development | 2,326 | 2,606 | 2,606 | 2,240 |
| | 28,598 | 32,450 | 27,811 | 26,240 |
| Expenditure Category | | | | |
| Compensation and Benefits | 12,030 | 12,028 | 11,982 | 11,466 |
| Grants, Contributions and Transfers | - | 20 | 20 | 45 |
| Amortization | 6,308 | 6,640 | 6,640 | 6,142 |
| Chargebacks | 22 | 18 | 22 | 2 |
| Computer Hardware and Software | 100 | 35 | 35 | 95 |
| Contract Services | 6,648 | 10,272 | 5,675 | 5,634 |
| Controllable Assets | 185 | 180 | 180 | 73 |
| Fees and Payments | 301 | 336 | 336 | 305 |
| Materials and Supplies | 1,586 | 1,453 | 1,453 | 1,319 |
| Purchased Services | 369 | 343 | 343 | 277 |
| Travel | 586 | 593 | 593 | 382 |
| Utilities | 463 | 532 | 532 | 500 |
| | 28,598 | 32,450 | 27,811 | 26,240 |

Transportation

Airports

Grants, Contributions and Transfers

(thousands of dollars)

| | 2016-2017 Main Estimates | 2015-2016 Revised Estimates | 2015-2016 Main Estimates | 2014-2015 Actuals |
|-------------------------------------|---|--|---|------------------------------|
| Contributions | | | | |
| Aviation Career Development Program | - | 20 | 20 | 45 |

Description of Contributions

Aviation Career Development Program - Agreement between the Governments of the Northwest Territories and Nunavut to provide scholarships to students seeking education in the field of aviation.

Transportation

Airports

Active Positions (Information Item)

| | 2016-2017 | | | | 2015-2016 | | | |
|-----------------------------|--------------|--------------|----------|------------|--------------|--------------|----------|-----------|
| | Full Time | Part Time | Seasonal | Total | Full Time | Part Time | Seasonal | Total |
| Regional Allocation | | | | | | | | |
| Headquarters | 27 | - | - | 27 | 27 | - | - | 27 |
| North Slave | 31 | - | - | 31 | 29 | - | - | 29 |
| Tłıchǫ | - | - | - | - | - | - | - | - |
| South Slave | 18 | - | - | 18 | 18 | - | - | 18 |
| Dehcho | 6 | - | - | 6 | 6 | - | - | 6 |
| Sahtu | 9 | - | - | 9 | 9 | - | - | 9 |
| Beaufort Delta | 9 | - | - | 9 | 9 | - | - | 9 |
| | 100 | - | - | 100 | 98 | - | - | 98 |
| Community Allocation | | | | | | | | |
| Headquarters | 27 | - | - | 27 | 27 | - | - | 27 |
| Regional Offices | 73 | - | - | 73 | 71 | - | - | 71 |
| Other | - | - | - | - | - | - | - | - |
| | 100 | - | - | 100 | 98 | - | - | 98 |

Full Time and Part Time positions may be indeterminate positions with no end date of employment or for a fixed term. Regional Offices include positions located in Yellowknife Regional Offices (North Slave), Fort Smith, Hay River, Fort Simpson, Norman Wells and Inuvik.

Transportation

Corporate Management

Activity Description

The Corporate Management Activity provides strategic advice, support, and departmental wide corporate programs in 11 areas:

- Community Access Program
- Contracts
- Employee Benefits
- Environment
- Finance
- Information Systems
- Management
- Occupational Health and Safety
- Planning and Policy
- Public Affairs and Communications
- Regional Management

Transportation
Corporate Management
Operations Expenditure Summary

(thousands of dollars)

| | 2016-2017 Main Estimates | 2015-2016 Revised Estimates | 2015-2016 Main Estimates | 2014-2015 Actuals |
|-------------------------------------|---|--|---|------------------------------|
| Program Detail | | | | |
| Community Access Program | 1,008 | 1,008 | 1,008 | 856 |
| Contracts | 425 | 425 | 425 | 384 |
| Employee Benefits | 1,038 | 974 | 974 | 2,126 |
| Environment | 604 | 603 | 604 | 531 |
| Finance | 1,538 | 1,537 | 1,538 | 1,382 |
| Information Systems | 2,400 | 2,380 | 2,364 | 2,366 |
| Management | 833 | 836 | 836 | 934 |
| Occupational Health and Safety | 146 | 146 | 146 | 153 |
| Planning and Policy | 1,320 | 1,477 | 1,420 | 1,616 |
| Public Affairs and Communications | 467 | 467 | 467 | 543 |
| Regional Management | 2,191 | 2,194 | 2,191 | 2,250 |
| | 11,970 | 12,047 | 11,973 | 13,141 |
| Expenditure Category | | | | |
| Compensation and Benefits | 8,105 | 8,052 | 8,049 | 9,006 |
| Grants, Contributions and Transfers | 992 | 992 | 992 | 845 |
| Amortization | 8 | 8 | 8 | 18 |
| Chargebacks | 1,491 | 1,505 | 1,491 | 1,495 |
| Computer Hardware and Software | 31 | 31 | 31 | 64 |
| Contract Services | 820 | 941 | 884 | 985 |
| Controllable Assets | - | - | - | 2 |
| Fees and Payments | 106 | 106 | 106 | 74 |
| Materials and Supplies | 98 | 94 | 94 | 167 |
| Purchased Services | 134 | 133 | 133 | 177 |
| Travel | 183 | 183 | 183 | 274 |
| Utilities | 2 | 2 | 2 | 4 |
| Valuation Allowances | - | - | - | 30 |
| | 11,970 | 12,047 | 11,973 | 13,141 |

Transportation
Corporate Management
Grants, Contributions and Transfers

(thousands of dollars)

| | 2016-2017 Main Estimates | 2015-2016 Revised Estimates | 2015-2016 Main Estimates | 2014-2015 Actuals |
|---------------------------------------|---|--|---|------------------------------|
| Contributions | | | | |
| Local Community Roads | 980 | 980 | 980 | 835 |
| Students Against Drinking and Driving | 12 | 12 | 12 | 10 |
| | 992 | 992 | 992 | 845 |
| Total Contributions | 992 | 992 | 992 | 845 |

Description of Contributions

Local Community Road Construction and Improvements (980) - The Community Access Program provides financial contributions and technical assistance to rural and remote communities for the construction and maintenance of community access roads.

Students Against Drinking and Driving (12) - Program to support the awareness of high school students in the Northwest Territories to make safe choices when travelling as a vehicular driver or passenger on roads and trails.

Transportation
Corporate Management

Active Positions
(Information Item)

| | 2016-2017 | | | | 2015-2016 | | | |
|-----------------------------|-----------|-----------|----------|-----------|-----------|-----------|----------|-----------|
| | Full Time | Part Time | Seasonal | Total | Full Time | Part Time | Seasonal | Total |
| Regional Allocation | | | | | | | | |
| Headquarters | 32 | - | - | 32 | 32 | - | - | 32 |
| North Slave | 4 | - | - | 4 | 4 | - | - | 4 |
| Tłı̄chǫ | - | - | - | - | - | - | - | - |
| South Slave | 7 | - | - | 7 | 7 | - | - | 7 |
| Dehcho | 4 | - | - | 4 | 4 | - | - | 4 |
| Sahtu | - | - | - | - | - | - | - | - |
| Beaufort Delta | 2 | - | - | 2 | 2 | - | - | 2 |
| | 49 | - | - | 49 | 49 | - | - | 49 |
| Community Allocation | | | | | | | | |
| Headquarters | 32 | - | - | 32 | 32 | - | - | 32 |
| Regional Offices | 17 | - | - | 17 | 17 | - | - | 17 |
| Other | - | - | - | - | - | - | - | - |
| | 49 | - | - | 49 | 49 | - | - | 49 |

Full Time and Part Time positions may be indeterminate positions with no end date of employment or for a fixed term. Regional Offices include positions located in Yellowknife Regional Offices (North Slave), Fort Smith, Hay River, Fort Simpson, Norman Wells and Inuvik.

Transportation

Highways

Activity Description

The purpose of the Highways Program is to provide highway infrastructure and services to support the provision of safe, reliable and cost-effective inter-community travel and road transportation services. The Department is responsible for operating, maintaining, rehabilitating and upgrading all highway infrastructures.

The Department maintains 2,200 kilometers of all-weather highways and 1,425 kilometers of seasonal winter roads. The Highway system also includes 100 bridges, 234 large diameter culverts and well over 3,000 small culverts. Connected with the Highways Program, the Department monitors current trends in highway construction, engineering, safety, design and technology. The Department actively seeks new partnership opportunities with other governments, industry and First Nation groups to assist in the development of new highway infrastructure and to enhanced operations.

There are four key areas of program support:

- Infrastructure
- Management
- Operations
- Winter Roads

Transportation

Highways

Operations Expenditure Summary

(thousands of dollars)

| | 2016-2017 Main Estimates | 2015-2016 Revised Estimates | 2015-2016 Main Estimates | 2014-2015 Actuals |
|-------------------------------------|--------------------------------|-----------------------------------|--------------------------------|----------------------|
| Program Detail | | | | |
| Infrastructure | 8,786 | 8,788 | 8,786 | 8,151 |
| Management | 639 | 639 | 639 | 781 |
| Operations | 55,130 | 50,541 | 50,540 | 52,993 |
| Winter Roads | 6,534 | 6,455 | 6,455 | 5,800 |
| | 71,089 | 66,423 | 66,420 | 67,725 |
| Expenditure Category | | | | |
| Compensation and Benefits | 12,685 | 12,823 | 12,813 | 13,266 |
| Grants, Contributions and Transfers | 200 | 200 | 200 | 200 |
| Amortization | 34,597 | 29,671 | 29,671 | 31,813 |
| Chargebacks | 7 | 5 | 5 | 25 |
| Computer Hardware and Software | 51 | 50 | 50 | 29 |
| Contract Services | 17,605 | 18,119 | 18,126 | 16,120 |
| Controllable Assets | 247 | 211 | 211 | 250 |
| Fees and Payments | 62 | 60 | 60 | 58 |
| Materials and Supplies | 3,749 | 3,131 | 3,131 | 4,053 |
| Purchased Services | 342 | 336 | 336 | 241 |
| Travel | 274 | 253 | 253 | 340 |
| Utilities | 1,270 | 1,564 | 1,564 | 1,330 |
| | 71,089 | 66,423 | 66,420 | 67,725 |

Transportation

Highways

Grants, Contributions and Transfers

(thousands of dollars)

| | 2016-2017 Main Estimates | 2015-2016 Revised Estimates | 2015-2016 Main Estimates | 2014-2015 Actuals |
|------------------------------------|--------------------------------|-----------------------------------|--------------------------------|----------------------|
| Grants | | | | |
| Deh Cho Bridge Opportunities Grant | 200 | 200 | 200 | 200 |

Descriptions of Grants

Deh Cho Bridge Opportunities Grant (200) - A grant for the purpose of creating community benefits and economic opportunities related to the Deh Cho Bridge.

Transportation

Highways

Active Positions (Information Item)

| | 2016-2017 | | | | 2015-2016 | | | |
|-----------------------------|--------------|--------------|----------|------------|--------------|--------------|----------|------------|
| | Full Time | Part Time | Seasonal | Total | Full Time | Part Time | Seasonal | Total |
| Regional Allocation | | | | | | | | |
| Headquarters | 26 | - | - | 26 | 26 | - | - | 26 |
| North Slave | 15 | - | 1 | 16 | 15 | - | 1 | 16 |
| Tłıchǫ | 7 | - | - | 7 | 7 | - | - | 7 |
| South Slave | 25 | - | - | 25 | 30 | - | - | 30 |
| Dehcho | 20 | - | 2 | 22 | 20 | - | 2 | 22 |
| Sahtu | - | - | - | - | - | - | - | - |
| Beaufort Delta | 4 | - | - | 4 | 4 | - | - | 4 |
| | 97 | - | 3 | 100 | 102 | - | 3 | 105 |
| Community Allocation | | | | | | | | |
| Headquarters | 26 | - | - | 26 | 26 | - | - | 26 |
| Regional Offices | 43 | - | 1 | 44 | 48 | - | 1 | 49 |
| Other | 28 | - | 2 | 30 | 28 | - | 2 | 30 |
| | 97 | - | 3 | 100 | 102 | - | 3 | 105 |

Full Time and Part Time positions may be indeterminate positions with no end date of employment or for a fixed term. Regional Offices include positions located in Yellowknife Regional Offices (North Slave), Fort Smith, Hay River, Fort Simpson, Norman Wells and Inuvik.

Transportation

Marine

Activity Description

The purpose of the Marine Program is to provide safe, reliable, effective and environmentally responsible ferry services on the highway system. The Department is responsible for the maintenance, operation and continued improvement of vessels and their support facilities.

The Department provides ferry services at four river crossings where the territorial all-weather highways traverse waterways. Connected with the Marine Program, the Department maintains a close watch over federal marine legislation, regulation and policy activities.

There are three areas of program support:

- Maintenance and Refits
- Management
- Operations

Transportation

Marine

Operations Expenditure Summary

(thousands of dollars)

| | 2016-2017 Main Estimates | 2015-2016 Revised Estimates | 2015-2016 Main Estimates | 2014-2015 Actuals |
|--------------------------------|---|--|---|------------------------------|
| Program Detail | | | | |
| Maintenance and Refits | 948 | 948 | 948 | 601 |
| Management | 1,208 | 1,207 | 1,208 | 1,279 |
| Operations | 5,731 | 5,264 | 5,262 | 5,930 |
| | 7,887 | 7,419 | 7,418 | 7,810 |
| Expenditure Category | | | | |
| Compensation and Benefits | 1,427 | 1,427 | 1,426 | 1,411 |
| Amortization | 763 | 794 | 794 | 829 |
| Chargebacks | 7 | 6 | 6 | 230 |
| Computer Hardware and Software | 6 | 7 | 7 | - |
| Contract Services | 4,396 | 3,896 | 3,896 | 3,757 |
| Controllable Assets | - | - | - | 3 |
| Fees and Payments | 13 | 13 | 13 | 88 |
| Materials and Supplies | 433 | 333 | 333 | 409 |
| Purchased Services | 77 | 77 | 77 | 122 |
| Travel | 39 | 39 | 39 | 22 |
| Utilities | 726 | 827 | 827 | 939 |
| | 7,887 | 7,419 | 7,418 | 7,810 |

Transportation

Marine

Active Positions (Information Item)

| | 2016-2017 | | | | 2015-2016 | | | |
|-----------------------------|--------------|--------------|-----------|-----------|--------------|--------------|-----------|-----------|
| | Full Time | Part Time | Seasonal | Total | Full Time | Part Time | Seasonal | Total |
| Regional Allocation | | | | | | | | |
| Headquarters | - | - | - | - | - | - | - | - |
| North Slave | - | - | - | - | - | - | - | - |
| Tłı̨chǫ | - | - | - | - | - | - | - | - |
| South Slave | 2 | - | - | 2 | 2 | - | - | 2 |
| Dehcho | 2 | - | 12 | 14 | 2 | - | 12 | 14 |
| Sahtu | - | - | - | - | - | - | - | - |
| Beaufort Delta | 1 | - | - | 1 | 1 | - | - | 1 |
| | 5 | - | 12 | 17 | 5 | - | 12 | 17 |
| Community Allocation | | | | | | | | |
| Headquarters | - | - | - | - | - | - | - | - |
| Regional Offices | 4 | - | 12 | 16 | 4 | - | 12 | 16 |
| Other | 1 | - | - | 1 | 1 | - | - | 1 |
| | 5 | - | 12 | 17 | 5 | - | 12 | 17 |

Full Time and Part Time positions may be indeterminate positions with no end date of employment or for a fixed term. Regional Offices include positions located in Yellowknife Regional Offices (North Slave), Fort Smith, Hay River, Fort Simpson, Norman Wells and Inuvik.

Transportation

Road Licensing and Safety

Activity Description

The purpose of the Road Licensing and Safety Program is to ensure the protection of public safety and the environment in all areas related to the use of motor vehicle and commercial vehicles.

The Department is responsible for the testing, licensing, registration and inspection of all drivers and vehicles that use the territorial transportation network. The Department establishes and enforces the Acts, Regulations and Safety Codes that apply to drivers and motor vehicles including commercial motor carriers throughout the NWT.

Connected with the Road Licensing and Safety Program, the Department ensures the safe operation of all commercial vehicles through transportation legislation, inspections, regulations and policy activities. The Program ensures compliance with national policies and initiatives. The Program researches trends in highway transportation safety, technology development, and future opportunities for partnerships to ensure regulatory harmonization, implementation of new ideas and ensuring all drivers and vehicles are safe to share the roadways.

There are three areas of program support:

- Management
- Safety and Regulations
- Transport Compliance

Transportation
Road Licensing and Safety
Operations Expenditure Summary

(thousands of dollars)

| | 2016-2017 Main Estimates | 2015-2016 Revised Estimates | 2015-2016 Main Estimates | 2014-2015 Actuals |
|--------------------------------|---|--|---|------------------------------|
| Program Detail | | | | |
| Management | 304 | 304 | 304 | 271 |
| Safety and Regulations | 2,825 | 3,014 | 3,010 | 3,067 |
| Transport Compliance | 2,526 | 2,526 | 2,526 | 2,474 |
| | 5,655 | 5,844 | 5,840 | 5,812 |
| Expenditure Category | | | | |
| Compensation and Benefits | 3,286 | 3,290 | 3,286 | 3,454 |
| Amortization | 670 | 855 | 855 | 735 |
| Chargebacks | 4 | 12 | 12 | - |
| Computer Hardware and Software | 30 | - | - | 54 |
| Contract Services | 876 | 915 | 915 | 837 |
| Controllable Assets | 29 | 27 | 27 | 24 |
| Fees and Payments | 37 | 89 | 89 | 28 |
| Materials and Supplies | 295 | 221 | 221 | 261 |
| Purchased Services | 180 | 87 | 87 | 194 |
| Travel | 188 | 258 | 258 | 164 |
| Utilities | 60 | 90 | 90 | 61 |
| | 5,655 | 5,844 | 5,840 | 5,812 |

Transportation

Road Licensing and Safety

Active Positions (Information Item)

| | 2016-2017 | | | | 2015-2016 | | | |
|-----------------------------|--------------|--------------|----------|-----------|--------------|--------------|----------|-----------|
| | Full Time | Part Time | Seasonal | Total | Full Time | Part Time | Seasonal | Total |
| Regional Allocation | | | | | | | | |
| Headquarters | 10 | - | - | 10 | 10 | - | - | 10 |
| North Slave | 5 | - | - | 5 | 5 | - | - | 5 |
| Tłı̄chǫ | - | - | - | - | - | - | - | - |
| South Slave | 3 | - | - | 3 | 3 | - | - | 3 |
| Dehcho | 6 | - | - | 6 | 6 | - | - | 6 |
| Sahtu | - | - | - | - | - | - | - | - |
| Beaufort Delta | 3 | - | - | 3 | 3 | - | - | 3 |
| | 27 | - | - | 27 | 27 | - | - | 27 |
| Community Allocation | | | | | | | | |
| Headquarters | 10 | - | - | 10 | 10 | - | - | 10 |
| Regional Offices | 11 | - | - | 11 | 11 | - | - | 11 |
| Other | 6 | - | - | 6 | 6 | - | - | 6 |
| | 27 | - | - | 27 | 27 | - | - | 27 |

Full Time and Part Time positions may be indeterminate positions with no end date of employment or for a fixed term. Regional Offices include positions located in Yellowknife Regional Offices (North Slave), Fort Smith, Hay River, Fort Simpson, Norman Wells and Inuvik.

Transportation

Work Performed on Behalf of Others

(Information Item)

(thousands of dollars)

| Items | 2016-2017 Main Estimates | 2015-2016 Revised Estimates | 2015-2016 Main Estimates | 2014-2015 Actuals |
|---|--------------------------------|-----------------------------------|--------------------------------|----------------------|
| Airline Glycol Recovery | 50 | 50 | 50 | 52 |
| Hay River Access Corridor | 70 | 68 | 68 | 49 |
| Hold Baggage System - Yellowknife Airport | 93 | 93 | 93 | 96 |
| National Safety Code | 153 | 153 | 153 | 153 |
| Prelude Lake Access Road | - | 17 | 7 | - |
| Tłıchq Winter Roads | 32 | - | - | - |
| The Alberta Road Maintenance | 477 | 500 | 500 | 437 |
| Wood Buffalo National Park | 1,400 | 1,350 | 1,350 | 1,244 |
| | 2,275 | 2,231 | 2,221 | 2,031 |

Descriptions of Work Performed on Behalf of Others

Airline Glycol Recovery (50) - An agreement with Air Canada, First Air, West Jet and Canadian Airlines who use Glycol (De-icing fluid) to ensure no ice build up on the aircrafts. The Department charges these airlines to dispose of the Glycol.

Hay River Access Corridor (70) - The Department has signed a Memorandum Of Understanding (MOU) with the Town of Hay River. This MOU approves the Department to incur expenditures on behalf of the town for the maintenance of 5.2 kilometers of road known as the Hay River Corridor. The Town will reimburse the Department for cost of this maintenance.

Hold Baggage System - Yellowknife Airport (93) - An agreement with the airlines to have Yellowknife Airport's janitorial staff assist with baggage un-jamming.

National Safety Code (153) - On behalf of Transport Canada, this agreement provides funding for the monitoring and enforcement of standards under the National Safety Code (NSC) with respect to commercial motor carriers. The Standard Funding Agreement supports the delivery function of the NSC program in the NWT.

Prelude Lake Access Road - In agreement with Industry, Tourism and Investment, to do winter maintenance on the Prelude Lake Access Road for residents and other users.

Tłıchq Winter Roads (32) - Indigenous and Northern Affairs Canada funding to assist with Tłıchq implementation activities pursuant to the Tłıchq Implementation Plan.

The Alberta Road Maintenance (477) - The Alberta Road Maintenance program is for the maintenance of 50.9 kilometers of highway in northern Alberta. This road is a continuation of NWT Highway #5 in the Fort Smith area connecting to the community of Fort Fitzgerald and the Wood Buffalo National Park Highway system. The Department has a Memorandum of Understanding with the Regional Municipality of Wood Buffalo, (Fort McMurray), to maintain the Fort Fitzgerald road and the Regional Municipality of Wood Buffalo pays for the work.

Wood Buffalo National Park (1,400) - An Agreement with Parks Canada for the maintenance of approximately 117 km of Highway #5 within the Wood Buffalo National Park.

Appendix A - Glossary

| | |
|--|--|
| Activity | A division of a Department. |
| Amortization | The portion of the total cost of a tangible capital asset (TCA) that is charged to an operations expense in the current fiscal period as a result of charging the cost of a TCA to an operations expense over its useful economic life. |
| Appropriation | The authority to incur an expenditure that is set out in an Act respecting the authorization of expenditures, or the express authority in the FAA or another Act to incur an expenditure, or to make a disbursement out of the Consolidated Revenue Fund. |
| Budget | A detailed estimate of future transactions, in terms of quantities, money values or both, designed for planning and control over future operations and activities. |
| Capital Investment Expenditures | An expenditure incurred to purchase, construct, develop or otherwise acquire a tangible capital asset to be owned by Government or a Public Agency. |
| Capital Projects | Projects established for the purchase or construction of capital assets. Typically a capital project encompasses a purchase of land or equipment and/or the construction of a building or other facility. Small Capital projects are projects with a value less than \$400,000. Large Capital projects are projects with a value greater than \$400,000. |
| Contribution | A conditional transfer of approved funds to a third party to fulfill a statutory obligation or other Government objective within a specified time frame. |
| Department | A division of the public service continued or established by statute, or designated as a department by the Commissioner in Executive Council, on the recommendation of the Premier; or the Office of the Legislative Assembly. |
| Disposals | The processes of removing of an asset from use and from the accounting records as a result of destruction, loss, obsolescence or abandonment. |
| Estimates | Annual estimates of expenditures and revenues of the GNWT in the context of budgets (i.e. Main Estimates for operations revenue and expenses; Capital Estimates for infrastructure expenditures). |
| Expenditure | For purposes of the <i>Financial Administration Act</i> , means an outlay of funds, or incurrence of a liability, that results in an operating expense or infrastructure expenditure. |
| Financial Instrument | Any contract that gives rise to a financial asset of one entity and a financial liability or equity instrument of another entity. |

Appendix A - Glossary

| | |
|---------------------------------------|---|
| Financial Management Board | The committee of the Executive Council, established by the <i>Financial Administration Act</i> . |
| Fiscal Year | <p>For the GNWT: the period beginning on April 1 in one year and ending on March 31 in the next year.</p> <p>For a Public Agency: if the period of a fiscal year or financial year for the Public Agency is addressed in the Act under which the Public Agency is established, that period; the period set under the <i>Financial Administration Act</i> by the Board; or the same period as for the GNWT (April 1 to March 31) if not addressed in the Act under which the Public Agency is established and the Board has not set a period under the appropriate section of the <i>Financial Administration Act</i>.</p> |
| Foreign Currency Exchange Loss | The amount by which the reporting currency of a financial instrument devalues between the time that the financial instrument is acquired and when it is settled. |
| Grant | An unconditional transfer of funds assets where the recipient's eligibility and entitlement to it may be verified. |
| Infrastructure Contribution | A contribution made to a third party, by the Government, to purchase, construct, develop or acquire a Tangible Capital Asset, where the |
| Loss on Sale of Assets | The amount by which the net book value of a tangible capital asset (TCA) exceeds the proceeds of sale of that TCA. |
| Net Book Value | The cost of a tangible capital asset, less both accumulated amortization and the amount of any write-downs. |
| Position | A job description established within the public service. The term "active positions" includes positions that are occupied, or temporarily vacant, but will be staffed. |
| Public Agency | A statutory body or territorial corporation specified in Schedule A, B or C of the <i>Financial Administration Act</i> . |
| Regions | Geographical sub-divisions of the Northwest Territories for administrative purposes. |
| Tangible Capital Asset (TCA) | A non-financial asset having physical substance that is held for use in the production or supply of goods, delivery of services or program outputs, has a useful economic life beyond one fiscal year, is intended to be used on a continuing basis, and is not intended for resale in the ordinary course of operations. |

Appendix A - Glossary

Valuation Allowance

An amount recorded to recognize the potential reduction in value of a recorded financial asset or non-financial asset due to the recorded amount not likely to be fully recovered or fully realized. The valuation allowance is an offset to the recorded amount of the asset to determine the carrying value, net book value, or net realizable value of the related asset.

Work-in-progress (WIP)

An account used to record capital expenditures prior to the applicable tangible capital asset being substantially complete or put into service.

Work Performed on Behalf of Others

The Government undertakes to perform certain functions in the Northwest Territories on behalf of the Government of Canada or others. Funds expended for these activities are fully recovered and are not required to be appropriated by the Legislative Assembly.

Appendix B - Budget Development Process

1. Fiscal Strategy Development

Under the direction of the Minister of Finance, the Department of Finance prepares a multi-year fiscal framework. The framework is an overview of the projected financial position of the government based on a set of assumptions about revenues, expenditures, and federal transfer payments.

In the development of a fiscal strategy, the framework is used as a modeling tool to project the fiscal position of the government, assuming current policies and trends are maintained, as well as alternate positions based on various policy changes, new policies and new initiatives. This allows the Financial Management Board and the Executive Council to assess whether the current mix of expenditures and taxes are appropriate. If the mix cannot be sustained, or change is desired for policy reasons, it allows for an evaluation of alternatives in expenditures, taxation, and borrowing.

Based on the government's current financial position, program objectives and the fiscal alternative chosen, targets for each department are approved by the Financial Management Board and instructions are issued to departments for the development of multi-year business plans.

2. Business Plan Development and Review

The multi-year business planning approach links strategic planning with resource allocation. The business planning process includes setting goals, developing strategies to achieve the goals, and establishing targets and outcome measures. The Executive Council approves a Business Plan, which sets goals and strategic priorities for the Government. The departmental business plans are developed to support the overall Government's goals. As part of the process, departments identify the challenges and pressures confronting them, and map out how to meet those challenges within available resources. Business Plans identify key strategies that each department will implement to achieve its goals, and also identify outcome measures and targets to be achieved.

Business plans focus on two areas of expenditures: Operations and Infrastructure.

a) Operations Expenditures

The Financial Management Board establishes departmental planning targets. Individual departments develop and document projections of forced expenditure growth in existing programs on the basis of demographics or utilization trends, possible expenditure reductions, required service level increases and other anticipated changes for each departmental program. This is done in accordance with Financial Management Board instructions.

New or expanded programs are justified in relation to government priorities, policy directives, and/or changes to industrial norms or national standards.

Departmental business plans are submitted for review, analysis, and compilation by the Departments of the Executive and Finance before presentation to the Executive Council and Financial Management Board. They are then referred to Legislative Standing Committees for review.

b) Infrastructure Investment

In the 2009-10 fiscal year, the Government moved the consideration of the Capital Plan to the fall session of the Legislative Assembly. The capital planning process provides for one capital investment target with all Departmental projects competing for the available funding. The result is that projects are prioritized on a government wide basis versus a departmental basis.

Appendix B - Budget Development Process

The capital planning process for each planning cycle starts with community consultations. Community consultations are conducted to ensure communities are:

1. Consulted annually on their capital needs;
2. Provided explanations on the allocation of resources to capital investment; and the application of priority criteria along with the political and other influences on the process will be provided; and,
3. Provided direct feedback on the consultations, including feedback to communities on the inclusion or exclusion of community projects in the capital plan or capital needs assessment; and if requested, a follow-up meeting with the communities to explain the capital plan and disposition of their proposed projects.

The results from community consultations are taken into consideration in the development of the initial capital needs assessments completed by departments. Projects included in the first five years of the needs assessment are then rated against a common set of criteria.

The rating of the proposed Infrastructure projects and the available funding are taken into consideration in developing a preliminary Infrastructure acquisition plan. The preliminary plan is first reviewed by a Deputy Ministers Steering Committee and secondly by the Financial Management Board prior to a review by Standing Committees and the final approval when presented in the Main Estimates to the Legislative Assembly. Changes to the plan can be effected through any of the reviews prior to final approval.

3. *Main Estimates Development Process*

Once the business plans and infrastructure acquisition plan have been reviewed by Standing Committees, departments proceed to prepare their annual estimates.

There is a minimum level of detail required in the development of the Main Estimates. Departments may budget at more detailed levels for internal purposes, as deemed necessary. Each department is responsible for the development of their budget. In this development, a minimum level of detail is established which will meet the requirements of the Main Estimates and provide for the budget to be loaded into the System for Accountability and Management (SAM).

The Department of Finance coordinates all departmental information to produce the Main Estimates and it is responsible for coordinating the input of the budget into SAM once it is approved by the Legislative Assembly.

The Main Estimates are reviewed by the Department of Finance for uniformity, consistency of presentation and adherence to targets and guidelines. The Financial Management Board then approves the Draft Main Estimates for forwarding to the Legislative Assembly Standing Committees for their review prior to the commencement of the Budget Session.

4. *Budget Address Development*

Under the direction of the Minister of Finance, the Department of Finance drafts the text of the Budget Address.

The Budget Address includes an outline of current trends and anticipated developments and identifies the Government's plan of action, related to its established strategies and priorities, for the upcoming fiscal year.

In addition, the Budget Address highlights new tax and program initiatives and their expected impacts on the economy and Government revenues or expenditures.

Appendix B - Budget Development Process

5. Presentation to the Legislative Assembly

Following the presentation of the Budget Address to the Legislative Assembly by the Minister of Finance, the Main Estimates are tabled in the Legislative Assembly. After the Legislative Assembly has completed its review, the Assembly approves the *Appropriation Act (Operations Expenditures)* for the fiscal year.

6. Preparation and Entry of Approved Budgets into the System for Accountability and Management

The departments are required to provide the detailed data and coding structure, in a format established by the Department of Finance, for entry of the budget into the System for Accountability and Management.

The actual transfer is automated and is organized so that departmental budgets are in place on April 1.

7. Variance Reporting - Monitoring of Expenditures and Revenues against Budgets

During the course of the year, the System for Accountability and Management produces monthly reports comparing year-to-date revenues and expenditures to the year-to-date budget.

Departments must respond monthly to the Financial Management Board on the status of their expenditures and revenues, as compared to budget, and provide projections to year-end.

The variance information and revised year-end projections, obtained through the expenditure and revenue monitoring mechanisms, are used during the year to monitor actual performance against the Government's fiscal framework and anticipate requirements for supplementary appropriations and any incremental borrowing.

8. Supplementary Estimates

During the course of any given year, increases may be required to a department's spending authority. This is accomplished by way of Supplementary Estimates. They are presented to the Legislative Assembly for approval during regular sittings of the House.

In emergency situations, the Financial Management Board may recommend a Special Warrant to the Commissioner for advanced spending authority, to allow a department to respond quickly to a new or unforeseen need that meets the criteria as defined by the *Financial Administration Act* and the Financial Administration Manual.

Upon approval of Supplementary Estimates by the Legislative Assembly, budget entries are prepared and entered into the System for Accountability and Management.