

Main Estimates

2014-2015

NORTHWEST TERRITORIES



Northwest Territories





Main Estimates

2014-2015

NORTHWEST TERRITORIES



Prepared By:
Department of Finance
under the direction of the
Financial Management Board

5th Session of the 17th Legislative Assembly
February 2014
Yellowknife, Northwest Territories



If you would like this information in another official language, call us.

English

Si vous voulez ces informations en français, contactez-nous.

French

Kĩspin ki nitawihtĩn ē nihĩyawihk ōma ācimōwin, tipwāsinān.

Cree

TŁICHQ YATI K'ĒĒ. DI WEGODI NEWQ DĒ, GOTS'O GONEDE.

Tłıchq

ʔERIHTEL'ÍS DĒNE SÚLINÉ YATI T'A HUTS'ELKĒR
XA BEYÁYATI THEʔA ʔAT'E, NUWE TS'ĒN YÓŁTI.

Chipewyan

EDI GONDI DEHGÁH GOT'ĪE ZHATĪE K'ĒĒ EDATŁ'ĒH
ENAHDDHĒ NIDE NAXETS'Ē EDAHŁÍ

South Slavey

K'ÁHSHÓ GOT'ĪNE XƏDƏ K'É HEDERI
ʔEDIHTL'É YERINIWE NÍDÉ DÚLE.

North Slavey

Jii gwandak izhii ginjìk vat'atr'ijahch'uu zhit
yinohthan jì', diits'at ginohkhìi.

Gwich'in

UVANITTUAQ ILITCHURISUKUPKU INUVIALUKTUN, QUQUAQLUTA.

Inuvialuktun

ᑕᑦᑲᑕ ᑎᑎᑦᑲᑕ ᐱᑕᑕᑕᑕ ᐃᑦᑎᑕᑕᑕᑕᑕᑕᑕ,
ᑕᑕᑕᑕᑕᑕ ᑕᑕᑕᑕᑕᑕᑕᑕᑕᑕ

Inuktitut

Hapkua titiqqat pijumagupkit Inuinnaqtun, uvaptinnut hivajarlutit.

Inuinnaqtun

Table of Contents

Introduction	ii
--------------------	----

SUMMARY INFORMATION

Graphs	iv
Summary of Operations	v
Summary of Revenues	vi
Summary of Operations Expenditures by Department	vii
Summary of Cash Flow	viii
Summary of Net Debt and Estimated Borrowing Capacity	ix
Infrastructure Investment Summary	x
Summary of Resource Revenue Sharing	xi
Summary of Active Positions	xii
Summary of Active Positions by Region	xiii

OPERATIONS EXPENDITURES

Legislative Assembly	1-1
Executive	2-1
Human Resources	3-1
Aboriginal Affairs and Intergovernmental Relations	4-1
Finance	5-1
NWT Housing Corporation	5-39
Municipal and Community Affairs	6-1
Public Works and Services	7-1
Health and Social Services	8-1
Justice	9-1
Education, Culture and Employment	10-1
Transportation	11-1
Industry, Tourism and Investment	12-1
Environment and Natural Resources	13-1
Lands	14-1

APPENDICES

Glossary	A-1
Budget Development Process	B-1

INTRODUCTION

The Main Estimates represent the Government of the Northwest Territories' proposed appropriations for the 2014-2015 fiscal year. The Estimates detail all expenditures projected to be incurred, all revenues projected to be earned and the projected level of capital investment, for the period April 1, 2014 to March 31, 2015, in order to implement strategies and achieve the goals of the Government.

The 2014-2015 Budget Address is an integral part of these Estimates. The Budget Address and the Main Estimates together constitute the budget of the Northwest Territories.

The Legislative Assembly is being requested to appropriate funds at the departmental level, as detailed in the Main Estimates, for operations expenditures for the fiscal year ending March 31, 2015.

Beginning in 2009-2010, the GNWT has moved to presenting the Operations Expenditures (Main Estimates) and the Infrastructure Investment Expenditures (Capital Estimates) in two separate documents. The Capital Estimates are approved by the Legislative Assembly during its fall sitting.

Operations Expenditures

Operations Expenditures include only the proposed operating expenses and amortization for each department.

The following detailed information is provided for each department:

- **Accounting Structure Chart:** detail on how the department's financial accounts are organized.
- **Organizational Chart:** details how the department is organized for administrative purposes.
- **Department Overview:** includes the mission and goals of the department.
- **Graphs:** illustrate the allocation of proposed expenditures to major activities and a five-year comparison of actual and proposed expenditures.
- **Department Summary:** the following information is provided for each department:
 - **Operations Expenditure Summary:** the total appropriation requirements by control object for the department. The control objects included are compensation and benefits, grants and contributions, other expenses and amortization. This schedule also provides further details of the other expenses category.
 - **Active Position Summary – By Region:** the total number of positions, by category, serving the department in each region.
 - **Active Position Summary – Community Allocation:** the total number of positions, by category, serving the department by community groupings
 - **Revenue Summary.**
- **Activity Summary:** the following are provided for each activity;
 - **Activity Description:** an explanation of the purpose or programs delivered for each activity.
 - **Operations Expenditure Summary:** appropriation requirements for the activity summarized by major categories (control objects).
 - **Program Delivery Details:** details of appropriations required for each of the major program functions within each activity. This schedule is not provided for those activities that only provide administrative service to the department.

INTRODUCTION (continued)

- **Grants and Contributions:** details on the proposed grants and contributions included in the required appropriations for each activity.
- **Summary of Active Positions - By Region:** the total number of positions, by category, serving the activity in each region.
- **Summary of Active Positions – Community Allocation:** the total number of positions, by category, serving the activity by community groupings.
- **Summary of Work Performed on Behalf of Others:** the Government undertakes to perform certain functions, in the Northwest Territories, on behalf of the Government of Canada or others. Expenditures incurred for these activities are fully recovered and are not required to be voted on by the Legislative Assembly.
- **Other Information Items:** includes proposed departmental expenditures or financial activities related to various boards, agencies or revolving funds.

Infrastructure Investment Summary

An infrastructure investment summary is provided for all departments that have assets currently in service, regardless of whether any infrastructure is planned during 2014-15. The infrastructure investment summary provides the following information:

- The total historical cost of capital assets in service acquired in previous years and the total net book value of these assets. The net book value represents that portion of the original cost that has not been amortized. This should not be construed as being representative of market value.
- The changes that are projected to occur during the year. This includes the total cost of assets expected to be put into service during the year and any estimated disposals during the year.
- The estimated amortization expense for the year, based on assets in service at the beginning of the year adjusted for additions or disposals during the year.
- Work-in-Progress is the cost expended on capital projects that will be incomplete at the end of the year.
- A calculation of the value of the assets the department is projecting to come into service.

For further clarification on terms used in the Main Estimates and the budget development process, please consult the Glossary in Appendix A and The Budget Development Process in Appendix B.

The 2014-2015 Main Estimates and Budget Address are available on the Department of Finance website:
<http://www.fin.gov.nt.ca/budget-documents/estimates/index.htm>.

This page intentionally left blank

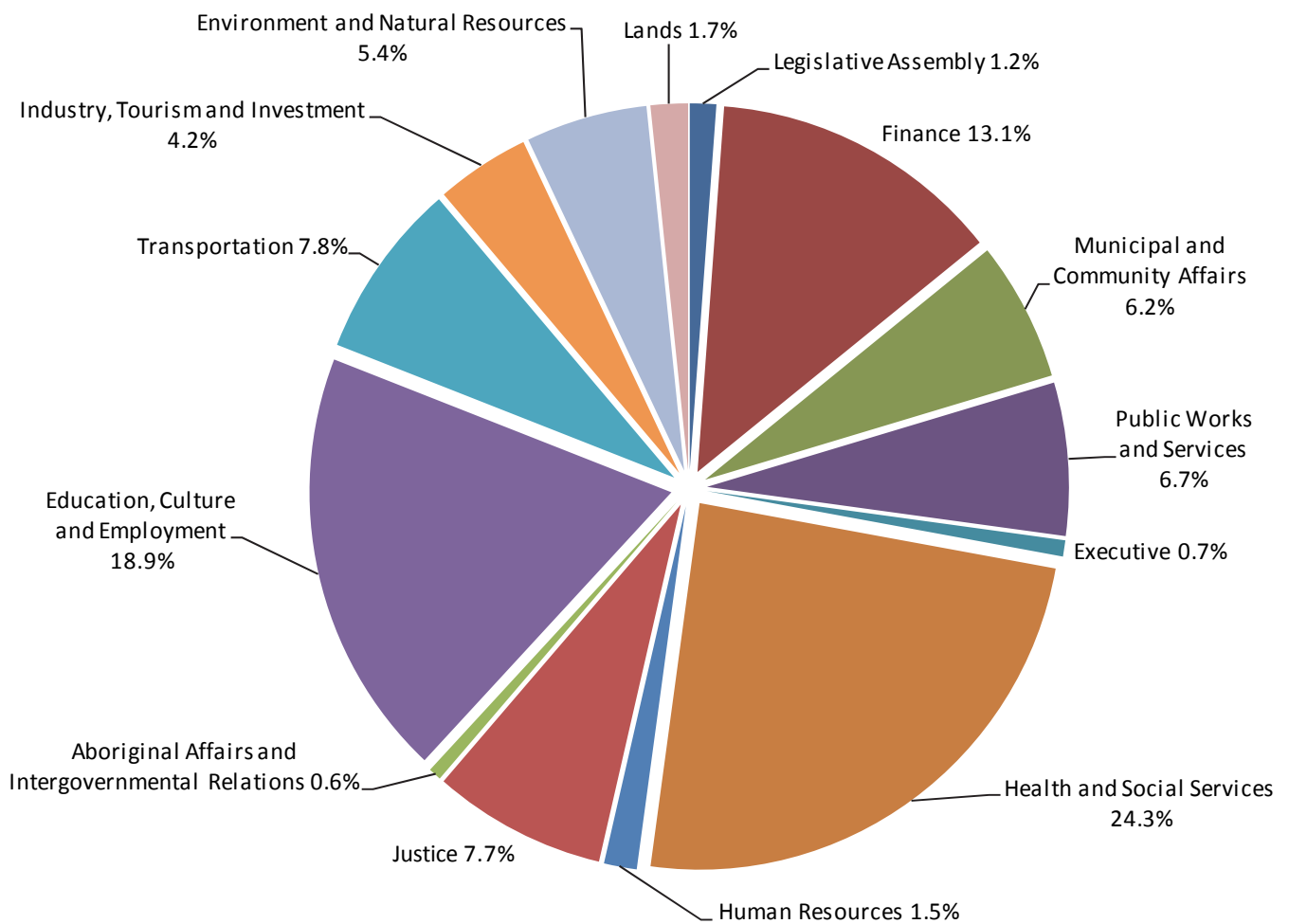
This page intentionally left blank

Expenditures by Category



Amortization

Expenditures by Department



Revenue Sources



Transfer Payments

**Summary of Operations
For the Fiscal Year Ending March 31, 2015**

	(thousands of dollars)			
	2014/2015 Main Estimates	2013/2014 Revised Estimates	2013/2014 Main Estimates	2012/2013 Actuals
REVENUES	1,845,501	1,665,312	1,609,354	1,645,349
OPERATIONS EXPENSE				
Compensation and Benefits	351,554	314,428	306,573	301,880
Grants and Contributions	751,199	696,813	696,810	682,068
Other Expenses	424,936	408,709	381,916	393,112
Amortization	85,233	79,324	81,525	73,139
TOTAL OPERATIONS EXPENSE TO BE VOTED	1,612,922	1,499,274	1,466,824	1,450,199
OPERATING SURPLUS (DEFICIT) PRIOR TO ADJUSTMENTS	232,579	166,038	142,530	195,150
INFRASTRUCTURE CONTRIBUTIONS	(29,263)	(36,541)	(29,931)	(31,993)
DEFERRED MAINTENANCE	(3,400)	-	-	-
Petroleum Products Stabilization Fund net profit (loss)	178	307	-	(186)
SUPPLEMENTARY RESERVE	(30,000)	-	(20,000)	-
ESTIMATED APPROPRIATION LAPSES	30,000	-	20,000	-
WORK PERFORMED ON BEHALF OF OTHERS				
Recoveries	50,654	65,536	60,025	62,892
Expenditures	(50,654)	(65,536)	(60,025)	(62,892)
OPERATING SURPLUS FOR THE YEAR	200,094	129,804	112,599	162,971
ACCUMULATED SURPLUS, BEGINNING OF YEAR	1,362,231	1,232,427	877,342	1,069,456
ACCUMULATED SURPLUS, END OF YEAR	1,562,324	1,362,231	989,941	1,232,427

SUMMARY OF REVENUES

Summary of Revenues

	(thousands of dollars)			
	2014/2015 Main Estimates	2013/2014 Revised Estimates	2013/2014 Main Estimates	2012/2013 Actuals
GRANT FROM CANADA	1,208,840	1,121,244	1,121,244	1,070,023
TRANSFER PAYMENTS	164,902	184,455	116,659	145,723
TAXATION REVENUE				
Personal Income Tax	104,862	87,152	98,107	105,360
Corporate Income Tax	53,119	78,995	88,034	108,422
Tobacco Tax	15,826	15,437	16,591	15,587
Fuel Tax	18,890	18,651	18,456	18,608
Payroll Tax	45,206	43,283	43,180	41,619
Property Tax and School Levies	27,885	27,572	25,953	27,058
Insurance Taxes	4,960	4,850	4,445	4,763
	270,748	275,940	294,766	321,417
GENERAL REVENUES				
Revolving Funds Net Revenue	25,372	24,980	24,980	25,136
Regulatory Revenues	143,046	20,539	20,786	19,407
Investment Income	1,130	8,363	1,123	3,951
Lease	5,368	3,749	3,754	4,197
Program	21,790	21,686	21,686	25,652
Grants in kind	593	593	593	635
Service and miscellaneous	712	763	763	1,520
Recovery of Prior Years' Expenditures	3,000	3,000	3,000	27,688
	201,011	83,673	76,685	108,186
TOTAL REVENUES	1,845,501	1,665,312	1,609,354	1,645,349

OPERATIONS EXPENDITURES

Summary of Operations Expenditures by Department

	(thousands of dollars)			
	2014/2015 Main Estimates	2013/2014 Revised Estimates	2013/2014 Main Estimates	2012/2013 Actuals
Legislative Assembly	18,989	18,241	18,239	18,096
Executive	11,563	27,002	17,243	14,079
Human Resources	23,636	22,465	23,391	21,295
Aboriginal Affairs and Intergovernmental Relations	9,195	8,755	8,755	7,622
Finance	210,630	177,784	177,186	161,764
Municipal and Community Affairs	99,451	98,729	98,786	94,342
Public Works and Services	108,915	106,983	104,505	98,165
Health and Social Services	391,929	365,479	363,856	373,956
Justice	124,955	116,383	116,441	114,671
Education, Culture and Employment	305,599	300,195	299,611	292,096
Transportation	126,161	120,199	117,011	123,029
Industry, Tourism and Investment	67,541	51,000	50,235	49,051
Environment and Natural Resources	87,528	86,059	71,565	82,033
Lands	26,830	-	-	-
TOTAL OPERATIONS EXPENDITURES	1,612,922	1,499,274	1,466,824	1,450,199

Summary of Cash Flow

	(thousands of dollars)			
	2014/2015 Main Estimates	2013/2014 Revised Estimates	2013/2014 Main Estimates	2012/2013 Actuals
OPERATING TRANSACTIONS				
Cash Received From:				
Canada	1,379,161	1,299,293	1,213,273	1,215,746
Other Revenues	335,485	363,284	366,040	482,922
	1,714,646	1,662,577	1,579,313	1,698,668
Cash Paid For:				
Operations Expenses	(1,555,114)	(1,454,417)	(1,414,420)	(1,523,338)
Projects Performed for Others	(2,000)	(2,000)	(2,000)	-
	157,532	206,160	162,893	175,330
CAPITAL TRANSACTIONS				
Capital Investment (current year)	(177,670)	(262,489)	(128,829)	(129,319)
Capital Investment (prior year)	(15,479)	(6,182)	(5,483)	-
	(193,149)	(268,670)	(134,312)	(129,319)
INVESTING TRANSACTIONS				
	(4,200)	(4,200)	(4,200)	(997)
FINANCING TRANSACTIONS				
	(4,522)	(2,842)	(3,547)	(2,296)
INCREASE (DECREASE) IN CASH AND CASH EQUIVALENTS				
	(44,340)	(69,552)	20,834	42,718
Cash and Cash Equivalents, Beginning of Year	(191,169)	(121,617)	(163,625)	(164,335)
CASH AND CASH EQUIVALENTS, END OF YEAR	(235,509)	(191,169)	(142,791)	(121,617)

NET DEBT AND ESTIMATED BORROWING CAPACITY

Summary of Net Debt and Estimated Borrowing Capacity

	(thousands of dollars)			
	2014/2015 Main Estimates	2013/2014 Revised Estimates	2013/2014 Main Estimates	2012-2013 Actuals
SHORT TERM DEBT				
GNWT short-term loans	235,509	191,169	142,791	121,617
Other public agencies	-	-	-	-
NWT Hydro Corporation	5,000	9,000	8,000	5,979
	240,509	200,169	150,791	127,596
GNWT LONG TERM DEBT				
Deh Cho Bridge - Real Return Bonds	179,241	177,428	181,600	177,927
Canada Mortgage and Housing Corporation	737	804	802	867
PUBLIC AGENCY DEBT				
NWT Hydro Corporation	186,306	188,749	188,821	191,068
NWT Housing Corporation	10,862	11,633	11,525	12,359
Yellowknife Catholic Schools	2,313	2,979	2,979	3,609
TOTAL DEBT	619,968	581,762	536,518	513,426
OBLIGATIONS UNDER CAPITAL LEASES				
GNWT	1,637	1,971	1,915	2,268
NWT Housing Corporation	602	1,216	2,755	2,063
NWT Hydro Corporation	18,821	19,226	19,226	19,631
LOAN GUARANTEES				
NWT Housing Corporation	24,734	26,858	27,550	28,974
TOTAL GROSS BORROWING PER BORROWING REGULATIONS	665,762	631,033	587,964	566,362
LESS:				
EXTERNALLY RESTRICTED SINKING FUNDS				
NWT Power Corporation	(7,419)	(6,546)	(7,199)	(5,676)
TERRITORIAL BORROWING	658,343	624,487	580,765	560,686
TERRITORIAL BORROWING LIMIT	800,000	800,000	800,000	800,000
AVAILABLE BORROWING AUTHORITY FOR FISCAL PLANNING PURPOSES	141,657	175,513	219,235	239,314

INFRASTRUCTURE INVESTMENT SUMMARY

Infrastructure Investment Summary

	(thousands of dollars)			
	2014/2015 Main Estimates	2013/2014 Revised Estimates	2013/2014 Main Estimates	2012/2013 Actuals
BEGINNING OF THE YEAR				
Cost of assets in service	2,762,311	2,579,905	2,580,976	2,145,203
Accumulated amortization	(1,026,006)	(946,682)	(961,765)	(887,658)
Net book value	<u>1,736,305</u>	<u>1,633,223</u>	<u>1,619,211</u>	<u>1,257,545</u>
CHANGES DURING BUDGET YEAR				
Assets put into service during the year	97,490	182,523	133,927	449,220
Disposals	(600)	(117)	-	(403)
Amortization expense	(85,233)	(79,324)	(81,525)	(73,139)
END OF THE YEAR				
Net book value of assets in service	1,747,962	1,736,305	1,671,613	1,633,223
Work in progress	<u>265,573</u>	<u>177,623</u>	<u>101,277</u>	<u>86,178</u>
TOTAL NET BOOK VALUE AND WORK IN PROGRESS	<u>2,013,535</u>	<u>1,913,928</u>	<u>1,772,890</u>	<u>1,719,401</u>
CALCULATION OF CAPITAL INVESTMENT				
Capital Investment per Infrastructure Acquisition Plan	197,440	246,468	93,463	147,531
Supplementary Reserve	5,000	2,500	44,000	-
Carry-over of Appropriations from prior year	75,000	69,000	68,000	-
Estimated Appropriations for Incomplete Projects Continued in Subsequent Year	(86,000)	(38,000)	(65,000)	-
Estimated Appropriation Lapses	(6,000)	(6,000)	(6,000)	-
CAPITAL INVESTMENT EXPENDITURES	<u>185,440</u>	<u>273,968</u>	<u>134,463</u>	<u>147,531</u>
CALCULATION OF ASSETS PUT INTO SERVICE				
Work in progress, beginning of the year	177,623	86,178	100,741	405,676
Capital Investment Expenditures	185,440	273,968	134,463	129,722
Less work in progress, end of the year	(265,573)	(177,623)	(101,277)	(86,178)
ASSETS PUT INTO SERVICE IN THE YEAR	<u>97,490</u>	<u>182,523</u>	<u>133,927</u>	<u>449,220</u>

RESOURCE REVENUE SHARING SUMMARY

Summary of Resource Revenue Sharing

	(thousands of dollars)			2012/2013 Actuals
	2014/2015 Main Estimates	2013/2014 Revised Estimates	2013/2014 Main Estimates	
REVENUE				
Resource Royalties	120,000	-	-	-
GRANT				
Reduction in Territorial Formula Financing Grant	60,000	-	-	-
TRANSFERS				
Transfers to Aboriginal Governments	15,000	-	-	-
	75,000	-	-	-
NET FISCAL BENEFIT	45,000	-	-	-

SUMMARY OF ACTIVE POSITIONS

Summary of Active Positions

	2014-2015 Main Estimates	2013-2014 Main Estimates
Legislative Assembly	41	38
Executive	66	71
Human Resources	118	111
Aboriginal Affairs and Intergovernmental Relations	44	42
Finance	265	212
Municipal and Community Affairs	95	115
Public Works and Services	226	204
Health and Social Services	177	174
Justice	476	461
Education, Culture and Employment	242	237
Transportation	298	302
Industry, Tourism and Investment	200	171
Environment and Natural Resources	365	309
Lands	144	-
	2,757	2,447
 <u>Public Agencies and Revolving Funds</u>		
Health And Social Services Authorities	1,392	1,344
Education Authorities	1,018	1,025
NWT Housing Corporation	118	117
Liquor Revolving Fund	14	14
Information and Communication Technology Chargeback	61	56
Petroleum Products Revolving Fund	15	15
Business Development Investment Corporation	16	16
Total Boards and Agency Positions	2,634	2,587
Total Active Positions	5,391	5,034

SUMMARY OF ACTIVE POSITIONS

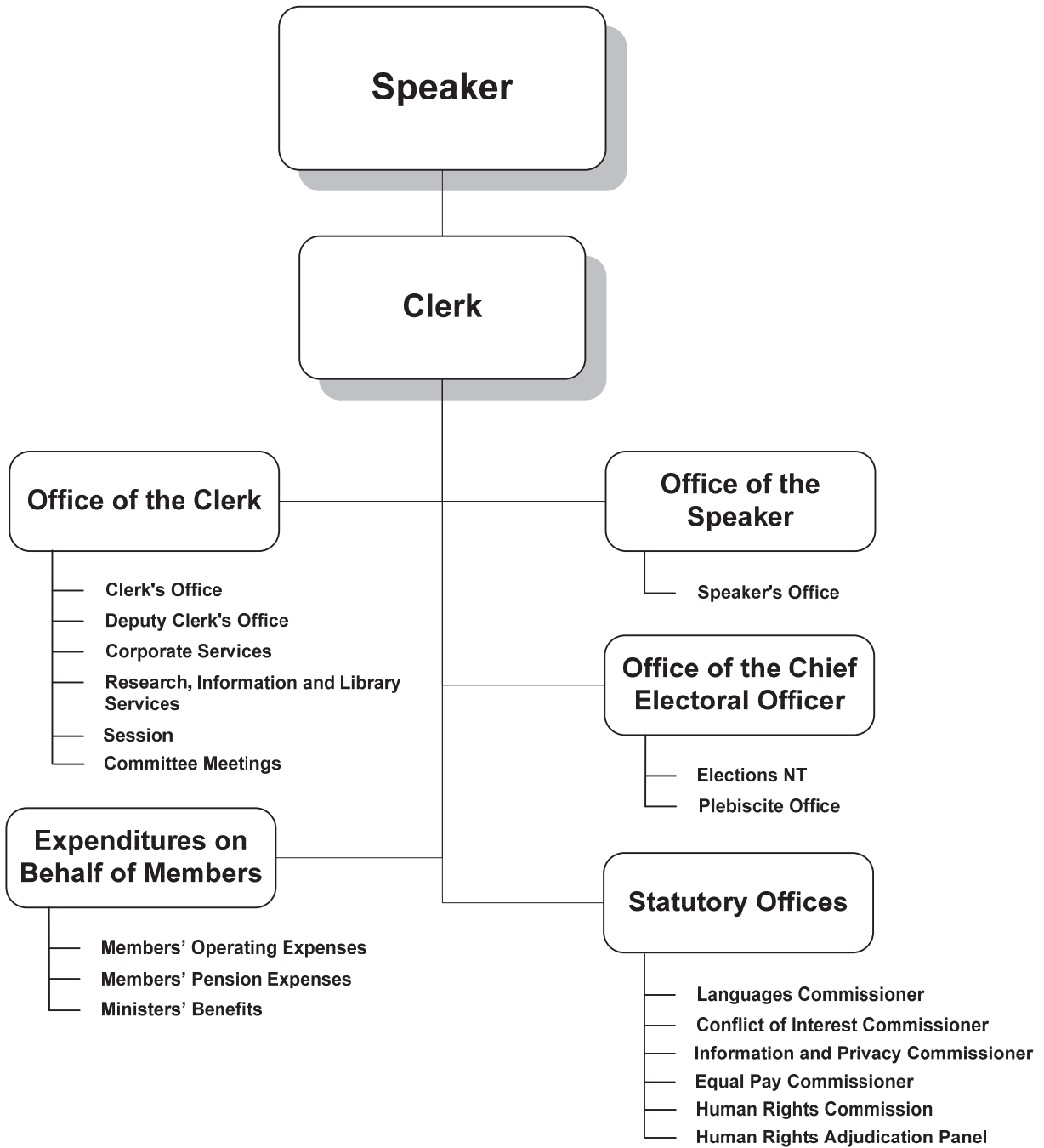
Summary of Active Positions by Region

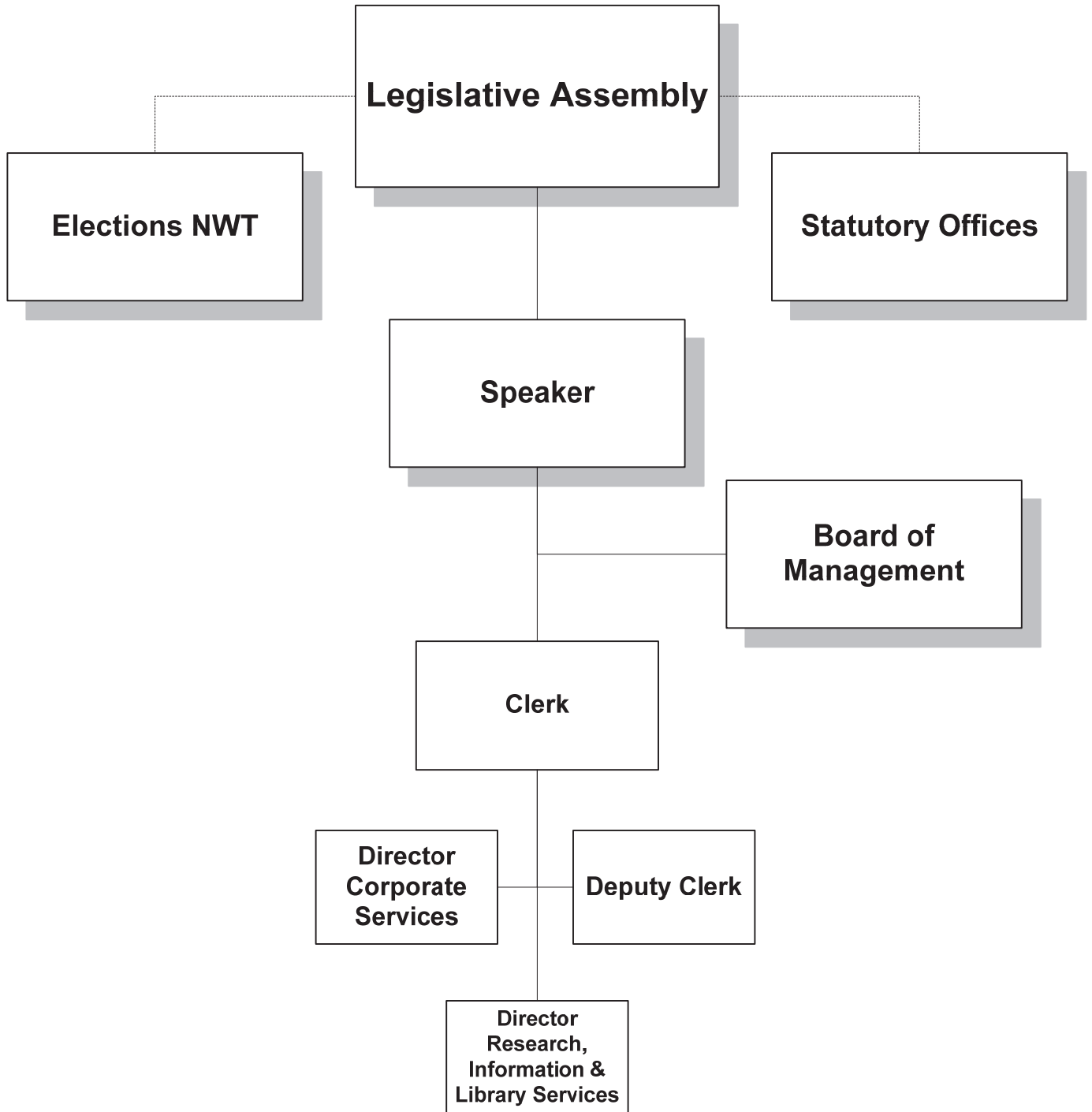
2014-2015	Indeterminate	Indeterminate	Seasonal	Total
	Full Time	Part Time		
Regional Allocation				
Yellowknife Headquarters	1,485	20	1	1,506
North Slave	1,300	52	16	1,368
Tłı̄chǫ	235	21	3	259
South Slave	833	63	30	926
Dehcho	312	14	52	378
Sahtu	243	15	3	261
Beaufort Delta	640	29	24	693
	5,048	214	129	5,391
Community Allocation				
Yellowknife Headquarters	1,485	20	1	1,506
Regional/Area Offices	2,834	117	85	3,036
Other Communities	729	77	43	849
	5,048	214	129	5,391

2013-2014	Indeterminate	Indeterminate	Seasonal	Total
	Full Time	Part Time		
Regional Allocation				
Yellowknife Headquarters	1,267	16	1	1,284
North Slave	1,263	54	17	1,334
Tłı̄chǫ	216	16	3	235
South Slave	813	57	32	902
Dehcho	303	14	53	370
Sahtu	233	11	3	247
Beaufort Delta	607	31	24	662
	4,702	199	133	5,034
Community Allocation				
Yellowknife Headquarters	1,267	16	1	1,284
Regional/Area Offices	2,733	113	88	2,934
Other Communities	702	70	44	816
	4,702	199	133	5,034

This page intentionally left blank

LEGISLATIVE ASSEMBLY





MISSION

To safeguard and promote the principles of consensus government and the institution of the Legislative Assembly in order to foster an empowered and representative government that is relevant and accountable to the people of the Northwest Territories.

GOALS

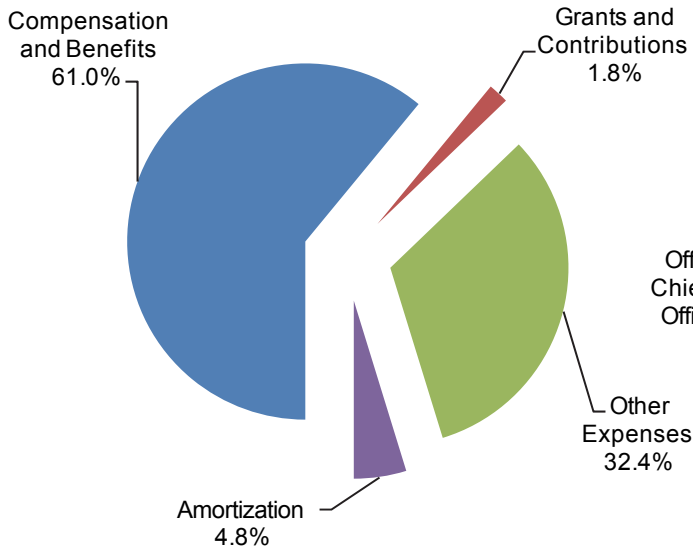
The office of the Legislative Assembly has the following goals over the planning period:

1. Provide the opportunity for meaningful input from all Members and the general public in the passage of laws.
2. The government is authorized to expend public monies in pursuit of clearly defined program and service delivery goals and objectives on behalf of the residents of the NWT.
3. Elected Members of the Legislative Assembly are assisted in achieving their vision for the Northwest Territories, as expressed in the 17th Legislative Assembly's Vision and Goals document *Believing in People and Building on the Strengths of Northerners*.
4. Ensure the independence and effectiveness of Statutory Offices in completing their legislated responsibilities.
5. Collaboration and communication amongst all Members, standing committees and governments.
6. The general public is well informed and has access to Legislative Assembly processes and decisions.
7. To adhere to the highest standards of public sector governance within the consensus system.
8. The promotion of the Legislative Assembly as the "Place of the People".
9. The Legislative Assembly provides a forum for meaningful and relevant debate about the issues and challenges facing the residents of the NWT.
10. Highly motivated, efficient staff with a shared understanding of the organization's future.

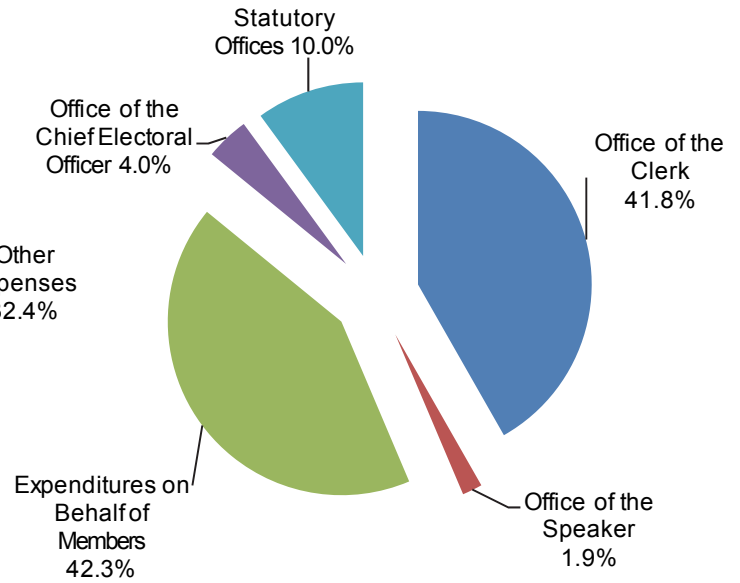
This page intentionally left blank

OPERATIONS EXPENDITURES

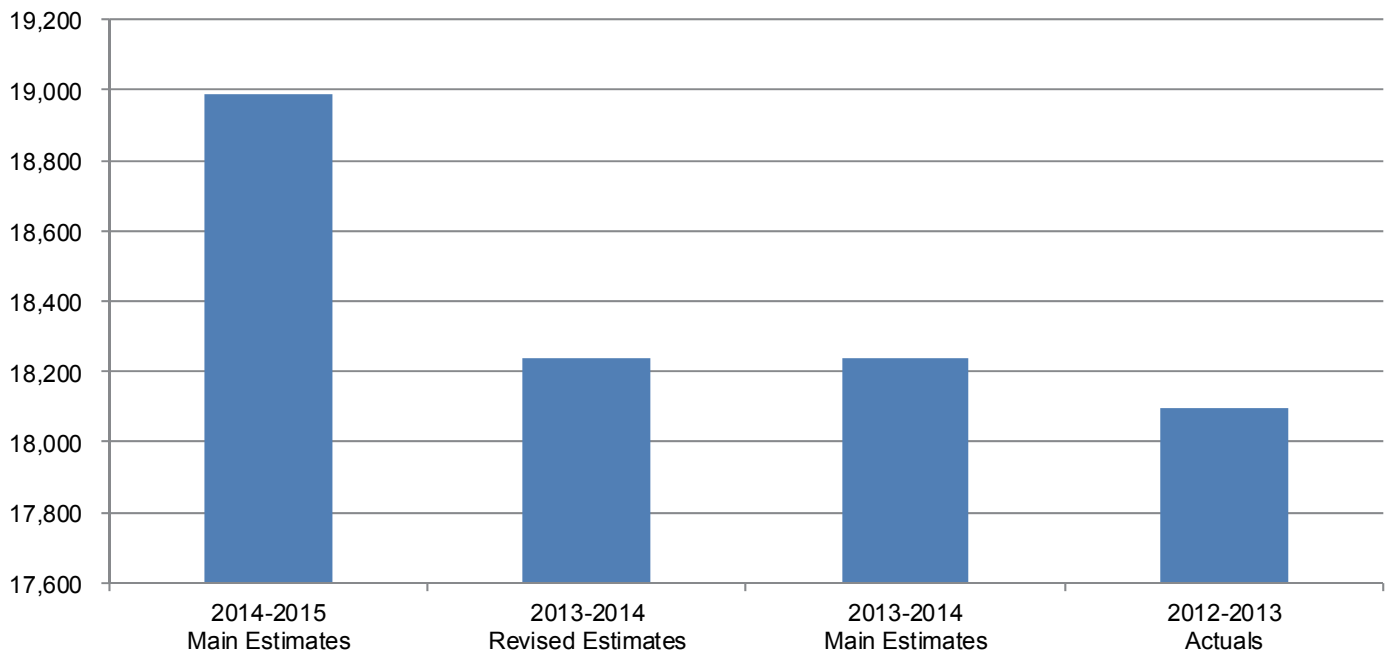
By Expenditure Category



By Activity



**Operations Expenditures Comparison
(thousands of dollars)**



OPERATIONS EXPENDITURE SUMMARY

Expenditure Category	(thousands of dollars)			
	2014-2015 Main Estimates	2013-2014 Revised Estimates	2013-2014 Main Estimates	2012-2013 Actuals
Compensation and Benefits	11,579	10,959	10,957	10,963
Grants and Contributions	350	250	250	250
Other Expenses	6,155	6,141	6,141	6,018
	<u>18,084</u>	<u>17,350</u>	<u>17,348</u>	<u>17,231</u>
Amortization	905	891	891	865
	<u>18,989</u>	<u>18,241</u>	<u>18,239</u>	<u>18,096</u>
Details of Other Expenses				
Travel	950	985	985	933
Materials and Supplies	405	418	418	510
Purchased Services	779	859	859	651
Utilities	346	346	346	328
Contract Services	2,857	2,749	2,749	2,947
Fees and Payments	310	305	305	288
Controllable Assets	115	115	115	17
Computer Hardware and Software	55	38	38	45
Valuation Allowances	-	-	-	-
Chargebacks	338	326	326	293
Interest	-	-	-	6
Loss on Sale of Assets	-	-	-	-
Foreign Currency Exchange Loss	-	-	-	-
	<u>6,155</u>	<u>6,141</u>	<u>6,141</u>	<u>6,018</u>

INFRASTRUCTURE INVESTMENT SUMMARY

	(thousands of dollars)			
	2014-2015 Main Estimates	2013-2014 Revised Estimates	2013-2014 Main Estimates	2012-2013 Actuals
BEGINNING OF THE YEAR				
Cost of assets in service	30,126	30,126	30,129	29,401
Accumulated amortization	(14,912)	(14,021)	(14,025)	(13,156)
Net book value	<u>15,214</u>	<u>16,105</u>	<u>16,104</u>	<u>16,245</u>
CHANGES DURING BUDGET YEAR				
Assets put into service during the year	604	-	-	725
Disposals	-	-	-	-
Amortization expense	(905)	(891)	(891)	(865)
END OF THE YEAR				
Net book value of assets in service	14,913	15,214	15,213	16,105
Work in progress	-	-	-	-
TOTAL NET BOOK VALUE AND WORK IN PROGRESS	<u>14,913</u>	<u>15,214</u>	<u>15,213</u>	<u>16,105</u>
CALCULATION OF ASSETS PUT INTO SERVICE				
Work in progress, beginning of the year	275	-	-	-
Capital Investment Expenditures per Infrastructure Acquisition Plan (TCA)	329	-	-	725
Less work in progress, end of the year	-	-	-	-
Assets put into service during the year	<u>604</u>	<u>-</u>	<u>-</u>	<u>725</u>
INFRASTRUCTURE INVESTMENT				
Large Capital Projects	-	-	-	725
Small Capital Projects	329	-	-	-
Information Technology Projects	-	-	-	-
TOTAL INFRASTRUCTURE INVESTMENT	<u>329</u>	<u>-</u>	<u>-</u>	<u>725</u>
ALLOCATED TO:				
Tangible Capital Assets	329	-	-	725
Infrastructure Contributions	-	-	-	-
	<u>329</u>	<u>-</u>	<u>-</u>	<u>725</u>

REVENUE SUMMARY

	(thousands of dollars)			
	2014-2015 Main Estimates	2013-2014 Revised Estimates	2013-2014 Main Estimates	2012-2013 Actuals
Transfer Payments				
Capital Transfers	-	-	1	-
General				
<i>Regulatory Revenue</i>				
Fees	3	15	15	16
<i>Investment Income</i>				
Gain on Investments	-	-	-	1,641
<i>Service and Miscellaneous</i>				
Publications	-	2	2	-
Concessions	5	8	8	5
Mechandise	5	5	5	5
	<u>13</u>	<u>30</u>	<u>30</u>	<u>1,667</u>
	<u>13</u>	<u>30</u>	<u>31</u>	<u>1,667</u>

ACTIVE POSITION SUMMARY

2014-2015	Indeterminate Full Time	Indeterminate Part Time	Seasonal	Total
Regional Allocation				
Yellowknife Headquarters	38	2	1	41
North Slave	-	-	-	-
Tłı̨chǫ	-	-	-	-
South Slave	-	-	-	-
Dehcho	-	-	-	-
Sahtu	-	-	-	-
Beaufort Delta	-	-	-	-
	38	2	1	41
Community Allocation				
Yellowknife Headquarters	38	2	1	41
Regional/Area Offices	-	-	-	-
Other Communities	-	-	-	-
	38	2	1	41

2013-2014	Indeterminate Full Time	Indeterminate Part Time	Seasonal	Total
Regional Allocation				
Yellowknife Headquarters	36	-	1	37
North Slave	-	-	-	-
Tłı̨chǫ	-	-	-	-
South Slave	-	-	-	-
Dehcho	-	-	-	-
Sahtu	-	-	-	-
Beaufort Delta	-	1	-	1
	36	1	1	38
Community Allocation				
Yellowknife Headquarters	36	-	1	37
Regional/Area Offices	-	1	-	1
Other Communities	-	-	-	-
	36	1	1	38

Note 1: Regional and Area Offices include positions located in Yellowknife Regional Offices, Fort Smith, Hay River, Fort Simpson, Norman Wells and Inuvik.

This page intentionally left blank

OFFICE OF THE CLERK

Activity Description

The Office of the Clerk includes:

Clerk's Office – Manages and directs the Legislative Assembly office.

Deputy Clerk's Office – Provides advice and support to the Speaker and Members on procedural and administrative matters. In addition, this office is responsible for providing visitor services, public information about the Legislative Assembly and language services.

Corporate Services – Provides financial management, human resource and administrative support to the Legislative Assembly and is responsible for the overall management of the Legislative Assembly Building and its facilities.

Research, Information and Library Services – Provides research services to the Speaker, individual Members, standing and special committees and the Clerk and provides information and reference services through the Legislative and Branch Libraries.

Session – Provides funding for the administration of session and the provision of Hansard service.

Committee Meetings – Provides funding for the administration of all standing and special committees of the Legislative Assembly.

OFFICE OF THE CLERK

Operations Expenditure Summary

Expenditure Category	(thousands of dollars)			
	2014-2015 Main Estimates	2013-2014 Revised Estimates	2013-2014 Main Estimates	2012-2013 Actuals
Compensation and Benefits	3,813	3,477	3,477	3,674
Grants and Contributions	-	-	-	-
Other Expenses	3,211	3,370	3,370	3,276
	<u>7,024</u>	<u>6,847</u>	<u>6,847</u>	<u>6,950</u>
Amortization	905	891	891	865
	<u>7,929</u>	<u>7,738</u>	<u>7,738</u>	<u>7,815</u>
Details of Other Expenses				
Travel	392	447	447	386
Materials and Supplies	144	161	161	197
Purchased Services	313	403	403	290
Utilities	346	346	346	328
Contract Services	1,501	1,512	1,512	1,692
Fees and Payments	54	54	54	58
Controllable Assets	105	105	105	12
Computer Hardware and Software	18	16	16	14
Valuation Allowances	-	-	-	-
Chargebacks	338	326	326	293
Interest	-	-	-	6
Loss on Sale of Assets	-	-	-	-
Foreign Currency Exchange Loss	-	-	-	-
	<u>3,211</u>	<u>3,370</u>	<u>3,370</u>	<u>3,276</u>

OFFICE OF THE CLERK**Active Positions**

2014-2015	Indeterminate Full Time	Indeterminate Part Time	Seasonal	Total
Regional Allocation				
Yellowknife Headquarters	29	-	1	30
North Slave	-	-	-	-
Tłı̨chǫ	-	-	-	-
South Slave	-	-	-	-
Dehcho	-	-	-	-
Sahtu	-	-	-	-
Beaufort Delta	-	-	-	-
	29	-	1	30
Community Allocation				
Yellowknife Headquarters	29	-	1	30
Regional/Area Offices	-	-	-	-
Other Communities	-	-	-	-
	29	-	1	30

2013-2014	Indeterminate Full Time	Indeterminate Part Time	Seasonal	Total
Regional Allocation				
Yellowknife Headquarters	27	-	1	28
North Slave	-	-	-	-
Tłı̨chǫ	-	-	-	-
South Slave	-	-	-	-
Dehcho	-	-	-	-
Sahtu	-	-	-	-
Beaufort Delta	-	-	-	-
	27	-	1	28
Community Allocation				
Yellowknife Headquarters	27	-	1	28
Regional/Area Offices	-	-	-	-
Other Communities	-	-	-	-
	27	-	1	28

Note 1: Regional and Area Offices include positions located in Yellowknife Regional Offices, Fort Smith, Hay River, Fort Simpson, Norman Wells and Inuvik.

This page intentionally left blank

OFFICE OF THE SPEAKER**Activity Description**

The Speaker is elected by the Members to preside over proceedings in the House and enforce the Rules of the Legislative Assembly. The Speaker, as Chair of the Board of Management, is responsible for developing policies on the overall control and operation of the Office of the Legislative Assembly. The Speaker is the official representative of the Legislative Assembly at provincial/territorial, federal and international functions.

OFFICE OF THE SPEAKER

Operations Expenditure Summary

Expenditure Category	(thousands of dollars)			
	2014-2015 Main Estimates	2013-2014 Revised Estimates	2013-2014 Main Estimates	2012-2013 Actuals
Compensation and Benefits	144	142	142	167
Grants and Contributions	-	-	-	-
Other Expenses	208	196	196	239
	352	338	338	406
Amortization	-	-	-	-
	352	338	338	406
Details of Other Expenses				
Travel	146	138	138	160
Materials and Supplies	8	8	8	14
Purchased Services	21	17	17	15
Utilities	-	-	-	-
Contract Services	33	33	33	50
Fees and Payments	-	-	-	-
Controllable Assets	-	-	-	-
Computer Hardware and Software	-	-	-	-
Valuation Allowances	-	-	-	-
Chargebacks	-	-	-	-
Interest	-	-	-	-
Loss on Sale of Assets	-	-	-	-
Foreign Currency Exchange Loss	-	-	-	-
	208	196	196	239

OFFICE OF THE SPEAKER

Active Positions

2014-2015	Indeterminate Full Time	Indeterminate Part Time	Seasonal	Total
Regional Allocation				
Yellowknife Headquarters	1	-	-	1
North Slave	-	-	-	-
Tłı̨chǫ	-	-	-	-
South Slave	-	-	-	-
Dehcho	-	-	-	-
Sahtu	-	-	-	-
Beaufort Delta	-	-	-	-
	1	-	-	1
Community Allocation				
Yellowknife Headquarters	1	-	-	1
Regional/Area Offices	-	-	-	-
Other Communities	-	-	-	-
	1	-	-	1

2013-2014	Indeterminate Full Time	Indeterminate Part Time	Seasonal	Total
Regional Allocation				
Yellowknife Headquarters	1	-	-	1
North Slave	-	-	-	-
Tłı̨chǫ	-	-	-	-
South Slave	-	-	-	-
Dehcho	-	-	-	-
Sahtu	-	-	-	-
Beaufort Delta	-	-	-	-
	1	-	-	1
Community Allocation				
Yellowknife Headquarters	1	-	-	1
Regional/Area Offices	-	-	-	-
Other Communities	-	-	-	-
	1	-	-	1

Note 1: Regional and Area Offices include positions located in Yellowknife Regional Offices, Fort Smith, Hay River, Fort Simpson, Norman Wells and Inuvik.

This page intentionally left blank

EXPENDITURES ON BEHALF OF MEMBERS

Activity Description

The Expenditures on Behalf of Members is comprised of the following:

- **Members' Operating Expenses** – Provides for the indemnities, allowances and constituency work expenses incurred by Members.
- **Members' Pension Expenses** – Includes all expenditures related to the administration of the Members' pensions.
- **Ministers' Benefits** – Provides for the indemnities and benefits expenses incurred by Ministers.

EXPENDITURES ON BEHALF OF MEMBERS**Operations Expenditure Summary**

	(thousands of dollars)			
	2014-2015 Main Estimates	2013-2014 Revised Estimates	2013-2014 Main Estimates	2012-2013 Actuals
Expenditure Category				
Compensation and Benefits	6,228	6,187	6,185	5,865
Grants and Contributions	-	-	-	-
Other Expenses	1,803	1,749	1,749	1,537
	<u>8,031</u>	<u>7,936</u>	<u>7,934</u>	<u>7,402</u>
Amortization	-	-	-	-
	<u>8,031</u>	<u>7,936</u>	<u>7,934</u>	<u>7,402</u>
Details of Other Expenses				
Travel	316	316	316	265
Materials and Supplies	192	167	167	191
Purchased Services	309	309	309	200
Utilities	-	-	-	-
Contract Services	730	715	715	646
Fees and Payments	217	212	212	206
Controllable Assets	10	10	10	4
Computer Hardware and Software	29	20	20	25
Valuation Allowances	-	-	-	-
Chargebacks	-	-	-	-
Interest	-	-	-	-
Loss on Sale of Assets	-	-	-	-
Foreign Currency Exchange Loss	-	-	-	-
	<u>1,803</u>	<u>1,749</u>	<u>1,749</u>	<u>1,537</u>

OFFICE OF THE CHIEF ELECTORAL OFFICER

Activity Description

The Office of the Chief Electoral Officer administers territorial general elections, by-elections and plebiscites. The Office is also available to assist the work of the Electoral Boundaries Commission, when one is convened.

OFFICE OF THE CHIEF ELECTORAL OFFICER

Operations Expenditure Summary

Expenditure Category	(thousands of dollars)			
	2014-2015 Main Estimates	2013-2014 Revised Estimates	2013-2014 Main Estimates	2012-2013 Actuals
Compensation and Benefits	587	428	428	547
Grants and Contributions	-	-	-	-
Other Expenses	181	198	198	291
	<u>768</u>	<u>626</u>	<u>626</u>	<u>838</u>
Amortization	-	-	-	-
	<u>768</u>	<u>626</u>	<u>626</u>	<u>838</u>
Details of Other Expenses				
Travel	42	25	25	80
Materials and Supplies	6	30	30	48
Purchased Services	29	23	23	23
Utilities	-	-	-	-
Contract Services	99	115	115	134
Fees and Payments	5	5	5	5
Controllable Assets	-	-	-	1
Computer Hardware and Software	-	-	-	-
Valuation Allowances	-	-	-	-
Chargebacks	-	-	-	-
Interest	-	-	-	-
Loss on Sale of Assets	-	-	-	-
Foreign Currency Exchange Loss	-	-	-	-
	<u>181</u>	<u>198</u>	<u>198</u>	<u>291</u>

OFFICE OF THE CHIEF ELECTORAL OFFICER

Active Positions

2014-2015	Indeterminate Full Time	Indeterminate Part Time	Seasonal	Total
Regional Allocation				
Yellowknife Headquarters	3	-	-	3
North Slave	-	-	-	-
Tłı̨chǫ	-	-	-	-
South Slave	-	-	-	-
Dehcho	-	-	-	-
Sahtu	-	-	-	-
Beaufort Delta	-	-	-	-
	3	-	-	3
Community Allocation				
Yellowknife Headquarters	3	-	-	3
Regional/Area Offices	-	-	-	-
Other Communities	-	-	-	-
	3	-	-	3
<hr/>				
2013-2014	Indeterminate Full Time	Indeterminate Part Time	Seasonal	Total
Regional Allocation				
Yellowknife Headquarters	3	-	-	3
North Slave	-	-	-	-
Tłı̨chǫ	-	-	-	-
South Slave	-	-	-	-
Dehcho	-	-	-	-
Sahtu	-	-	-	-
Beaufort Delta	-	-	-	-
	3	-	-	3
Community Allocation				
Yellowknife Headquarters	3	-	-	3
Regional/Area Offices	-	-	-	-
Other Communities	-	-	-	-
	3	-	-	3

Note 1: Regional and Area Offices include positions located in Yellowknife Regional Offices, Fort Smith, Hay River, Fort Simpson, Norman Wells and Inuvik.

This page intentionally left blank

STATUTORY OFFICES

Activity Description

This activity provides for the independent operation of the following Statutory Offices: Languages Commissioner, Information and Privacy Commissioner, Conflict of Interest Commissioner, Equal Pay Commissioner, Human Rights Commission, Director of Human Rights and the Human Rights Adjudication Panel.

The Languages Commissioner's duty is to ensure that institutions of the Legislative Assembly and GNWT respect the provisions of the *NWT Official Languages Act* and any other act or regulation relating to the status or use of official languages.

The Information and Privacy Commissioner provides an independent review of discretionary decisions made by public bodies in response to requests for access to information that government creates and receives.

The Conflict of Interest Commissioner provides advice to Members on how to arrange their business and financial affairs to comply with the conflict provisions included in Part 3 of the *Legislative Assembly and Executive Council Act*. The Commissioner also conducts investigations into conflict of interest complaints against Members.

The Equal Pay Commissioner is responsible for ensuring that public service employees are not, on the basis of sex, paid a lower rate than other employees who perform work of equal value.

The Human Rights Commission is responsible for promoting equality in order to reduce discrimination against territorial residents.

STATUTORY OFFICES

Operations Expenditure Summary

Expenditure Category	(thousands of dollars)			
	2014-2015 Main Estimates	2013-2014 Revised Estimates	2013-2014 Main Estimates	2012-2013 Actuals
Compensation and Benefits	807	725	725	710
Grants and Contributions	350	250	250	250
Other Expenses	752	628	628	675
	<u>1,909</u>	<u>1,603</u>	<u>1,603</u>	<u>1,635</u>
Amortization	-	-	-	-
	<u>1,909</u>	<u>1,603</u>	<u>1,603</u>	<u>1,635</u>
Details of Other Expenses				
Travel	54	59	59	42
Materials and Supplies	55	52	52	60
Purchased Services	107	107	107	123
Utilities	-	-	-	-
Contract Services	494	374	374	425
Fees and Payments	34	34	34	19
Controllable Assets	-	-	-	-
Computer Hardware and Software	8	2	2	6
Valuation Allowances	-	-	-	-
Chargebacks	-	-	-	-
Interest	-	-	-	-
Loss on Sale of Assets	-	-	-	-
Foreign Currency Exchange Loss	-	-	-	-
	<u>752</u>	<u>628</u>	<u>628</u>	<u>675</u>

Program Delivery Details

Languages Commissioner	250	248	248	317
Conflict of Interest Commissioner	60	60	60	58
Information and Privacy Commissioner	62	62	62	62
Equal Pay Commissioner	20	40	40	2
Human Rights Commission	957	783	783	763
Human Rights Commission (Grants & Contributions)	350	250	250	250
Human Rights Adjudication Panel	210	160	160	183
	<u>1,909</u>	<u>1,603</u>	<u>1,603</u>	<u>1,635</u>

STATUTORY OFFICES
Grants and Contributions

	(thousands of dollars)			
	2014-2015 Main Estimates	2013-2014 Revised Estimates	2013-2014 Main Estimates	2012-2013 Actuals
Contributions				
Human Rights Commission Funding - The Human Rights Commission for the NWT is mandated to promote human rights, conduct public information / education programs and may provide advice to the Legislative Assembly.	350	250	250	250
	<u>350</u>	<u>250</u>	<u>250</u>	<u>250</u>

STATUTORY OFFICES

Active Positions

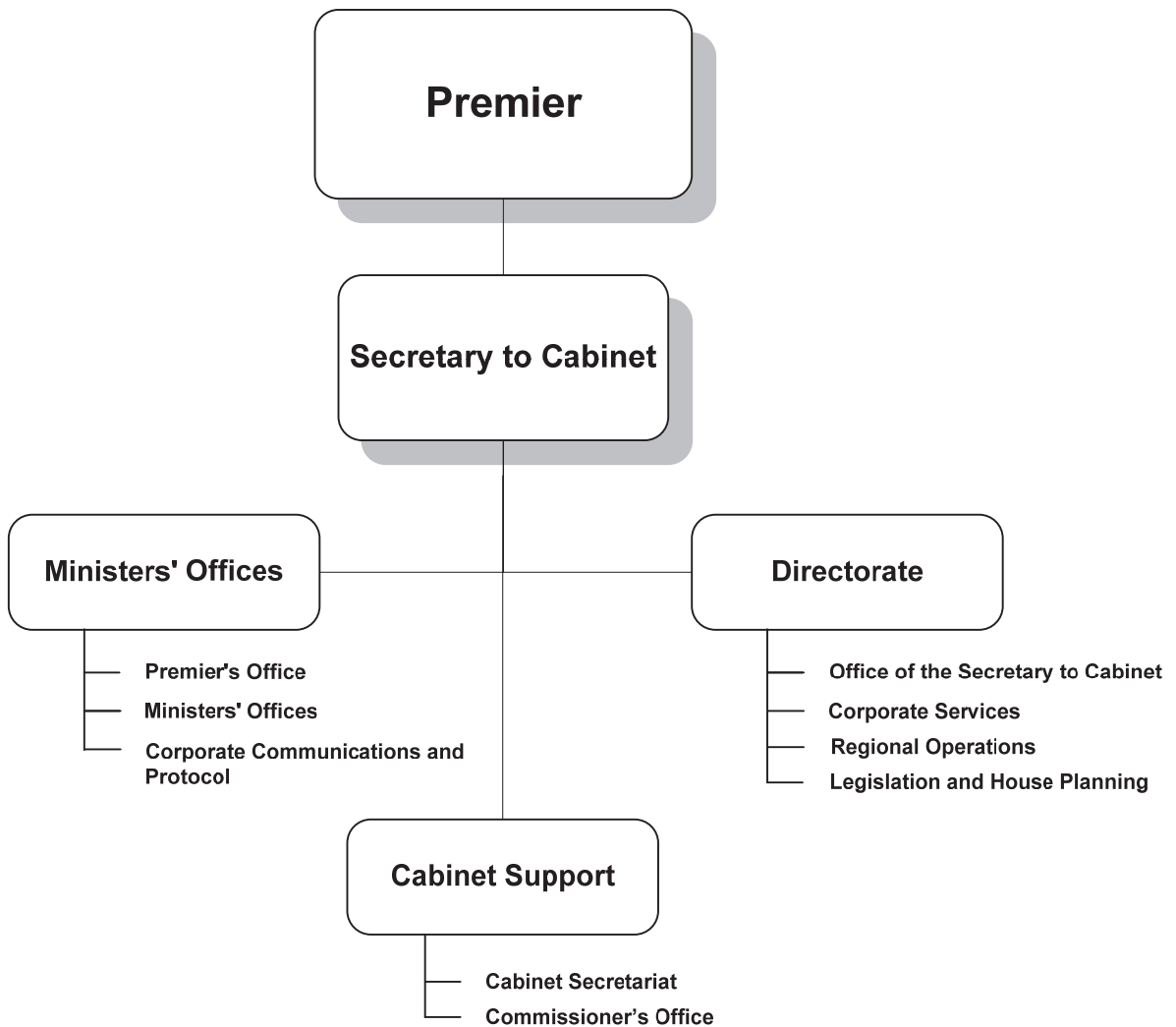
2014-2015	Indeterminate Full Time	Indeterminate Part Time	Seasonal	Total
Regional Allocation				
Yellowknife Headquarters	5	2	-	7
North Slave	-	-	-	-
Tłı̨chǫ	-	-	-	-
South Slave	-	-	-	-
Dehcho	-	-	-	-
Sahtu	-	-	-	-
Beaufort Delta	-	-	-	-
	5	2	-	7
Community Allocation				
Yellowknife Headquarters	5	2	-	7
Regional/Area Offices	-	-	-	-
Other Communities	-	-	-	-
	5	2	-	7

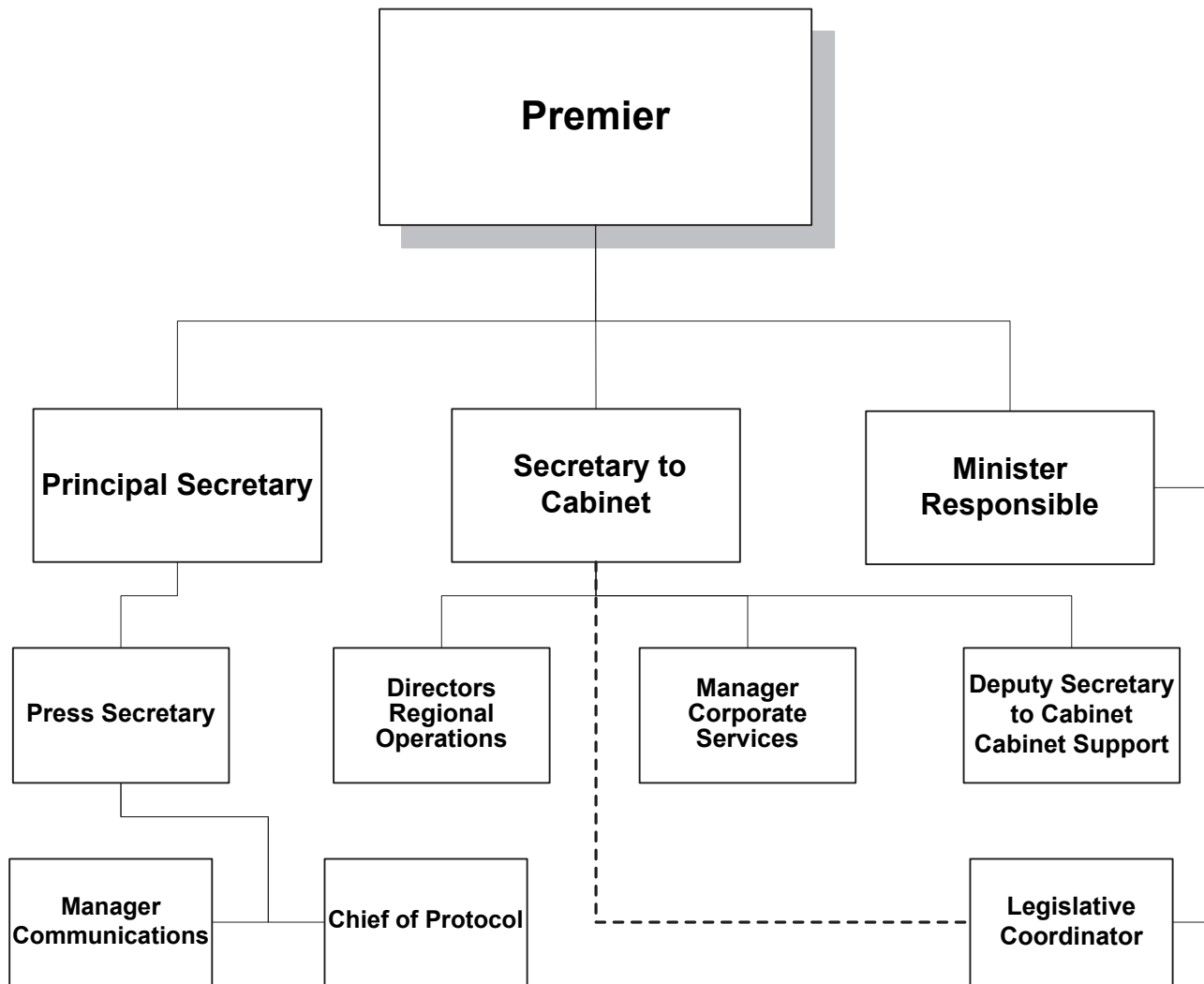
2013-2014	Indeterminate Full Time	Indeterminate Part Time	Seasonal	Total
Regional Allocation				
Yellowknife Headquarters	5	-	-	5
North Slave	-	-	-	-
Tłı̨chǫ	-	-	-	-
South Slave	-	-	-	-
Dehcho	-	-	-	-
Sahtu	-	-	-	-
Beaufort Delta	-	1	-	1
	5	1	-	6
Community Allocation				
Yellowknife Headquarters	5	-	-	5
Regional/Area Offices	-	1	-	1
Other Communities	-	-	-	-
	5	1	-	6

Note 1: Regional and Area Offices include positions located in Yellowknife Regional Offices, Fort Smith, Hay River, Fort Simpson, Norman Wells and Inuvik.

This page intentionally left blank

EXECUTIVE





MISSION

The mission of the Department of Executive is to provide overall management and direction to the Executive branch of Government. The key areas for which we are responsible for achieving results are:

- Coordinating and supporting the planning, implementation, monitoring and evaluation of initiatives and actions in support of cross-government goals;
- Providing policy, strategic, legislative and communications advice to support Cabinet and Ministers; and
- Supporting effective corporate communications.

GOALS

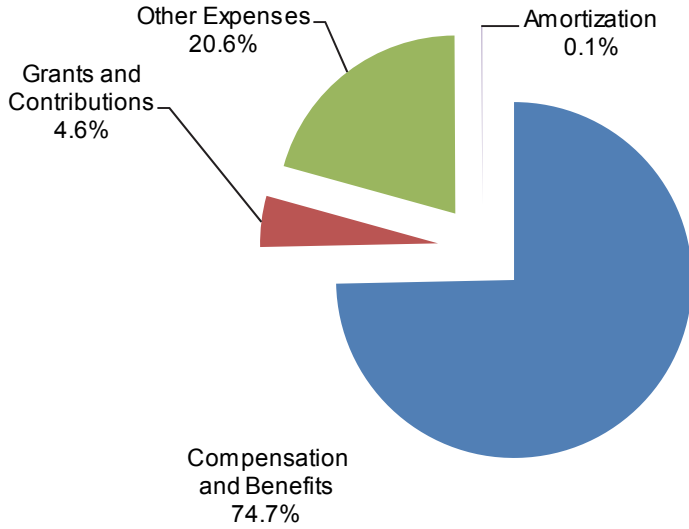
The Department of Executive shall ensure effective:

1. Support for informed decision-making in planning, development and implementation of policies and programming;
2. Coordination of Government operations, both between departments and between headquarters and the regions; and
3. Coordination and collaboration to address the priorities of Cabinet and the Legislative Assembly.

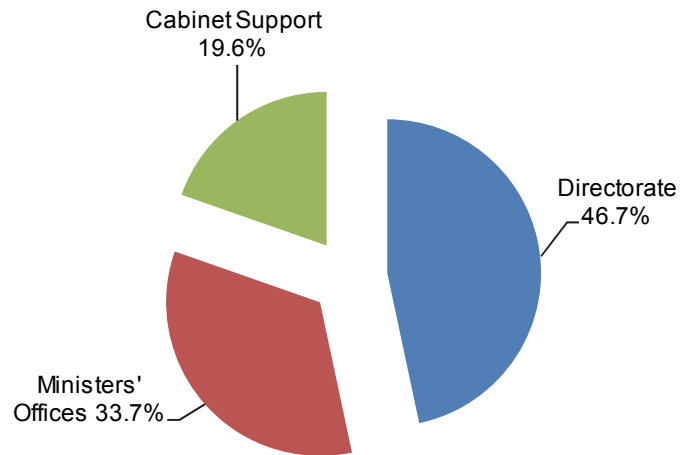
This page intentionally left blank

OPERATIONS EXPENDITURES

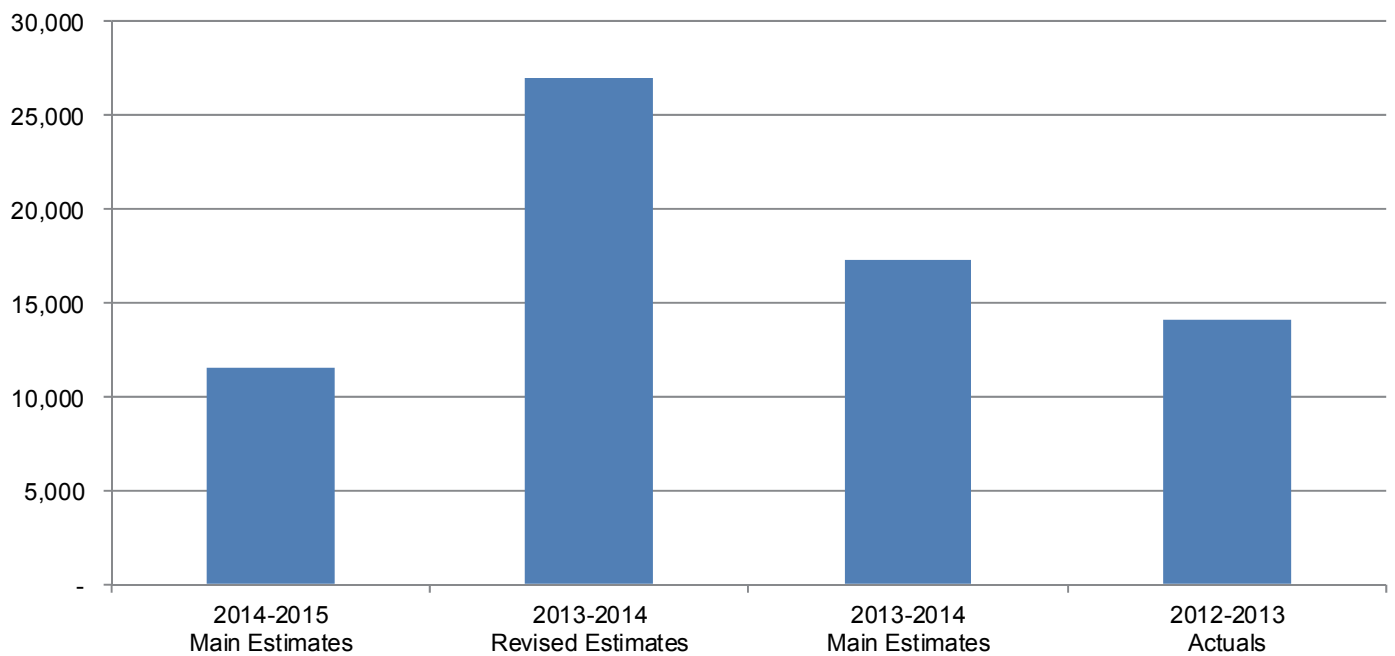
By Expenditure Category



By Activity



**Operations Expenditures Comparison
(thousands of dollars)**



OPERATIONS EXPENDITURE SUMMARY

	(thousands of dollars)			
	2014-2015 Main Estimates	2013-2014 Revised Estimates	2013-2014 Main Estimates	2012-2013 Actuals
Expenditure Category				
Compensation and Benefits	8,634	16,430	11,301	9,814
Grants and Contributions	535	751	535	1,197
Other Expenses	2,387	9,814	5,400	3,061
	<u>11,556</u>	<u>26,995</u>	<u>17,236</u>	<u>14,072</u>
Amortization	7	7	7	7
	<u>11,563</u>	<u>27,002</u>	<u>17,243</u>	<u>14,079</u>
Details of Other Expenses				
Travel	530	1,110	877	714
Materials and Supplies	257	457	261	205
Purchased Services	223	584	303	389
Utilities	-	-	-	-
Contract Services	872	6,982	3,438	1,184
Fees and Payments	46	66	46	32
Controllable Assets	30	80	30	50
Computer Hardware and Software	49	137	47	115
Valuation Allowances	-	-	-	-
Chargebacks	380	398	398	372
Interest	-	-	-	-
Loss on Sale of Assets	-	-	-	-
Foreign Currency Exchange Loss	-	-	-	-
	<u>2,387</u>	<u>9,814</u>	<u>5,400</u>	<u>3,061</u>

INFRASTRUCTURE INVESTMENT SUMMARY

	(thousands of dollars)			
	2014-2015 Main Estimates	2013-2014 Revised Estimates	2013-2014 Main Estimates	2012-2013 Actuals
BEGINNING OF THE YEAR				
Cost of assets in service	44	44	44	44
Accumulated amortization	(22)	(15)	(15)	(8)
Net book value	22	29	29	36
CHANGES DURING BUDGET YEAR				
Assets put into service during the year	-	-	-	-
Disposals	-	-	-	-
Amortization expense	(7)	(7)	(7)	(7)
END OF THE YEAR				
Net book value of assets in service	15	22	22	29
Work in progress	-	-	-	-
TOTAL NET BOOK VALUE AND WORK IN PROGRESS	15	22	22	29
CALCULATION OF ASSETS PUT INTO SERVICE				
Work in progress, beginning of the year	-	-	-	-
Capital Investment Expenditures per Infrastructure Acquisition Plan (TCA)	-	-	-	-
Less work in progress, end of the year	-	-	-	-
Assets put into service during the year	-	-	-	-
INFRASTRUCTURE INVESTMENT				
Large Capital Projects	-	-	-	-
Small Capital Projects	-	-	-	-
Information Technology Projects	-	-	-	-
TOTAL INFRASTRUCTURE INVESTMENT	-	-	-	-
ALLOCATED TO:				
Tangible Capital Assets	-	-	-	-
Infrastructure Contributions	-	-	-	-
	-	-	-	-

REVENUE SUMMARY

	(thousands of dollars)			
	2014-2015 Main Estimates	2013-2014 Revised Estimates	2013-2014 Main Estimates	2012-2013 Actuals
Transfer Payments				
Federal Government Contribution to support activities between Devolution Agreement in Principle and Final Agreement	-	23,802	6,071	2,000
General				
<i>Grant-in-Kind</i>				
Band Council Subsidized Leases	150	150	150	150
	150	23,952	6,221	2,150

EXECUTIVE

ACTIVE POSITION SUMMARY

2014-2015	Indeterminate Full Time	Indeterminate Part Time	Seasonal	Total
Regional Allocation				
Yellowknife Headquarters	43	-	-	43
North Slave	3	-	-	3
Tłı̨chǫ	-	3	-	3
South Slave	-	1	-	1
Dehcho	-	3	-	3
Sahtu	-	4	-	4
Beaufort Delta	2	7	-	9
	48	18	-	66
Community Allocation				
Yellowknife Headquarters	43	-	-	43
Regional/Area Offices	5	-	-	5
Other Communities	-	18	-	18
	48	18	-	66
<hr/>				
2013-2014	Indeterminate Full Time	Indeterminate Part Time	Seasonal	Total
Regional Allocation				
Yellowknife Headquarters	53	-	-	53
North Slave	2	-	-	2
Tłı̨chǫ	-	2	-	2
South Slave	-	1	-	1
Dehcho	-	3	-	3
Sahtu	-	3	-	3
Beaufort Delta	1	6	-	7
	56	15	-	71
Community Allocation				
Yellowknife Headquarters	53	-	-	53
Regional/Area Offices	3	-	-	3
Other Communities	-	15	-	15
	56	15	-	71

Note 1: Regional and Area Offices include positions located in Yellowknife Regional Offices, Fort Smith, Hay River, Fort Simpson, Norman Wells and Inuvik.

This page intentionally left blank

DIRECTORATE**Activity Description**

Directorate includes:

- **Office of the Secretary to Cabinet** – is responsible for leading the senior management of the territorial public service, managing the executive functions of the bureaucracy, supporting Executive Council decision making, and coordinating the development and implementation of government-wide direction. The Office is also responsible for the management of the Department of Executive and the planning and administration of functions necessary to further the Department's mandate. The Secretary to Cabinet is accountable to the Premier for the proper conduct of business of the Department.
- **Legislation and House Planning** – is responsible for the provision of broad policy advice on legislative initiatives, support for the development of the legislative agenda, and a full range of administrative services in support of Cabinet business in the Legislative Assembly during Session.
- **Corporate Services** - provides financial, human resource, records management and information system and technology support to the Executive Offices, and the Commissioner's Office.
- **Regional Operations** are responsible for implementing Cabinet priorities and direction, coordinating GNWT program and service responsibilities in the regions, as well as transition planning at the regional level in preparation for the implementation of final self-government agreements. Regional Operations are responsible for the overall management of the Single Window Service Centres, which currently operate in 15 communities located in Ulukhaktok, Aklavik, Fort Good Hope, Colville Lake, Fort Providence, Nahanni Butte, Whatì, Fort Liard, Gamètì, Tulita, Sachs Harbour, Tsiigehtchic, Fort Resolution, Paulatuk and Tuktoyaktuk.

DIRECTORATE

Operations Expenditure Summary

Expenditure Category	(thousands of dollars)			
	2014-2015 Main Estimates	2013-2014 Revised Estimates	2013-2014 Main Estimates	2012-2013 Actuals
Compensation and Benefits	4,057	11,962	6,833	5,125
Grants and Contributions	150	366	150	772
Other Expenses	1,182	8,609	4,195	1,909
	5,389	20,937	11,178	7,806
Amortization	7	7	7	7
	5,396	20,944	11,185	7,813
Details of Other Expenses				
Travel	275	843	610	397
Materials and Supplies	117	317	121	98
Purchased Services	70	431	150	198
Utilities	-	-	-	-
Contract Services	270	6,380	2,836	702
Fees and Payments	5	25	5	16
Controllable Assets	30	80	30	32
Computer Hardware and Software	35	135	45	94
Valuation Allowances	-	-	-	-
Chargebacks	380	398	398	372
Interest	-	-	-	-
Loss on Sale of Assets	-	-	-	-
Foreign Currency Exchange Loss	-	-	-	-
	1,182	8,609	4,195	1,909

Program Delivery Details

Secretary to Cabinet	832	807	807	747
Legislation and House Planning	526	351	351	496
Corporate Services	1,565	1,594	1,594	1,285
Regional Operations	2,473	2,445	2,441	1,499
Devolution - Negotiations	-	730	-	1,670
Devolution - Implementation	-	15,017	5,992	2,116
	5,396	20,944	11,185	7,813

DIRECTORATE

Grants and Contributions

	(thousands of dollars)			
	2014-2015 Main Estimates	2013-2014 Revised Estimates	2013-2014 Main Estimates	2012-2013 Actuals
Grants				
Band Council Subsidized Leases Grant-in-Kind - To record the Grant-in-Kind associated with subsidized office space lease benefits currently provided to various band councils.	150	150	150	150
Devolution Negotiations - NWT Metis Nation - Aboriginal Gov't participation and Engagement Grants.	-	216	-	71
Devolution Negotiations - Dene Nation-Aboriginal Gov't participation and Engagement Grants.	-	-	-	5
Devolution Negotiations - Sahtu Secretariat Inc. - Aboriginal Gov't participation and Engagement Grants - Leadership Meeting.	-	-	-	20
Devolution Negotiations - Deh Cho First Nations - Aboriginal Gov't participation and Engagement Grants.	-	-	-	20
Devolution Negotiations - Gwich'in Tribal Council - Aboriginal Gov't participation and Engagement Grants - Community Information Sessions.	-	-	-	27
Devolution Negotiations - Deh Cho First Nations - Aboriginal Gov't participation and Engagement Grants - Leadership Meeting.	-	-	-	67

DIRECTORATE

Grants and Contributions

	(thousands of dollars)			2012-2013 Actuals
	2014-2015 Main Estimates	2013-2014 Revised Estimates	2013-2014 Main Estimates	
Devolution Negotiations - NWT Treaty 8 Tribal Corporation - Aboriginal Gov't participation and Engagement Grants - Leadership Meeting.	-	-	-	7
Devolution Negotiations - Gwich'in Tribal Council - Aboriginal Gov't participation and Engagement Grants - Assistance Fund.	-	-	-	164
Devolution Negotiations - Sahtu Secretariat Inc. - Aboriginal Gov't participation and Engagement Grants - Devo Meeting Fund.	-	-	-	91
Devolution Negotiations - Gwich'in Tribal Council - Aboriginal Gov't participation and Engagement Grants.	-	-	-	16
Inuvialuit Regional Corporation - To assist with the costs associated with preparing & engaging in discussions & negotiations with the GNWT and Canada regarding the devolution of lands & rights, in respect of water, to the GNWT.	-	-	-	100
United Way of Yellowknife - To assist with costs associated with further improvements and expansion upon the existing role that the United Way plays in the Northwest Territories.	-	-	-	12
	150	366	150	750
Contributions				
Sahtu Secretariat Inc. - Devolution participation funding.	-	-	-	12
University of Alberta - Northern Governance & Economy Conference.	-	-	-	10
	-	-	-	22
	150	366	150	772

DIRECTORATE**Active Positions**

2014-2015	Indeterminate Full Time	Indeterminate Part Time	Seasonal	Total
Regional Allocation				
Yellowknife Headquarters	10	-	-	10
North Slave	3	-	-	3
Tłı̨chǫ	-	3	-	3
South Slave	-	1	-	1
Dehcho	-	3	-	3
Sahtu	-	4	-	4
Beaufort Delta	2	7	-	9
	15	18	-	33
Community Allocation				
Yellowknife Headquarters	10	-	-	10
Regional/Area Offices	5	-	-	5
Other Communities	-	18	-	18
	15	18	-	33

2013-2014	Indeterminate Full Time	Indeterminate Part Time	Seasonal	Total
Regional Allocation				
Yellowknife Headquarters	19	-	-	19
North Slave	2	-	-	2
Tłı̨chǫ	-	2	-	2
South Slave	-	1	-	1
Dehcho	-	3	-	3
Sahtu	-	3	-	3
Beaufort Delta	1	6	-	7
	22	15	-	37
Community Allocation				
Yellowknife Headquarters	19	-	-	19
Regional/Area Offices	3	-	-	3
Other Communities	-	15	-	15
	22	15	-	37

Note 1: Regional and Area Offices include positions located in Yellowknife Regional Offices, Fort Smith, Hay River, Fort Simpson, Norman Wells and Inuvik.

This page intentionally left blank

MINISTERS' OFFICES

Activity Description

The Ministers' Offices include:

- **The Premier's Office** – supports the Premier with the management of the executive functions of government and takes a lead in coordinating the government's activities related to the political development of the Northwest Territories.
- **Ministers' Offices** – provides support for the Ministers, their offices and support staff.
- **Corporate Communications and Protocol** – is responsible for supporting the Premier and Cabinet and providing communications leadership and direction to Government of the Northwest Territories departments and agencies to ensure that government is accessible and accountable and the public is adequately informed about government priorities, initiatives, decisions and activities. Corporate Communications and Protocol promotes a consistent, positive identity for the GNWT by working with departments to encourage an integrated communications approach across government, managing ongoing public affairs programming promoting awareness of GNWT priorities, initiatives and activities, providing media relations support and advice to Ministers and departments, and offering professional protocol services to visiting dignitaries and heads of state.

MINISTERS' OFFICES**Operations Expenditure Summary**

	(thousands of dollars)			
	2014-2015 Main Estimates	2013-2014 Revised Estimates	2013-2014 Main Estimates	2012-2013 Actuals
Expenditure Category				
Compensation and Benefits	2,948	2,863	2,863	2,983
Grants and Contributions	35	35	35	35
Other Expenses	913	913	913	645
	<u>3,896</u>	<u>3,811</u>	<u>3,811</u>	<u>3,663</u>
Amortization	-	-	-	-
	<u>3,896</u>	<u>3,811</u>	<u>3,811</u>	<u>3,663</u>
Details of Other Expenses				
Travel	175	175	175	286
Materials and Supplies	90	90	90	63
Purchased Services	98	98	98	125
Utilities	-	-	-	-
Contract Services	517	517	517	158
Fees and Payments	33	33	33	5
Controllable Assets	-	-	-	4
Computer Hardware and Software	-	-	-	4
TSC Chargebacks	-	-	-	-
Other	-	-	-	-
	<u>913</u>	<u>913</u>	<u>913</u>	<u>645</u>

Program Delivery Details

Premier's Office	1,454	1,384	1,384	1,363
Ministers' Offices	1,676	1,636	1,636	1,664
Corporate Communications & Protocol	766	791	791	636
	<u>3,896</u>	<u>3,811</u>	<u>3,811</u>	<u>3,663</u>

MINISTERS' OFFICES**Grants and Contributions**

	(thousands of dollars)			
	2014-2015 Main Estimates	2013-2014 Revised Estimates	2013-2014 Main Estimates	2012-2013 Actuals
Grants				
INDSPIRE - Funding provided to the National Aboriginal Achievement Foundation to assist in the costs associated with the annual National Aboriginal Achievement Awards celebration.	35	35	35	35
	35	35	35	35

MINISTERS' OFFICES**Active Positions**

2014-2015	Indeterminate Full Time	Indeterminate Part Time	Seasonal	Total
Regional Allocation				
Yellowknife Headquarters	22	-	-	22
North Slave	-	-	-	-
Tłıchǫ	-	-	-	-
South Slave	-	-	-	-
Dehcho	-	-	-	-
Sahtu	-	-	-	-
Beaufort Delta	-	-	-	-
	22	-	-	22
Community Allocation				
Yellowknife Headquarters	22	-	-	22
Regional/Area Offices	-	-	-	-
Other Communities	-	-	-	-
	22	-	-	22

2013-2014	Indeterminate Full Time	Indeterminate Part Time	Seasonal	Total
Regional Allocation				
Yellowknife Headquarters	21	-	-	21
North Slave	-	-	-	-
Tłıchǫ	-	-	-	-
South Slave	-	-	-	-
Dehcho	-	-	-	-
Sahtu	-	-	-	-
Beaufort Delta	-	-	-	-
	21	-	-	21
Community Allocation				
Yellowknife Headquarters	21	-	-	21
Regional/Area Offices	-	-	-	-
Other Communities	-	-	-	-
	21	-	-	21

Note 1: Regional and Area Offices include positions located in Yellowknife Regional Offices, Fort Smith, Hay River, Fort Simpson, Norman Wells and Inuvik.

CABINET SUPPORT

Activity Description

Cabinet Support is responsible for ensuring systems are in place to support informed decision-making and to successfully implement Cabinet direction. Cabinet Support offers objective policy analysis, a coherent approach to the legislative process, and operational support through the following activities:

- **Cabinet Secretariat** – provides broad policy advice to the Premier and Cabinet and support for all Cabinet operations, including: maintaining the integrity of the Cabinet record; disseminating Cabinet direction; providing strategic advice and support for cross-government planning activities; supporting Committees-of-Cabinet and Deputy Minister coordinating committees; reporting on government progress towards overall goals and priorities; supporting nominations and appointments to public boards.
- **The Commissioner's Office** provides office space and operational support for the federally appointed Commissioner of the Northwest Territories.

CABINET SUPPORT**Operations Expenditure Summary**

	(thousands of dollars)			
	2014-2015 Main Estimates	2013-2014 Revised Estimates	2013-2014 Main Estimates	2012-2013 Actuals
Expenditure Category				
Compensation and Benefits	1,629	1,605	1,605	1,706
Grants and Contributions	350	350	350	390
Other Expenses	292	292	292	507
	<u>2,271</u>	<u>2,247</u>	<u>2,247</u>	<u>2,603</u>
Amortization	-	-	-	-
	<u>2,271</u>	<u>2,247</u>	<u>2,247</u>	<u>2,603</u>
Details of Other Expenses				
Travel	80	92	92	31
Materials and Supplies	50	50	50	44
Purchased Services	55	55	55	66
Utilities	-	-	-	-
Contract Services	85	85	85	324
Fees and Payments	8	8	8	11
Controllable Assets	-	-	-	14
Computer Hardware and Software	14	2	2	17
TSC Chargebacks	-	-	-	-
Other	-	-	-	-
	<u>292</u>	<u>292</u>	<u>292</u>	<u>507</u>
Program Delivery Details				
Cabinet Secretariat	2,080	2,060	2,060	2,424
Commissioner's Office	191	187	187	179
	<u>2,271</u>	<u>2,247</u>	<u>2,247</u>	<u>2,603</u>

CABINET SUPPORT

Grants and Contributions

	(thousands of dollars)			
	2014-2015 Main Estimates	2013-2014 Revised Estimates	2013-2014 Main Estimates	2012-2013 Actuals
Grants				
Non-government Organization (NGO) Stabilization - Funding to stabilize and assist NGOs with management, governance, organizational development and extraordinary operations costs.	350	350	350	350
Institute for Circumpolar Health Research - To assist with the costs associated with the operation of the first Statistics Canada Research Data Centre (RDC) in the North.	-	-	-	40
	350	350	350	390

CABINET SUPPORT**Active Positions**

2014-2015	Indeterminate Full Time	Indeterminate Part Time	Seasonal	Total
Regional Allocation				
Yellowknife Headquarters	11	-	-	11
North Slave	-	-	-	-
Tłı̄chǫ	-	-	-	-
South Slave	-	-	-	-
Dehcho	-	-	-	-
Sahtu	-	-	-	-
Beaufort Delta	-	-	-	-
	11	-	-	11
Community Allocation				
Yellowknife Headquarters	11	-	-	11
Regional/Area Offices	-	-	-	-
Other Communities	-	-	-	-
	11	-	-	11

2013-2014	Indeterminate Full Time	Indeterminate Part Time	Seasonal	Total
Regional Allocation				
Yellowknife Headquarters	13	-	-	13
North Slave	-	-	-	-
Tłı̄chǫ	-	-	-	-
South Slave	-	-	-	-
Dehcho	-	-	-	-
Sahtu	-	-	-	-
Beaufort Delta	-	-	-	-
	13	-	-	13
Community Allocation				
Yellowknife Headquarters	13	-	-	13
Regional/Area Offices	-	-	-	-
Other Communities	-	-	-	-
	13	-	-	13

Note 1: Regional and Area Offices include positions located in Yellowknife Regional Offices, Fort Smith, Hay River, Fort Simpson, Norman Wells and Inuvik.

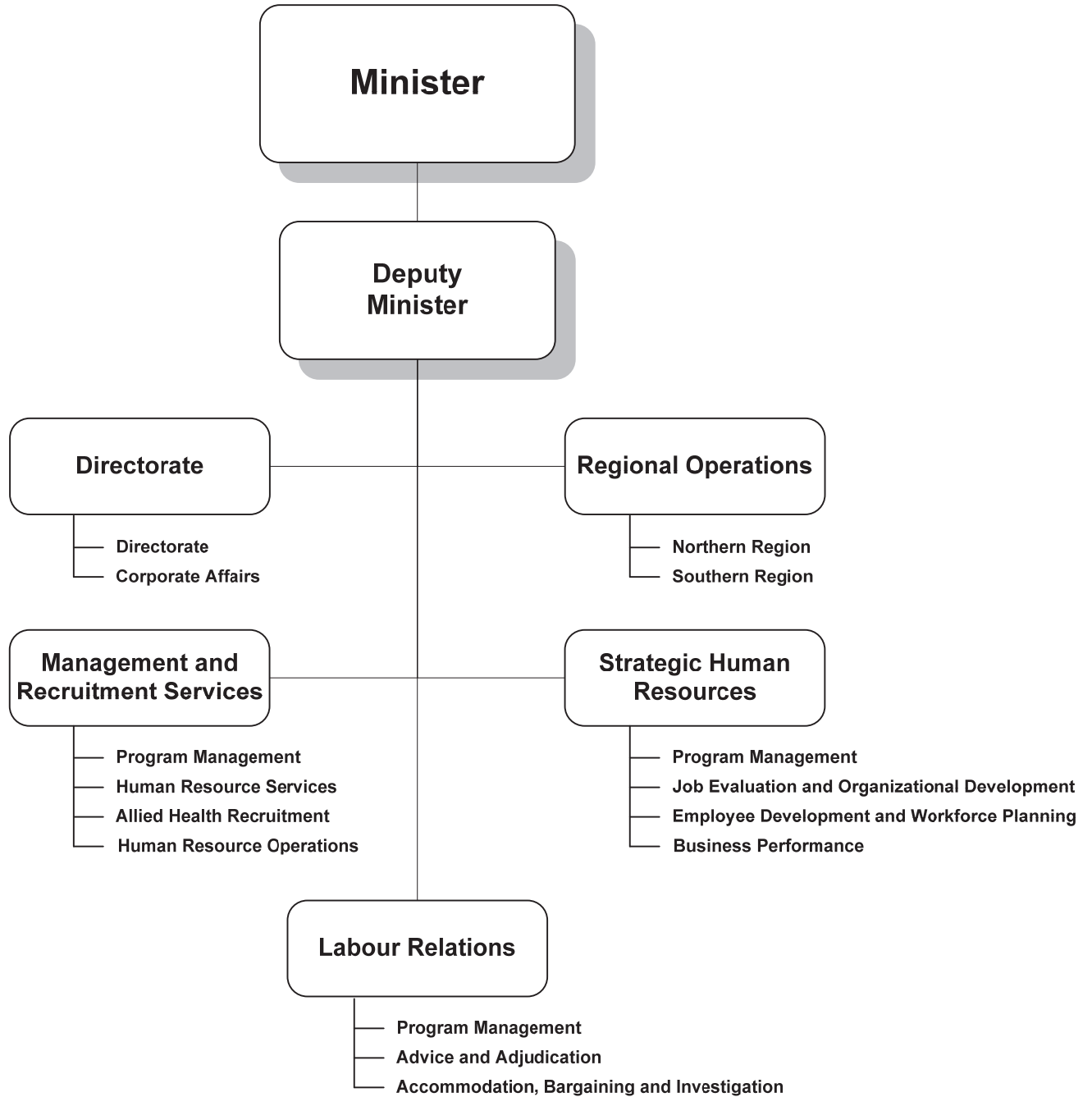
LEASE COMMITMENTS - INFRASTRUCTURE

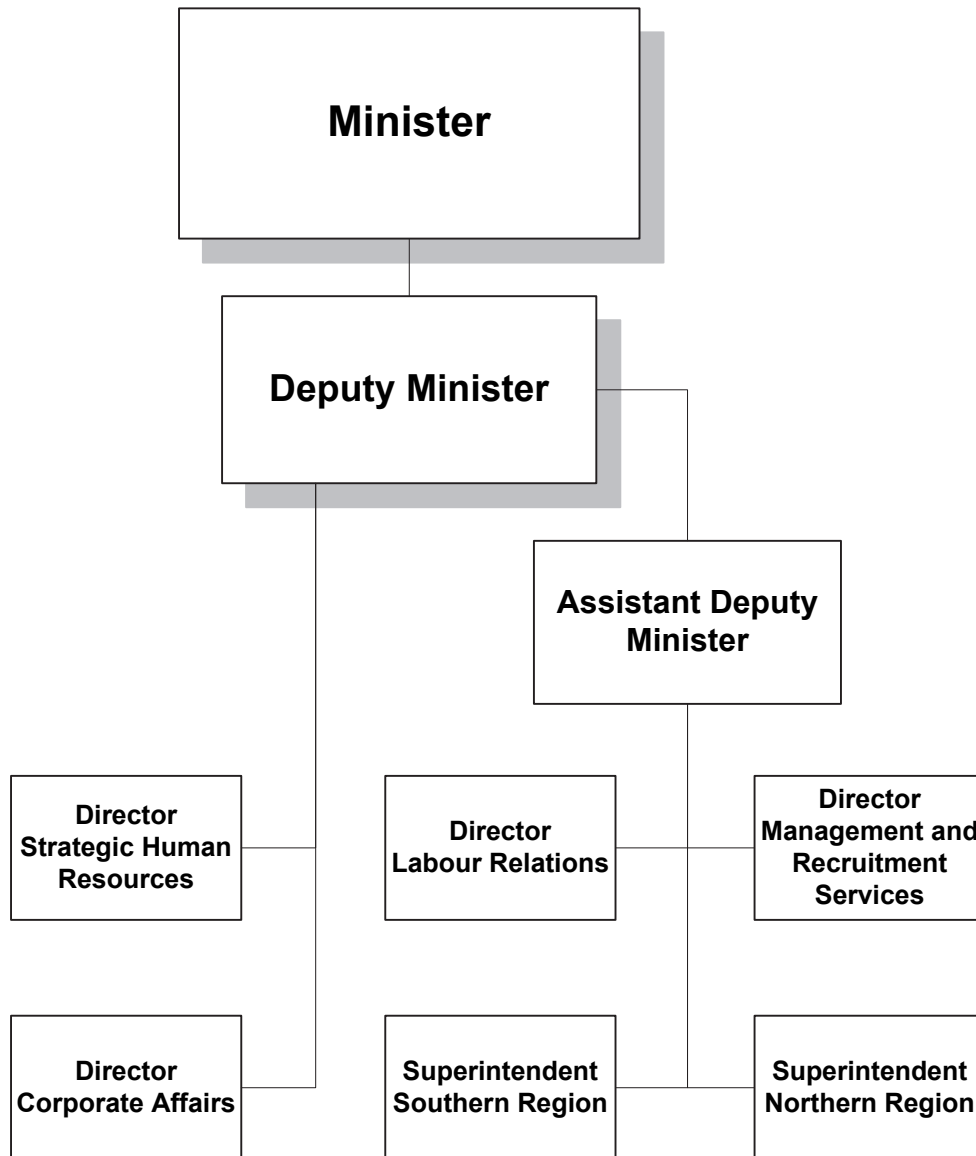
Type of Property	Community	(thousands of dollars)	
		2014-2015 Main Estimates	Future Lease Payments
Office Space	Colville Lake	12	-
Office Space	Fort Good Hope	14	-
Office Space	Fort Liard	9	-
Office Space	Fort Providence	14	-
Office Space	Fort Resolution	12	-
Office Space	Gamètì	12	-
Office Space	Nahanni Butte	12	-
Office Space	Sachs Harbour	14	-
Office Space	Tsiigehtchic	14	-
Office Space	Tulita	10	-
Office Space	Ulukhaktok	6	-
Office Space	Whatì	12	-
		142	-

Note 1: The above leases do not include capital leases. In the event a lease is deemed to be a capital lease the associated asset is included in tangible capital assets and amortized over the useful life of the asset; and the lease is recorded as a financial liability.

Note 2: The Main Estimate and Future Lease Payments represent the Base Rent cost and excludes the Operations and Maintenance component of the total Lease costs.

HUMAN RESOURCES





MISSION

Supporting excellence in the GNWT public service through the shared-service delivery of innovative, quality human resource services.

GOALS

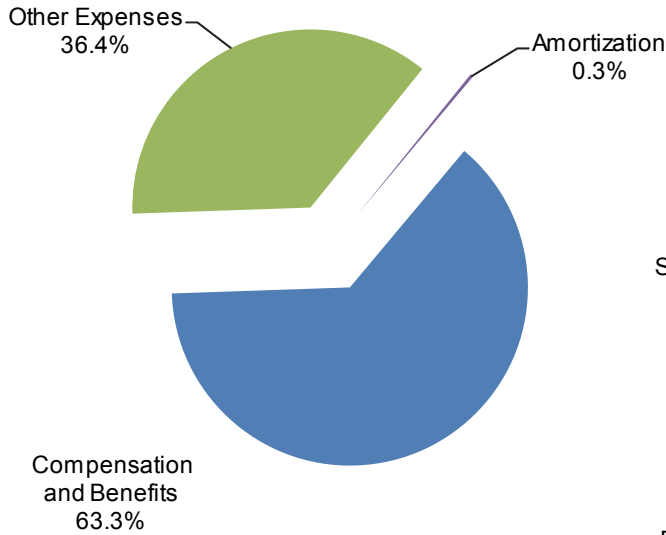
1. Support to management's human resource decision-making that results in productive and positive human resource management practices.
2. Integrated, client-focused programs and services that are simple, timely and consistent.
3. Streamlined and simplified administrative systems and processes.
4. Recruitment and retention of a capable, competent public service that is representative of the people it serves and that focuses on results.
5. A work environment that promotes employee development, safety and wellness and that offers an opportunity for positive labour/management relations.

HUMAN RESOURCES

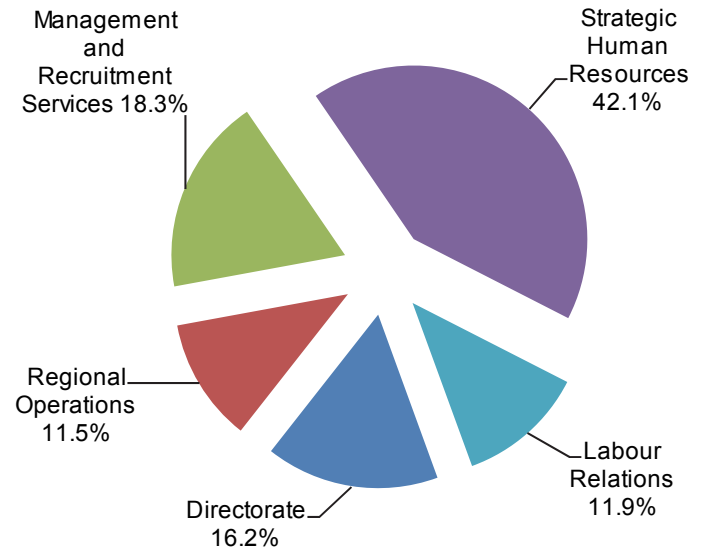
This page intentionally left blank

OPERATIONS EXPENDITURES

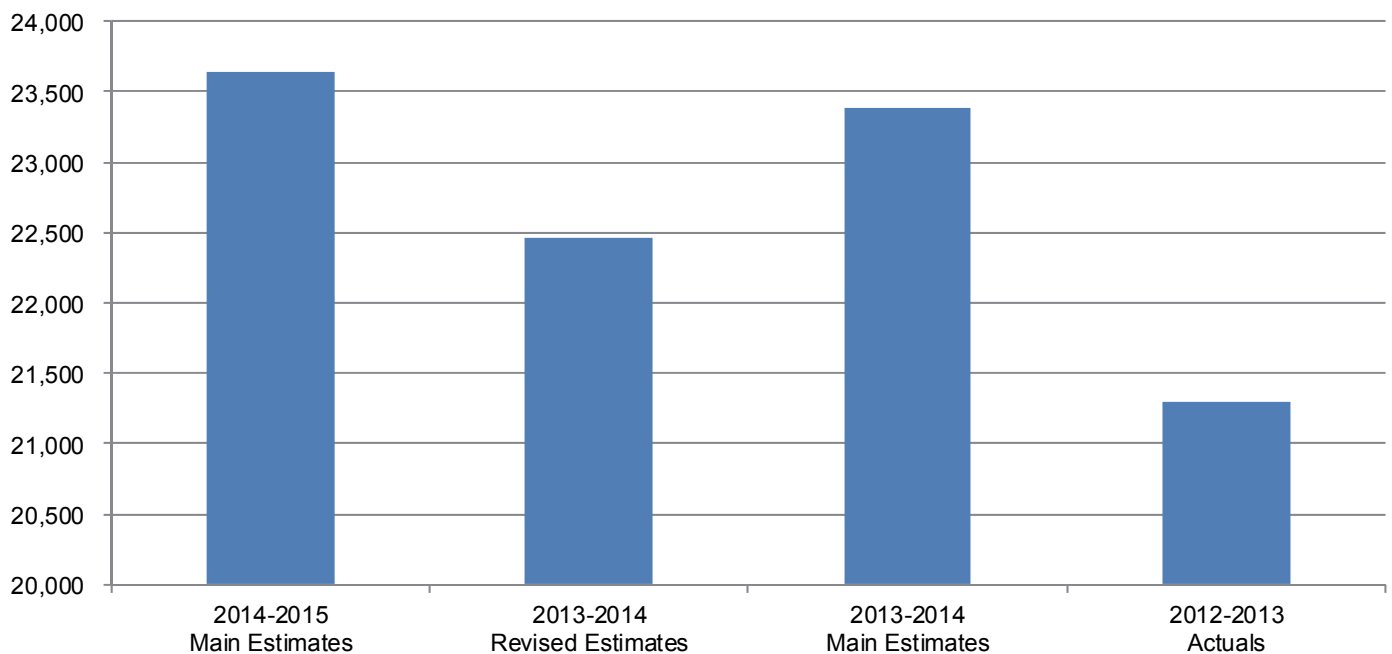
By Expenditure Category



By Activity



**Operations Expenditures Comparison
(thousands of dollars)**



OPERATIONS EXPENDITURE SUMMARY

Expenditure Category	(thousands of dollars)			
	2014-2015 Main Estimates	2013-2014 Revised Estimates	2013-2014 Main Estimates	2012-2013 Actuals
Compensation and Benefits	14,973	13,830	13,817	14,925
Grants and Contributions	-	-	-	-
Other Expenses	8,592	8,563	8,563	6,299
	<u>23,565</u>	<u>22,393</u>	<u>22,380</u>	<u>21,224</u>
Amortization	71	72	1,011	71
	<u>23,636</u>	<u>22,465</u>	<u>23,391</u>	<u>21,295</u>
Details of Other Expenses				
Travel	319	304	304	290
Materials and Supplies	188	166	166	161
Purchased Services	619	613	613	305
Utilities	-	-	-	-
Contract Services	4,082	4,081	4,081	1,276
Fees and Payments	2,692	2,692	2,692	1,983
Controllable Assets	-	-	-	20
Computer Hardware and Software	105	130	130	1,670
Valuation Allowances	-	-	-	12
Chargebacks	587	577	577	582
Interest	-	-	-	-
Loss on Sale of Assets	-	-	-	-
Foreign Currency Exchange Loss	-	-	-	-
	<u>8,592</u>	<u>8,563</u>	<u>8,563</u>	<u>6,299</u>

INFRASTRUCTURE INVESTMENT SUMMARY

	(thousands of dollars)			
	2014-2015 Main Estimates	2013-2014 Revised Estimates	2013-2014 Main Estimates	2012-2013 Actuals
BEGINNING OF THE YEAR				
Cost of assets in service	1,315	715	1,015	715
Accumulated amortization	(215)	(143)	(774)	(72)
Net book value	<u>1,100</u>	<u>572</u>	<u>241</u>	<u>643</u>
CHANGES DURING BUDGET YEAR				
Assets put into service during the year	441	600	300	-
Disposals	-	-	-	-
Amortization expense	(71)	(72)	(1,011)	(71)
END OF THE YEAR				
Net book value of assets in service	1,470	1,100	(470)	572
Work in progress	-	-	-	183
TOTAL NET BOOK VALUE AND WORK IN PROGRESS	<u>1,470</u>	<u>1,100</u>	<u>(470)</u>	<u>755</u>
CALCULATION OF ASSETS PUT INTO SERVICE				
Work in progress, beginning of the year	-	183	-	-
Capital Investment Expenditures per Infrastructure Acquisition Plan (TCA)	441	417	300	183
Less work in progress, end of the year	-	-	-	(183)
Assets put into service during the year	<u>441</u>	<u>600</u>	<u>300</u>	<u>-</u>
INFRASTRUCTURE INVESTMENT				
Large Capital Projects	-	-	-	-
Small Capital Projects	-	-	-	-
Information Technology Projects	441	417	300	183
TOTAL INFRASTRUCTURE INVESTMENT	<u>441</u>	<u>417</u>	<u>300</u>	<u>183</u>
ALLOCATED TO:				
Tangible Capital Assets	441	417	300	183
Infrastructure Contributions	-	-	-	-
	<u>441</u>	<u>417</u>	<u>300</u>	<u>183</u>

HUMAN RESOURCES

ACTIVE POSITION SUMMARY

2014-2015	Indeterminate Full Time	Indeterminate Part Time	Seasonal	Total
Regional Allocation				
Yellowknife Headquarters	89	-	-	89
North Slave	-	-	-	-
Tłı̨chǫ	2	-	-	2
South Slave	9	-	-	9
Dehcho	3	-	-	3
Sahtu	2	-	-	2
Beaufort Delta	13	-	-	13
	118	-	-	118
Community Allocation				
Yellowknife Headquarters	89	-	-	89
Regional/Area Offices	29	-	-	29
Other Communities	-	-	-	-
	118	-	-	118

2013-2014	Indeterminate Full Time	Indeterminate Part Time	Seasonal	Total
Regional Allocation				
Yellowknife Headquarters	82	-	-	82
North Slave	-	-	-	-
Tłı̨chǫ	2	-	-	2
South Slave	9	-	-	9
Dehcho	3	-	-	3
Sahtu	2	-	-	2
Beaufort Delta	13	-	-	13
	111	-	-	111
Community Allocation				
Yellowknife Headquarters	82	-	-	82
Regional/Area Offices	29	-	-	29
Other Communities	-	-	-	-
	111	-	-	111

Note 1: Regional and Area Offices include positions located in Yellowknife Regional Offices, Fort Smith, Hay River, Fort Simpson, Norman Wells and Inuvik.

DIRECTORATE**Activity Description**

The **Directorate** provides leadership and direction to the Department of Human Resources. The Directorate also provides strategic/corporate human resource advice to the Minister as well as to Deputy Ministers and Deputy Heads across the GNWT.

Corporate Affairs coordinates planning and reporting activities for the department, provides expert financial, policy, public relations, and information systems advice and manages the departments' administrative services.

The Corporate Affairs Division is responsible for: developing and maintaining departmental policies, the department's budget management program, and the records management program; the provision of information systems and information management support to the department; providing strategic advice on departmental performance and emerging issues.

DIRECTORATE**Operations Expenditure Summary**

Expenditure Category	(thousands of dollars)			
	2014-2015 Main Estimates	2013-2014 Revised Estimates	2013-2014 Main Estimates	2012-2013 Actuals
Compensation and Benefits	2,401	2,199	2,199	3,215
Grants and Contributions	-	-	-	-
Other Expenses	1,345	1,325	1,325	2,645
	3,746	3,524	3,524	5,860
Amortization	71	72	1,011	71
	3,817	3,596	4,535	5,931
Details of Other Expenses				
Travel	75	58	58	73
Materials and Supplies	34	34	34	40
Purchased Services	66	66	66	73
Utilities	-	-	-	-
Contract Services	436	430	430	227
Fees and Payments	42	42	42	2
Controllable Assets	-	-	-	14
Computer Hardware and Software	105	118	118	1,626
Valuation Allowances	-	-	-	8
Chargebacks	587	577	577	582
Interest	-	-	-	-
Loss on Sale of Assets	-	-	-	-
Foreign Currency Exchange Loss	-	-	-	-
	1,345	1,325	1,325	2,645

Program Delivery Details

Directorate	643	625	625	1,016
Corporate Affairs	3,174	2,971	3,910	4,915
	3,817	3,596	4,535	5,931

DIRECTORATE**Active Positions**

2014-2015	Indeterminate Full Time	Indeterminate Part Time	Seasonal	Total
Regional Allocation				
Yellowknife Headquarters	19	-	-	19
North Slave	-	-	-	-
Tłı̨chǫ	-	-	-	-
South Slave	-	-	-	-
Dehcho	-	-	-	-
Sahtu	-	-	-	-
Beaufort Delta	-	-	-	-
	19	-	-	19
Community Allocation				
Yellowknife Headquarters	19	-	-	19
Regional/Area Offices	-	-	-	-
Other Communities	-	-	-	-
	19	-	-	19

2013-2014	Indeterminate Full Time	Indeterminate Part Time	Seasonal	Total
Regional Allocation				
Yellowknife Headquarters	17	-	-	17
North Slave	-	-	-	-
Tłı̨chǫ	-	-	-	-
South Slave	-	-	-	-
Dehcho	-	-	-	-
Sahtu	-	-	-	-
Beaufort Delta	-	-	-	-
	17	-	-	17
Community Allocation				
Yellowknife Headquarters	17	-	-	17
Regional/Area Offices	-	-	-	-
Other Communities	-	-	-	-
	17	-	-	17

Note 1: Regional and Area Offices include positions located in Yellowknife Regional Offices, Fort Smith, Hay River, Fort Simpson, Norman Wells and Inuvik.

HUMAN RESOURCES

This page intentionally left blank

MANAGEMENT AND RECRUITMENT SERVICES

Activity Description

The **Management and Recruitment Services Division** is responsible for the provision of front-line general human resource services, which includes recruitment, administration of job competitions, client department support, and strategic advice to government-wide management in the area of human resource management.

Human Resources Services provides general human resource services through two client service centers: Yellowknife and Tẖcẖ. Human resource services include recruitment, administration of job competitions, labour relations advice, job description review, employee development and support to managers for human resource management, planning and employee recognition.

Allied Health Recruitment Unit provides specialized recruitment of allied health professionals in all regions.

Human Resource Operations provides comprehensive advice and support to guide recruitment and ensure corporate consistency.

MANAGEMENT AND RECRUITMENT SERVICES**Operations Expenditure Summary**

	(thousands of dollars)			
	2014-2015 Main Estimates	2013-2014 Revised Estimates	2013-2014 Main Estimates	2012-2013 Actuals
Expenditure Category				
Compensation and Benefits	4,151	3,683	3,682	4,242
Grants and Contributions	-	-	-	-
Other Expenses	186	171	171	140
	<u>4,337</u>	<u>3,854</u>	<u>3,853</u>	<u>4,382</u>
Amortization	-	-	-	-
	<u>4,337</u>	<u>3,854</u>	<u>3,853</u>	<u>4,382</u>
Details of Other Expenses				
Travel	44	44	44	36
Materials and Supplies	45	36	36	22
Purchased Services	70	64	64	56
Utilities	-	-	-	-
Contract Services	8	8	8	21
Fees and Payments	19	19	19	-
Controllable Assets	-	-	-	-
Computer Hardware and Software	-	-	-	5
Valuation Allowances	-	-	-	-
Chargebacks	-	-	-	-
Interest	-	-	-	-
Loss on Sale of Assets	-	-	-	-
Foreign Currency Exchange Loss	-	-	-	-
	<u>186</u>	<u>171</u>	<u>171</u>	<u>140</u>

Program Delivery Details

Program Management	350	344	344	324
Human Resource Services	2,668	2,206	2,205	2,801
Allied Health Recruitment	990	977	977	1,008
Human Resource Operations	329	327	327	249
	<u>4,337</u>	<u>3,854</u>	<u>3,853</u>	<u>4,382</u>

MANAGEMENT AND RECRUITMENT SERVICES**Active Positions**

2014-2015	Indeterminate Full Time	Indeterminate Part Time	Seasonal	Total
Regional Allocation				
Yellowknife Headquarters	27	-	-	27
North Slave	-	-	-	-
Tłı̨chǫ	2	-	-	2
South Slave	1	-	-	1
Dehcho	-	-	-	-
Sahtu	-	-	-	-
Beaufort Delta	3	-	-	3
	33	-	-	33
Community Allocation				
Yellowknife Headquarters	27	-	-	27
Regional/Area Offices	6	-	-	6
Other Communities	-	-	-	-
	33	-	-	33

2013-2014	Indeterminate Full Time	Indeterminate Part Time	Seasonal	Total
Regional Allocation				
Yellowknife Headquarters	24	-	-	24
North Slave	-	-	-	-
Tłı̨chǫ	2	-	-	2
South Slave	1	-	-	1
Dehcho	-	-	-	-
Sahtu	-	-	-	-
Beaufort Delta	3	-	-	3
	30	-	-	30
Community Allocation				
Yellowknife Headquarters	24	-	-	24
Regional/Area Offices	6	-	-	6
Other Communities	-	-	-	-
	30	-	-	30

Note 1: Regional and Area Offices include positions located in Yellowknife Regional Offices, Fort Smith, Hay River, Fort Simpson, Norman Wells and Inuvik.

HUMAN RESOURCES

This page intentionally left blank

STRATEGIC HUMAN RESOURCES

Activity Description

The **Strategic Human Resources Division** is responsible for leading government-wide human resource management. The Division is responsible for leading the implementation of *20/20: A Brilliant North, the NWT Public Service Strategic Plan*.

Job Evaluation and Organizational Development coordinates the evaluation of GNWT positions through implementation of the Hay Job Evaluation System, provides training on the job evaluation system and the creation of job descriptions, maintains GNWT organization charts and provides advice and support to management on organizational development.

Employee Development and Workforce Planning manages the development and implementation of government-wide human resource management programs particularly in the areas of retention; workforce planning; employee recognition; management and leadership development; health and wellness; workplace safety; diversity; and employee training and development. The Unit also provides specialized recruitment advice as well as planning and implementation of specialized recruitment programs, strategies and initiatives.

The **Business Performance Unit** supports workforce reporting, Human Resource (HR) metrics business process and analytic activities.

STRATEGIC HUMAN RESOURCES

Operations Expenditure Summary

Expenditure Category	(thousands of dollars)			
	2014-2015 Main Estimates	2013-2014 Revised Estimates	2013-2014 Main Estimates	2012-2013 Actuals
Compensation and Benefits	3,421	3,216	3,215	3,223
Grants and Contributions	-	-	-	-
Other Expenses	6,522	6,517	6,517	3,025
	<u>9,943</u>	<u>9,733</u>	<u>9,732</u>	<u>6,248</u>
Amortization	-	-	-	-
	<u>9,943</u>	<u>9,733</u>	<u>9,732</u>	<u>6,248</u>
Details of Other Expenses				
Travel	33	33	33	73
Materials and Supplies	23	18	18	66
Purchased Services	400	400	400	84
Utilities	-	-	-	-
Contract Services	3,518	3,518	3,518	877
Fees and Payments	2,548	2,548	2,548	1,893
Controllable Assets	-	-	-	-
Computer Hardware and Software	-	-	-	32
Valuation Allowances	-	-	-	-
Chargebacks	-	-	-	-
Interest	-	-	-	-
Loss on Sale of Assets	-	-	-	-
Foreign Currency Exchange Loss	-	-	-	-
	<u>6,522</u>	<u>6,517</u>	<u>6,517</u>	<u>3,025</u>

Program Delivery Details

Program Management	732	727	727	1,273
Job Evaluation and Organizational Design	1,087	925	925	830
Employee Development and Workforce Planning	7,544	7,511	7,511	3,907
Business Performance	580	570	569	238
	<u>9,943</u>	<u>9,733</u>	<u>9,732</u>	<u>6,248</u>

STRATEGIC HUMAN RESOURCES**Active Positions**

2014-2015	Indeterminate Full Time	Indeterminate Part Time	Seasonal	Total
Regional Allocation				
Yellowknife Headquarters	26	-	-	26
North Slave	-	-	-	-
Tłı̨chǫ	-	-	-	-
South Slave	-	-	-	-
Dehcho	-	-	-	-
Sahtu	-	-	-	-
Beaufort Delta	-	-	-	-
	26	-	-	26
Community Allocation				
Yellowknife Headquarters	26	-	-	26
Regional/Area Offices	-	-	-	-
Other Communities	-	-	-	-
	26	-	-	26

2013-2014	Indeterminate Full Time	Indeterminate Part Time	Seasonal	Total
Regional Allocation				
Yellowknife Headquarters	25	-	-	25
North Slave	-	-	-	-
Tłı̨chǫ	-	-	-	-
South Slave	-	-	-	-
Dehcho	-	-	-	-
Sahtu	-	-	-	-
Beaufort Delta	-	-	-	-
	25	-	-	25
Community Allocation				
Yellowknife Headquarters	25	-	-	25
Regional/Area Offices	-	-	-	-
Other Communities	-	-	-	-
	25	-	-	25

Note 1: Regional and Area Offices include positions located in Yellowknife Regional Offices, Fort Smith, Hay River, Fort Simpson, Norman Wells and Inuvik.

HUMAN RESOURCES

This page intentionally left blank

REGIONAL OPERATIONS

Activity Description

The Regional Service Centres are responsible for the provision of front-line general human resource services, as well as strategic advice and guidance in the areas of human resource management and planning to regional management that support the recruitment and retention of the public service. Human resource services include recruitment, labour relations advice, job description review, employee development, and support for human resource planning and employee recognition.

The **Northern Region** consists of the Inuvik and Sahtu Service Centres.

The **Southern Region** consists of Fort Smith, Hay River, and Dehcho Service Centres.

REGIONAL OPERATIONS

Operations Expenditure Summary

Expenditure Category	(thousands of dollars)			
	2014-2015 Main Estimates	2013-2014 Revised Estimates	2013-2014 Main Estimates	2012-2013 Actuals
Compensation and Benefits	2,506	2,452	2,442	2,604
Grants and Contributions	-	-	-	-
Other Expenses	215	215	215	217
	<u>2,721</u>	<u>2,667</u>	<u>2,657</u>	<u>2,821</u>
Amortization	-	-	-	-
	<u>2,721</u>	<u>2,667</u>	<u>2,657</u>	<u>2,821</u>
Details of Other Expenses				
Travel	71	71	71	92
Materials and Supplies	43	43	43	14
Purchased Services	68	68	68	82
Utilities	-	-	-	-
Contract Services	30	30	30	20
Fees and Payments	3	3	3	-
Controllable Assets	-	-	-	1
Computer Hardware and Software	-	-	-	4
Valuation Allowances	-	-	-	4
Chargebacks	-	-	-	-
Interest	-	-	-	-
Loss on Sale of Assets	-	-	-	-
Foreign Currency Exchange Loss	-	-	-	-
	<u>215</u>	<u>215</u>	<u>215</u>	<u>217</u>
Program Delivery Details				
Northern Region	1,466	1,437	1,430	1,561
Southern Region	1,255	1,230	1,227	1,260
	<u>2,721</u>	<u>2,667</u>	<u>2,657</u>	<u>2,821</u>

REGIONAL OPERATIONS**Active Positions**

2014-2015	Indeterminate Full Time	Indeterminate Part Time	Seasonal	Total
Regional Allocation				
Yellowknife Headquarters	-	-	-	-
North Slave	-	-	-	-
Tłı̄chǫ	-	-	-	-
South Slave	7	-	-	7
Dehcho	3	-	-	3
Sahtu	2	-	-	2
Beaufort Delta	9	-	-	9
	21	-	-	21
Community Allocation				
Yellowknife Headquarters	-	-	-	-
Regional/Area Offices	21	-	-	21
Other Communities	-	-	-	-
	21	-	-	21

2013-2014	Indeterminate Full Time	Indeterminate Part Time	Seasonal	Total
Regional Allocation				
Yellowknife Headquarters	-	-	-	-
North Slave	-	-	-	-
Tłı̄chǫ	-	-	-	-
South Slave	7	-	-	7
Dehcho	3	-	-	3
Sahtu	2	-	-	2
Beaufort Delta	9	-	-	9
	21	-	-	21
Community Allocation				
Yellowknife Headquarters	-	-	-	-
Regional/Area Offices	21	-	-	21
Other Communities	-	-	-	-
	21	-	-	21

Note 1: Regional and Area Offices include positions located in Yellowknife Regional Offices, Fort Smith, Hay River, Fort Simpson, Norman Wells and Inuvik.

HUMAN RESOURCES

This page intentionally left blank

LABOUR RELATIONS

Activity Description

The **Labour Relations Division** is responsible for undertaking the strategic management of terms and conditions of employment for public servants that promote harmonious labour/management relations, productive work environments, and fair and consistent treatment of staff. The Division is responsible for the consistent application of the Duty to Accommodate Injury and Disability Policy and Guidelines and the Harassment Free and Respectful Workplace Policy and Guidelines.

Advice and Adjudication provides advanced labour relations advice to managers and human resource staff including collective agreement interpretations, human rights requirements and other employment contract interpretations.

Accommodation, Bargaining and Investigation is responsible for implementation of the Duty to Accommodate Policy, investigations conducted under the Respectful Workplace and Harassment Free Policy, and collective bargaining on behalf of the GNWT.

LABOUR RELATIONS**Operations Expenditure Summary**

	(thousands of dollars)			
	2014-2015 Main Estimates	2013-2014 Revised Estimates	2013-2014 Main Estimates	2012-2013 Actuals
Expenditure Category				
Compensation and Benefits	2,494	2,280	2,279	1,641
Grants and Contributions	-	-	-	-
Other Expenses	324	335	335	272
	<u>2,818</u>	<u>2,615</u>	<u>2,614</u>	<u>1,913</u>
Amortization	-	-	-	-
	<u>2,818</u>	<u>2,615</u>	<u>2,614</u>	<u>1,913</u>
Details of Other Expenses				
Travel	96	98	98	16
Materials and Supplies	43	35	35	19
Purchased Services	15	15	15	10
Utilities	-	-	-	-
Contract Services	90	95	95	131
Fees and Payments	80	80	80	88
Controllable Assets	-	-	-	5
Computer Hardware and Software	-	12	12	3
Valuation Allowances	-	-	-	-
Chargebacks	-	-	-	-
Interest	-	-	-	-
Loss on Sale of Assets	-	-	-	-
Foreign Currency Exchange Loss	-	-	-	-
	<u>324</u>	<u>335</u>	<u>335</u>	<u>272</u>

Program Delivery Details

Corporate or Administration Costs	289	280	280	119
Advice & Adjudication	1,485	1,297	1,296	1,124
Accommodation, Bargaining & Investigations	1,044	1,038	1,038	670
	<u>2,818</u>	<u>2,615</u>	<u>2,614</u>	<u>1,913</u>

HUMAN RESOURCES

LABOUR RELATIONS

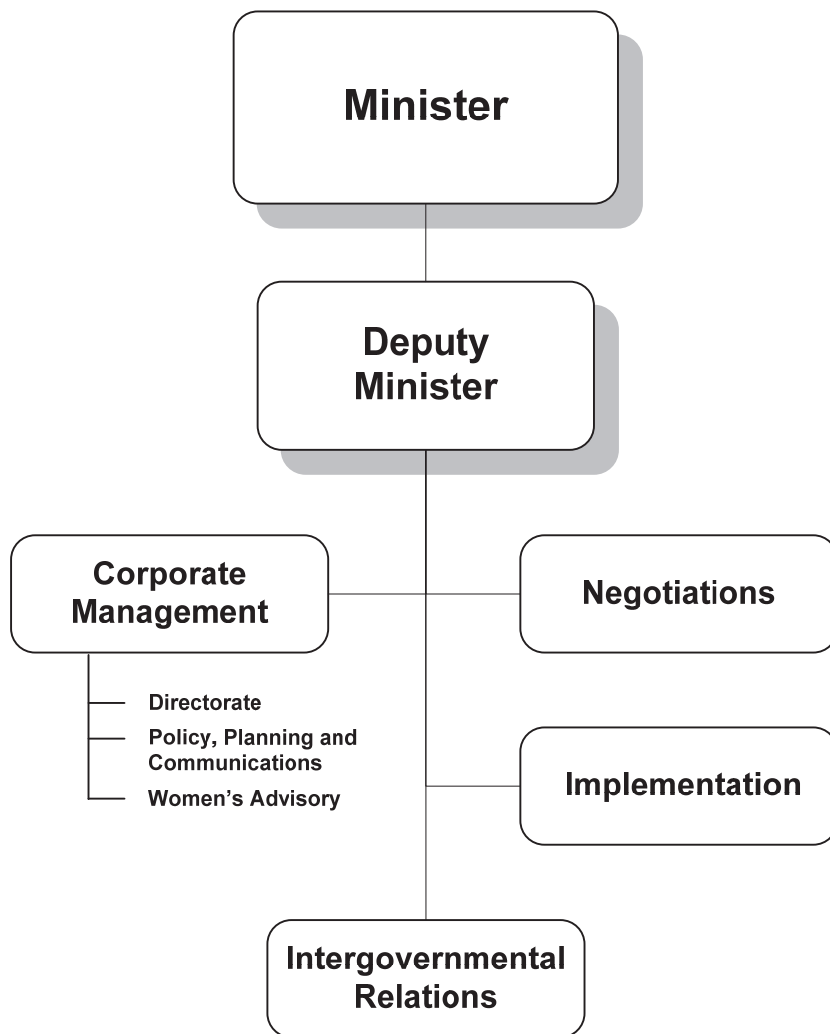
Active Positions

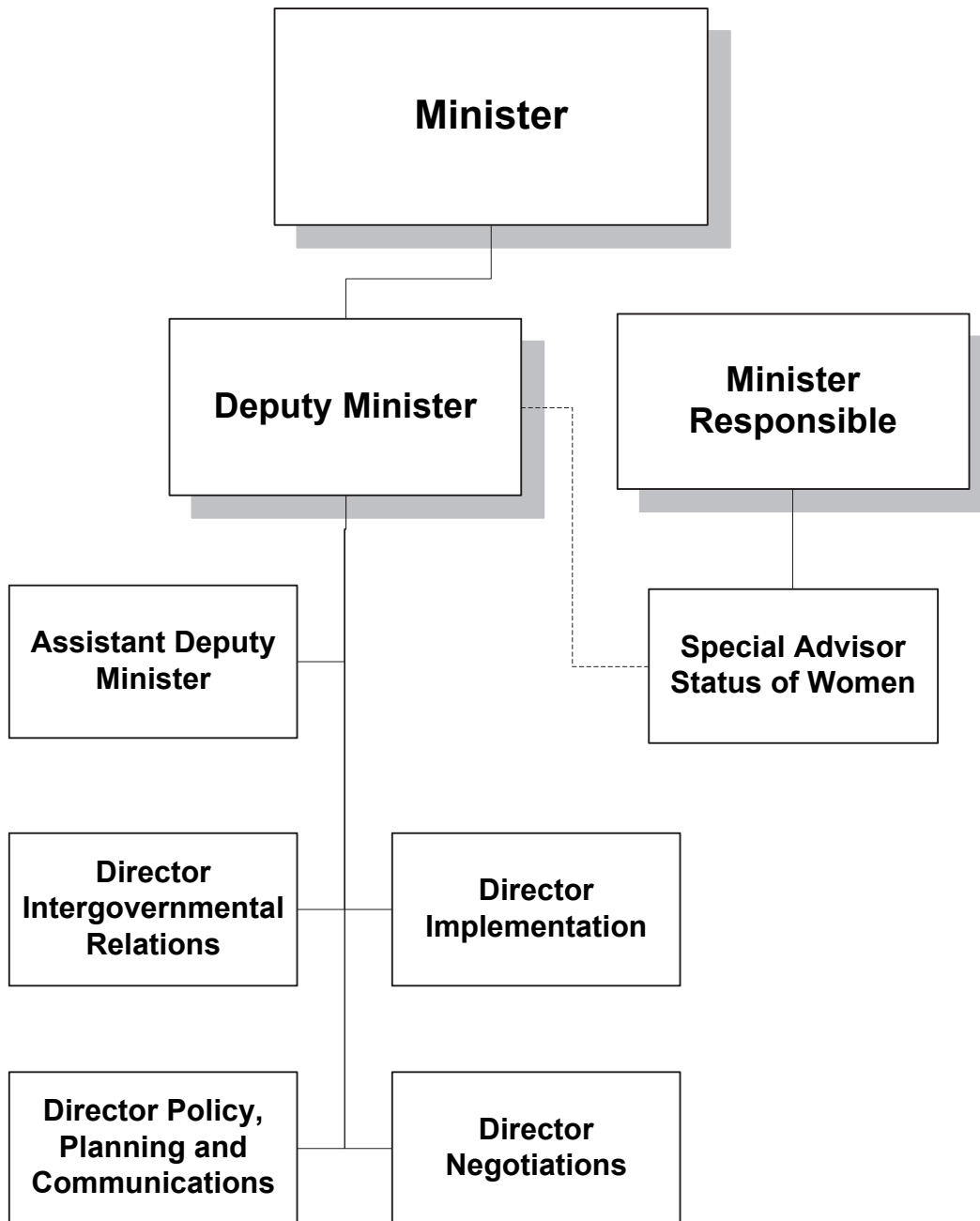
2014-2015	Indeterminate Full Time	Indeterminate Part Time	Seasonal	Total
Regional Allocation				
Yellowknife Headquarters	17	-	-	17
North Slave	-	-	-	-
Tłı̨chǫ	-	-	-	-
South Slave	1	-	-	1
Dehcho	-	-	-	-
Sahtu	-	-	-	-
Beaufort Delta	1	-	-	1
	19	-	-	19
Community Allocation				
Yellowknife Headquarters	17	-	-	17
Regional/Area Offices	2	-	-	2
Other Communities	-	-	-	-
	19	-	-	19

2013-2014	Indeterminate Full Time	Indeterminate Part Time	Seasonal	Total
Regional Allocation				
Yellowknife Headquarters	16	-	-	16
North Slave	-	-	-	-
Tłı̨chǫ	-	-	-	-
South Slave	1	-	-	1
Dehcho	-	-	-	-
Sahtu	-	-	-	-
Beaufort Delta	1	-	-	1
	18	-	-	18
Community Allocation				
Yellowknife Headquarters	16	-	-	16
Regional/Area Offices	2	-	-	2
Other Communities	-	-	-	-
	18	-	-	18

Note 1: Regional and Area Offices include positions located in Yellowknife Regional Offices, Fort Smith, Hay River, Fort Simpson, Norman Wells and Inuvik.

**ABORIGINAL AFFAIRS AND
INTERGOVERNMENTAL RELATIONS**





MISSION

The Department of Aboriginal Affairs and Intergovernmental Relations is responsible for negotiating, implementing and monitoring land, resources and self-government agreements, including Treaty Land Entitlements; managing the GNWT's relationship with the federal government and with provincial, territorial and Aboriginal governments and circumpolar countries, in all matters of intergovernmental significance; and providing government-wide strategic advice on matters pertaining to federal-provincial-territorial-Aboriginal relations.

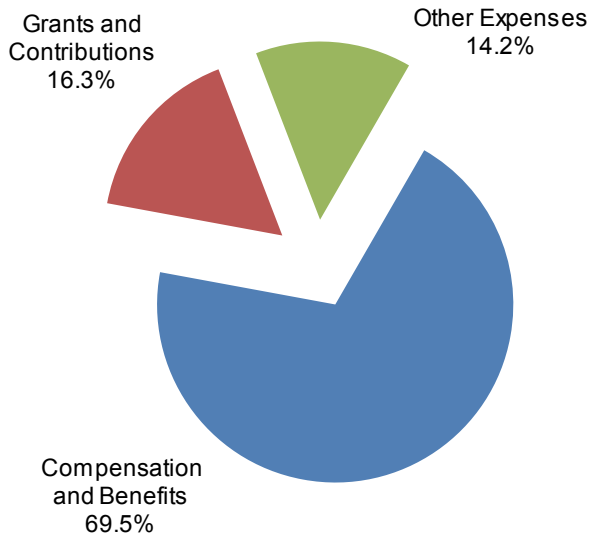
GOALS

1. The conclusion of land, resources and self-government agreements in a manner that respects the inherent right of self-government and ensures an overall effective, affordable and workable system of governance, capable of providing an adequate and comparable level of quality programs and services to all NWT residents.
2. The successful ongoing implementation and monitoring of land, resources and self-government agreements by ensuring all GNWT obligations within the agreements are met.
3. Constructive and co-operative intergovernmental relations with federal, provincial, territorial, Aboriginal and foreign governments that are based on mutual respect.

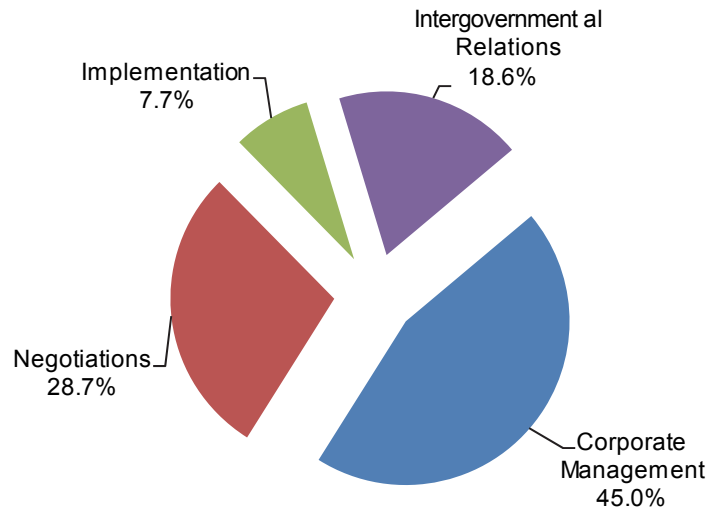
This page intentionally left blank

OPERATIONS EXPENDITURES

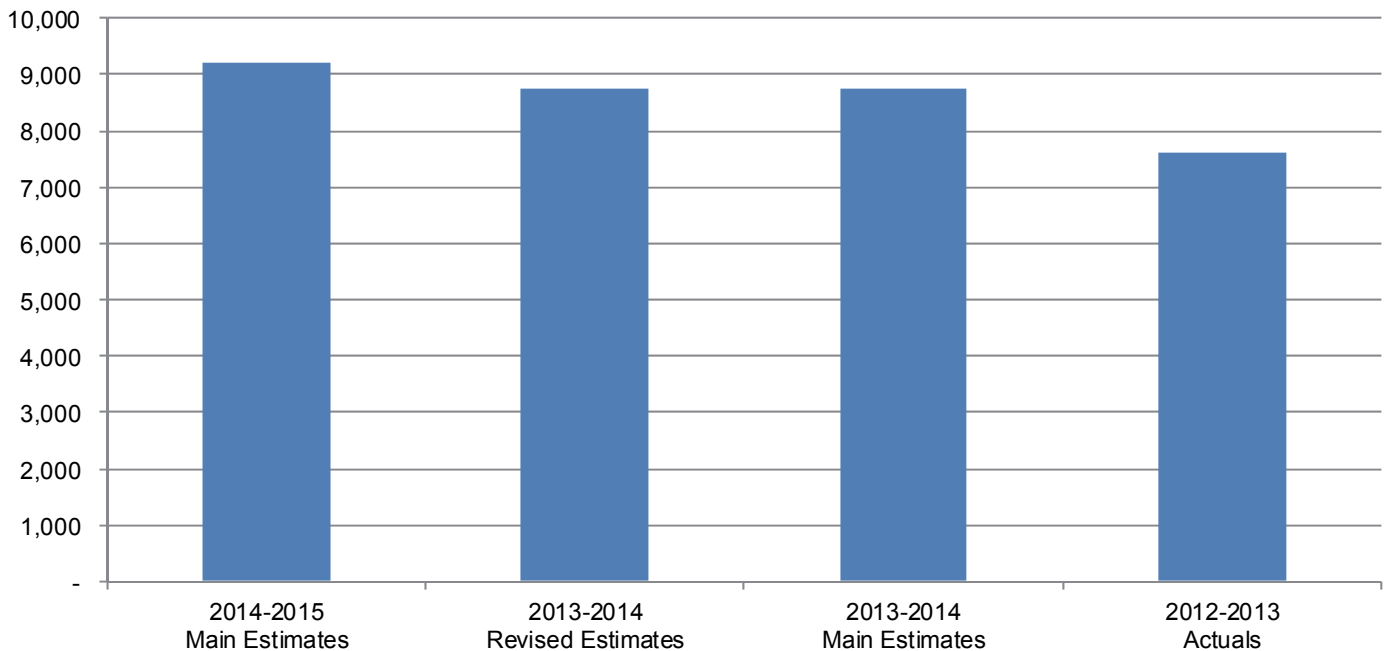
By Expenditure Category



By Activity



**Operations Expenditures Comparison
(thousands of dollars)**



OPERATIONS EXPENDITURE SUMMARY

	(thousands of dollars)			
	2014-2015 Main Estimates	2013-2014 Revised Estimates	2013-2014 Main Estimates	2012-2013 Actuals
Expenditure Category				
Compensation and Benefits	6,397	6,008	6,008	4,761
Grants and Contributions	1,495	1,495	1,495	1,551
Other Expenses	1,303	1,252	1,252	1,296
	<u>9,195</u>	<u>8,755</u>	<u>8,755</u>	<u>7,608</u>
Amortization	-	-	-	14
	<u>9,195</u>	<u>8,755</u>	<u>8,755</u>	<u>7,622</u>
Details of Other Expenses				
Travel	555	561	561	509
Materials and Supplies	85	82	82	95
Purchased Services	128	134	134	168
Utilities	-	-	-	-
Contract Services	287	240	240	257
Fees and Payments	35	30	30	84
Controllable Assets	8	8	8	5
Computer Hardware and Software	7	6	6	1
Valuation Allowances	-	-	-	-
Chargebacks	198	191	191	177
Interest	-	-	-	-
Loss on Sale of Assets	-	-	-	-
Foreign Currency Exchange Loss	-	-	-	-
	<u>1,303</u>	<u>1,252</u>	<u>1,252</u>	<u>1,296</u>

INFRASTRUCTURE INVESTMENT SUMMARY

	(thousands of dollars)			
	2014-2015 Main Estimates	2013-2014 Revised Estimates	2013-2014 Main Estimates	2012-2013 Actuals
BEGINNING OF THE YEAR				
Cost of assets in service	-	197	197	197
Accumulated amortization	-	(197)	(197)	(183)
Net book value	-	-	-	14
CHANGES DURING BUDGET YEAR				
Assets put into service during the year	-	-	-	-
Disposals	-	-	-	-
Amortization expense	-	-	-	(14)
END OF THE YEAR				
Net book value of assets in service	-	-	-	-
Work in progress	-	-	-	-
TOTAL NET BOOK VALUE AND WORK IN PROGRESS	-	-	-	-
CALCULATION OF ASSETS PUT INTO SERVICE				
Work in progress, beginning of the year	-	-	-	-
Capital Investment Expenditures per Infrastructure Acquisition Plan (TCA)	-	-	-	-
Less work in progress, end of the year	-	-	-	-
Assets put into service during the year	-	-	-	-
INFRASTRUCTURE INVESTMENT				
Large Capital Projects	-	-	-	-
Small Capital Projects	-	-	-	-
Information Technology Projects	-	-	-	-
TOTAL INFRASTRUCTURE INVESTMENT	-	-	-	-
ALLOCATED TO:				
Tangible Capital Assets	-	-	-	-
Infrastructure Contributions	-	-	-	-
	-	-	-	-

REVENUE SUMMARY

(thousands of dollars)

	2014-2015 Main Estimates	2013-2014 Revised Estimates	2013-2014 Main Estimates	2012-2013 Actuals
Grant-in-Kind				
Tapwe Building	-	-	-	42

ACTIVE POSITION SUMMARY

2014-2015	Indeterminate Full Time	Indeterminate Part Time	Seasonal	Total
Regional Allocation				
Yellowknife Headquarters	44	-	-	44
North Slave	-	-	-	-
Tłı̨chǫ	-	-	-	-
South Slave	-	-	-	-
Dehcho	-	-	-	-
Sahtu	-	-	-	-
Beaufort Delta	-	-	-	-
	44	-	-	44
Community Allocation				
Yellowknife Headquarters	44	-	-	44
Regional/Area Offices	-	-	-	-
Other Communities	-	-	-	-
	44	-	-	44

2013-2014	Indeterminate Full Time	Indeterminate Part Time	Seasonal	Total
Regional Allocation				
Yellowknife Headquarters	42	-	-	42
North Slave	-	-	-	-
Tłı̨chǫ	-	-	-	-
South Slave	-	-	-	-
Dehcho	-	-	-	-
Sahtu	-	-	-	-
Beaufort Delta	-	-	-	-
	42	-	-	42
Community Allocation				
Yellowknife Headquarters	42	-	-	42
Regional/Area Offices	-	-	-	-
Other Communities	-	-	-	-
	42	-	-	42

Note 1: Regional and Area Offices include positions located in Yellowknife Regional Offices, Fort Smith, Hay River, Fort Simpson, Norman Wells and Inuvik.

This page intentionally left blank

CORPORATE MANAGEMENT

Activity Description

The **Directorate** manages the internal operations of the department and provides strategic advice and support to the Minister. The division administers the grants and contributions program available to Aboriginal governments and organizations.

The **Women's Advisory** unit supports the Minister Responsible for the Status of Women, and serves as a point of contact within the GNWT for governmental and non-governmental organizations that enhance the cultural, economic, political and social participation of women in society.

The **Policy, Planning and Communications** division provides policy and communications advice, information and assistance to the department, and coordinates the department's financial, human resources and business planning activities, as well as administers all records management. The division leads the development and review of negotiating mandates that guide GNWT negotiating teams at all land, resources and self-government negotiations. The division is also responsible for providing advice and support to GNWT departments in fulfilling their legal obligation to consult Aboriginal governments and organizations.

CORPORATE MANAGEMENT**Operations Expenditure Summary**

Expenditure Category	(thousands of dollars)			
	2014-2015 Main Estimates	2013-2014 Revised Estimates	2013-2014 Main Estimates	2012-2013 Actuals
Compensation and Benefits	2,537	2,490	2,490	1,801
Grants and Contributions	1,145	1,145	1,145	1,201
Other Expenses	460	464	464	411
	4,142	4,099	4,099	3,413
Amortization	-	-	-	14
	4,142	4,099	4,099	3,427
Details of Other Expenses				
Travel	115	121	121	129
Materials and Supplies	50	50	50	33
Purchased Services	48	54	54	37
Utilities	-	-	-	-
Contract Services	15	15	15	18
Fees and Payments	28	23	23	16
Controllable Assets	4	4	4	1
Computer Hardware and Software	2	6	6	-
Valuation Allowances	-	-	-	-
Chargebacks	198	191	191	177
Interest	-	-	-	-
Loss on Sale of Assets	-	-	-	-
Foreign Currency Exchange Loss	-	-	-	-
	460	464	464	411

Program Delivery Details

Corporate or Administration Costs	2,997	2,954	2,954	2,254
Core Funding to Métis Locals	225	225	225	225
Special Events Funding to Aboriginal Organizations	75	75	75	84
Women's Initiative Grants	50	50	50	119
Native Women's Association	416	416	416	363
Status of Women Council	379	379	379	368
Amortization	-	-	-	14
	4,142	4,099	4,099	3,427

CORPORATE MANAGEMENT**Grants and Contributions**

	(thousands of dollars)			
	2014-2015 Main Estimates	2013-2014 Revised Estimates	2013-2014 Main Estimates	2012-2013 Actuals
Grants				
Core Funding to Métis Locals - Core funding is provided to Métis Locals in the Northwest Territories to assist with office operating costs.	225	225	225	225
Special Events Funding to Aboriginal Organizations - Funding is provided to Aboriginal organizations for special events and community celebrations of National Aboriginal Day.	75	75	75	84
Women's Initiatives Grants - Funding is provided to non-profit organizations for special projects that support the cultural, economic, political and social participation of women in society.	50	50	50	119
Native Women's Association Grant-in-Kind - To record a grant-in-kind for the fair market value of benefits received by the Native Women's Association under a subsidized occupancy agreement with the GNWT.	-	-	-	42
	350	350	350	470
Contributions				
Native Women's Association - Funding is provided to cover staff, travel, research, meeting costs and related operations and maintenance costs.	416	416	416	363
Status of Women Council - Funding is provided to the Status of Women Council of the Northwest Territories in order to assist the council with operating expenses.	379	379	379	368
	795	795	795	731
	1,145	1,145	1,145	1,201

CORPORATE MANAGEMENT

Active Positions

2014-2015	Indeterminate Full Time	Indeterminate Part Time	Seasonal	Total
Regional Allocation				
Yellowknife Headquarters	14	-	-	14
North Slave	-	-	-	-
Tłı̨chǫ	-	-	-	-
South Slave	-	-	-	-
Dehcho	-	-	-	-
Sahtu	-	-	-	-
Beaufort Delta	-	-	-	-
	14	-	-	14
Community Allocation				
Yellowknife Headquarters	14	-	-	14
Regional/Area Offices	-	-	-	-
Other Communities	-	-	-	-
	14	-	-	14

2013-2014	Indeterminate Full Time	Indeterminate Part Time	Seasonal	Total
Regional Allocation				
Yellowknife Headquarters	14	-	-	14
North Slave	-	-	-	-
Tłı̨chǫ	-	-	-	-
South Slave	-	-	-	-
Dehcho	-	-	-	-
Sahtu	-	-	-	-
Beaufort Delta	-	-	-	-
	14	-	-	14
Community Allocation				
Yellowknife Headquarters	14	-	-	14
Regional/Area Offices	-	-	-	-
Other Communities	-	-	-	-
	14	-	-	14

Note 1: Regional and Area Offices include positions located in Yellowknife Regional Offices, Fort Smith, Hay River, Fort Simpson, Norman Wells and Inuvik.

NEGOTIATIONS

Activity Description

The **Negotiations** division is responsible for leading the GNWT's participation at land, resources and self-government negotiations in the NWT. Successfully concluding land, resources and self-government agreements throughout the NWT will lay the foundation for attaining political certainty, building mutually respectful intergovernmental relations and realizing the economic potential of the NWT.

NEGOTIATIONS**Operations Expenditure Summary**

	(thousands of dollars)			
	2014-2015 Main Estimates	2013-2014 Revised Estimates	2013-2014 Main Estimates	2012-2013 Actuals
Expenditure Category				
Compensation and Benefits	2,050	1,897	1,897	1,620
Grants and Contributions	-	-	-	-
Other Expenses	590	540	540	468
	<u>2,640</u>	<u>2,437</u>	<u>2,437</u>	<u>2,088</u>
Amortization	-	-	-	-
	<u>2,640</u>	<u>2,437</u>	<u>2,437</u>	<u>2,088</u>
Details of Other Expenses				
Travel	350	350	350	247
Materials and Supplies	10	12	12	3
Purchased Services	40	40	40	29
Utilities	-	-	-	-
Contract Services	182	135	135	121
Fees and Payments	1	1	1	66
Controllable Assets	2	2	2	1
Computer Hardware and Software	5	-	-	1
Valuation Allowances	-	-	-	-
Chargebacks	-	-	-	-
Interest	-	-	-	-
Loss on Sale of Assets	-	-	-	-
Foreign Currency Exchange Loss	-	-	-	-
	<u>590</u>	<u>540</u>	<u>540</u>	<u>468</u>

Program Delivery Details

Corporate or Administration Costs	2,640	2,437	2,437	2,088
	<u>2,640</u>	<u>2,437</u>	<u>2,437</u>	<u>2,088</u>

NEGOTIATIONS

Active Positions

2014-2015	Indeterminate Full Time	Indeterminate Part time	Seasonal	Total
Regional Allocation				
Yellowknife Headquarters	19	-	-	19
North Slave	-	-	-	-
Tłı̨chǫ	-	-	-	-
South Slave	-	-	-	-
Dehcho	-	-	-	-
Sahtu	-	-	-	-
Beaufort Delta	-	-	-	-
	19	-	-	19
Community Allocation				
Yellowknife Headquarters	19	-	-	19
Regional/Area Offices	-	-	-	-
Other Communities	-	-	-	-
	19	-	-	19

2013-2014	Indeterminate Full Time	Indeterminate Part time	Seasonal	Total
Regional Allocation				
Yellowknife Headquarters	18	-	-	18
North Slave	-	-	-	-
Tłı̨chǫ	-	-	-	-
South Slave	-	-	-	-
Dehcho	-	-	-	-
Sahtu	-	-	-	-
Beaufort Delta	-	-	-	-
	18	-	-	18
Community Allocation				
Yellowknife Headquarters	18	-	-	18
Regional/Area Offices	-	-	-	-
Other Communities	-	-	-	-
	19	-	-	18

Note 1: Regional and Area Offices include positions located in Yellowknife Regional Offices, Fort Smith, Hay River, Fort Simpson, Norman Wells and Inuvik.

This page intentionally left blank

IMPLEMENTATION

Activity Description

The **Implementation** division is responsible for negotiating implementation plans, financing agreements and joint program and service delivery arrangements associated with land, resources and self-government agreements. The division is also responsible for monitoring and facilitating ongoing GNWT implementation obligations and activities pursuant to settled land, resources and self-government agreements, and representing the GNWT on trilateral Implementation Committees tasked with monitoring and coordinating the overall implementation of the agreements.

IMPLEMENTATION**Operations Expenditure Summary**

	(thousands of dollars)			
	2014-2015 Main Estimates	2013-2014 Revised Estimates	2013-2014 Main Estimates	2012-2013 Actuals
Expenditure Category				
Compensation and Benefits	640	628	628	452
Grants and Contributions	-	-	-	-
Other Expenses	66	66	66	55
	706	694	694	507
Amortization	-	-	-	-
	706	694	694	507
Details of Other Expenses				
Travel	30	30	30	24
Materials and Supplies	10	10	10	9
Purchased Services	15	15	15	12
Utilities	-	-	-	-
Contract Services	10	10	10	8
Fees and Payments	1	1	1	1
Controllable Assets	-	-	-	1
Computer Hardware and Software	-	-	-	-
Valuation Allowances	-	-	-	-
Chargebacks	-	-	-	-
Interest	-	-	-	-
Loss on Sale of Assets	-	-	-	-
Foreign Currency Exchange Loss	-	-	-	-
	66	66	66	55
Program Delivery Details				
Corporate or Administration Costs	706	694	694	507
	706	694	694	507

IMPLEMENTATION

Active Positions

2014-2015	Indeterminate Full Time	Indeterminate Part Time	Seasonal	Total
Regional Allocation				
Yellowknife Headquarters	4	-	-	4
North Slave	-	-	-	-
Tłı̨chǫ	-	-	-	-
South Slave	-	-	-	-
Dehcho	-	-	-	-
Sahtu	-	-	-	-
Beaufort Delta	-	-	-	-
	4	-	-	4
Community Allocation				
Yellowknife Headquarters	4	-	-	4
Regional/Area Offices	-	-	-	-
Other Communities	-	-	-	-
	4	-	-	4

2013-2014	Indeterminate Full Time	Indeterminate Part Time	Seasonal	Total
Regional Allocation				
Yellowknife Headquarters	4	-	-	4
North Slave	-	-	-	-
Tłı̨chǫ	-	-	-	-
South Slave	-	-	-	-
Dehcho	-	-	-	-
Sahtu	-	-	-	-
Beaufort Delta	-	-	-	-
	4	-	-	4
Community Allocation				
Yellowknife Headquarters	4	-	-	4
Regional/Area Offices	-	-	-	-
Other Communities	-	-	-	-
	4	-	-	4

Note 1: Regional and Area Offices include positions located in Yellowknife Regional Offices, Fort Smith, Hay River, Fort Simpson, Norman Wells and Inuvik.

This page intentionally left blank

INTERGOVERNMENTAL RELATIONS

Activity Description

The **Intergovernmental Relations** division promotes and advances the GNWT's commitment to develop and maintain mutually respectful intergovernmental relations between the GNWT and federal, provincial, territorial, Aboriginal and international governments. In doing so, the division protects, develops and promotes the interests and aspirations of NWT residents in the GNWT's intergovernmental relations activities. The division is also responsible for providing support to the Intergovernmental Council on Land and Resource Management.

INTERGOVERNMENTAL RELATIONS

Operations Expenditure Summary

	(thousands of dollars)			
	2014-2015 Main Estimates	2013-2014 Revised Estimates	2013-2014 Main Estimates	2012-2013 Actuals
Expenditure Category				
Compensation and Benefits	1,170	993	993	888
Grants and Contributions	350	350	350	350
Other Expenses	187	182	182	362
	<u>1,707</u>	<u>1,525</u>	<u>1,525</u>	<u>1,600</u>
Amortization	-	-	-	-
	<u>1,707</u>	<u>1,525</u>	<u>1,525</u>	<u>1,600</u>
Details of Other Expenses				
Travel	60	60	60	109
Materials and Supplies	15	10	10	50
Purchased Services	25	25	25	90
Utilities	-	-	-	-
Contract Services	80	80	80	110
Fees and Payments	5	5	5	1
Controllable Assets	2	2	2	2
Computer Hardware and Software	-	-	-	-
Valuation Allowances	-	-	-	-
Chargebacks	-	-	-	-
Interest	-	-	-	-
Loss on Sale of Assets	-	-	-	-
Foreign Currency Exchange Loss	-	-	-	-
	<u>187</u>	<u>182</u>	<u>182</u>	<u>362</u>

Program Delivery Details

Corporate or Administration Costs	1,357	1,175	1,175	1,146
Aboriginal Intergovernmental Meetings Fund	350	350	350	350
NWT Days in Ottawa	-	-	-	104
	<u>1,707</u>	<u>1,525</u>	<u>1,525</u>	<u>1,600</u>

INTERGOVERNMENTAL RELATIONS

Grants and Contributions

	(thousands of dollars)			
2014-2015 Main Estimates	2013-2014 Revised Estimates	2013-2014 Main Estimates	2012-2013 Actuals	
Grants				
Aboriginal Intergovernmental Meetings Fund - Funding is provided to assist regional Aboriginal governments in the Northwest Territories with the costs of participating in government-to-government meetings with the Government of the Northwest Territories.	350	350	350	350
350	350	350	350	

INTERGOVERNMENTAL RELATIONS

Active Positions

2014-2015	Indeterminate Full Time	Indeterminate Part Time	Seasonal	Total
Regional Allocation				
Yellowknife Headquarters	7	-	-	7
North Slave	-	-	-	-
Tłı̨chǫ	-	-	-	-
South Slave	-	-	-	-
Dehcho	-	-	-	-
Sahtu	-	-	-	-
Beaufort Delta	-	-	-	-
	7	-	-	7
Community Allocation				
Yellowknife Headquarters	7	-	-	7
Regional/Area Offices	-	-	-	-
Other Communities	-	-	-	-
	7	-	-	7

2013-2014	Indeterminate Full Time	Indeterminate Part Time	Seasonal	Total
Regional Allocation				
Yellowknife Headquarters	6	-	-	6
North Slave	-	-	-	-
Tłı̨chǫ	-	-	-	-
South Slave	-	-	-	-
Dehcho	-	-	-	-
Sahtu	-	-	-	-
Beaufort Delta	-	-	-	-
	6	-	-	6
Community Allocation				
Yellowknife Headquarters	6	-	-	6
Regional/Area Offices	-	-	-	-
Other Communities	-	-	-	-
	6	-	-	6

Note 1: Regional and Area Offices include positions located in Yellowknife Regional Offices, Fort Smith, Hay River, Fort Simpson, Norman Wells and Inuvik.

LEASE COMMITMENTS – INFRASTRUCTURE

Type of Property	Community	(thousands of dollars)	
		2014-2015 Main Estimates	Future Lease Payments
Office Space	Ottawa	27	16
		27	16

Note 1: The above leases do not include capital leases. In the event a lease is deemed to be a capital lease the associated asset is included in tangible capital assets and amortized over the useful life of the asset; and the lease is recorded as a financial liability.

Note 2: The Main Estimate and Future Lease Payments represent the Base Rent cost and excludes the Operations and Maintenance component of the total Lease costs.

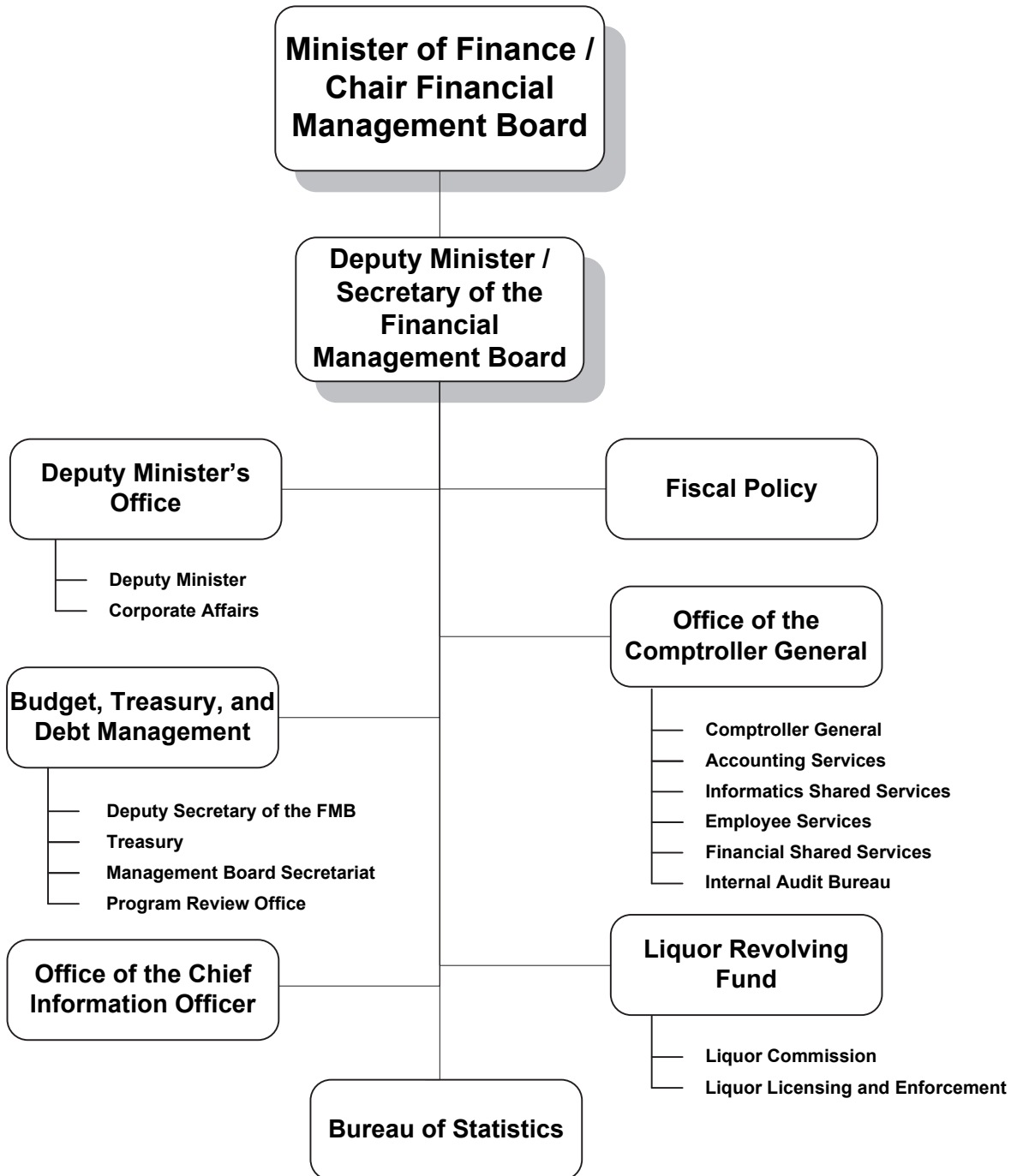
Work Performed on Behalf of Others

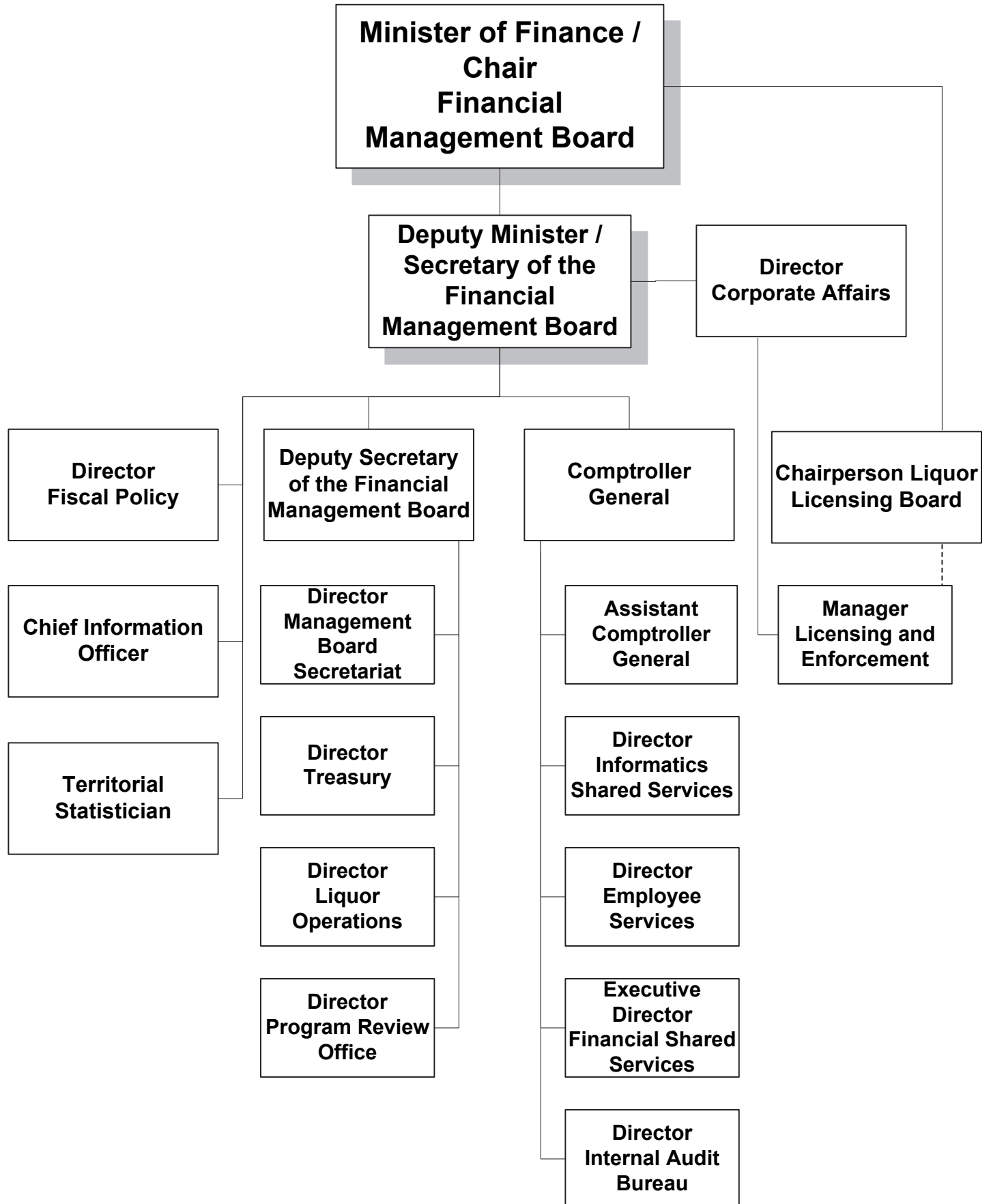
	(thousands of dollars)			
	2014-2015 Main Estimates	2013-2014 Revised Estimates	2013-2014 Main Estimates	2012-2013 Actuals
<p>Inuvialuit Implementation Funding - Under the terms of a contribution funding agreement between the Department of Aboriginal Affairs and Northern Development Canada and the Government of the Northwest Territories, Canada will provide 2014-2015 implementation funding to the Government of the Northwest Territories to assist with Inuvialuit implementation activities pursuant to the Inuvialuit Final Agreement.</p>	126	155	122	119
<p>Gwich'in Land Claim Implementation - Under the terms of a 10-year Bilateral Funding Agreement between Department of Aboriginal Affairs and Northern Development Canada and the Government of the Northwest Territories, Canada will provide a 2014-2015 grant payment to the Government of the Northwest Territories to assist with Gwich'in implementation activities pursuant to the Gwich'in Implementation Plan.</p>	151	178	147	172
<p>Sahtu Land Claim Implementation - Under the terms of a 10-year Bilateral Funding Agreement between Department of Aboriginal Affairs and Northern Development Canada and the Government of the Northwest Territories, Canada will provide a 2014-2015 grant payment to the Government of the Northwest Territories to assist with Sahtu implementation activities pursuant to the Sahtu Implementation Plan.</p>	111	131	109	113

Work Performed on Behalf of Others

	(thousands of dollars)			
	2014-2015 Main Estimates	2013-2014 Revised Estimates	2013-2014 Main Estimates	2012-2013 Actuals
Tłıchǫ Agreement Implementation Funding - Under the terms of a 10-year Bilateral Funding Agreement between Department of Aboriginal Affairs and Northern Development Canada and the Government of the Northwest Territories, Canada will provide a 2014-2015 grant payment to the Government of the Northwest Territories to assist with Tłıchǫ implementation activities pursuant to the Tłıchǫ Implementation Plan.	173	191	169	173
Interchange Agreement - Assignment to the position of Senior Policy Advisor, Aboriginal Affairs and Northern Development Canada.	-	120	-	151
	561	775	547	728

FINANCE





MISSION

The mission of the Department of Finance is to foster an environment for effective and efficient government by acquiring and managing the necessary financial and information resources to ensure the delivery of programs and services to residents in an affordable, sustainable and accountable manner.

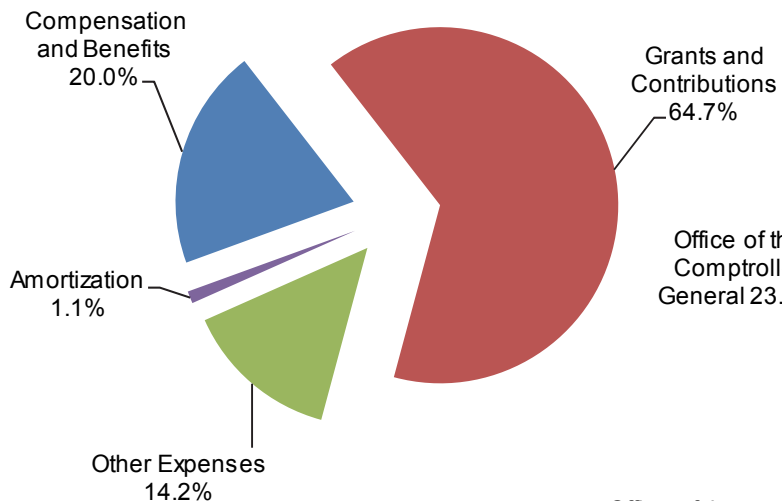
GOALS

1. To maintain a fiscal regime that contributes to a strong economy and supports the ability to address social, economic and environmental goals.
2. To provide sound fiscal analysis and the necessary financial information to support government policy development and decision making.
3. Oversee the management and protection of the government's information resources.
4. Ensure that the programs and services delivered by Finance are responsive to client needs.
5. To maintain a financially open and accountable government so that there can be public confidence in the prudence and integrity of the Government of the Northwest Territories.

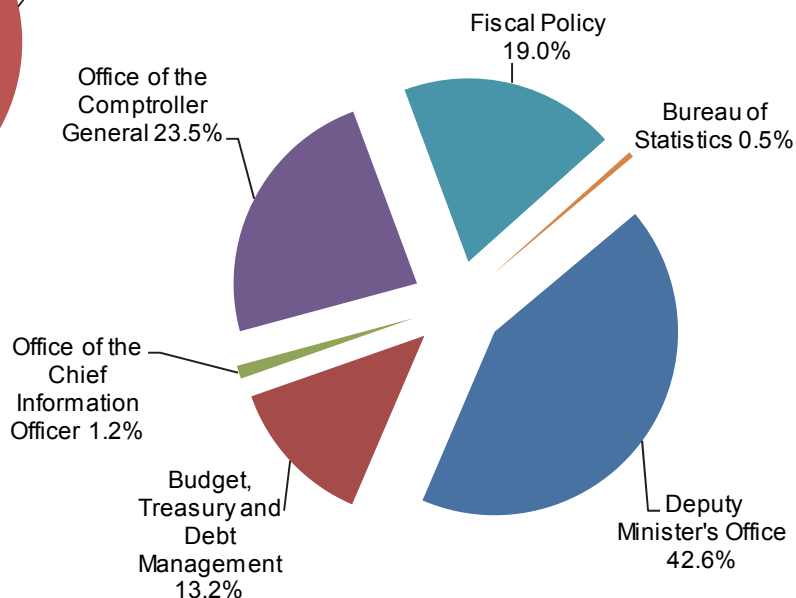
This page intentionally left blank

OPERATIONS EXPENDITURES

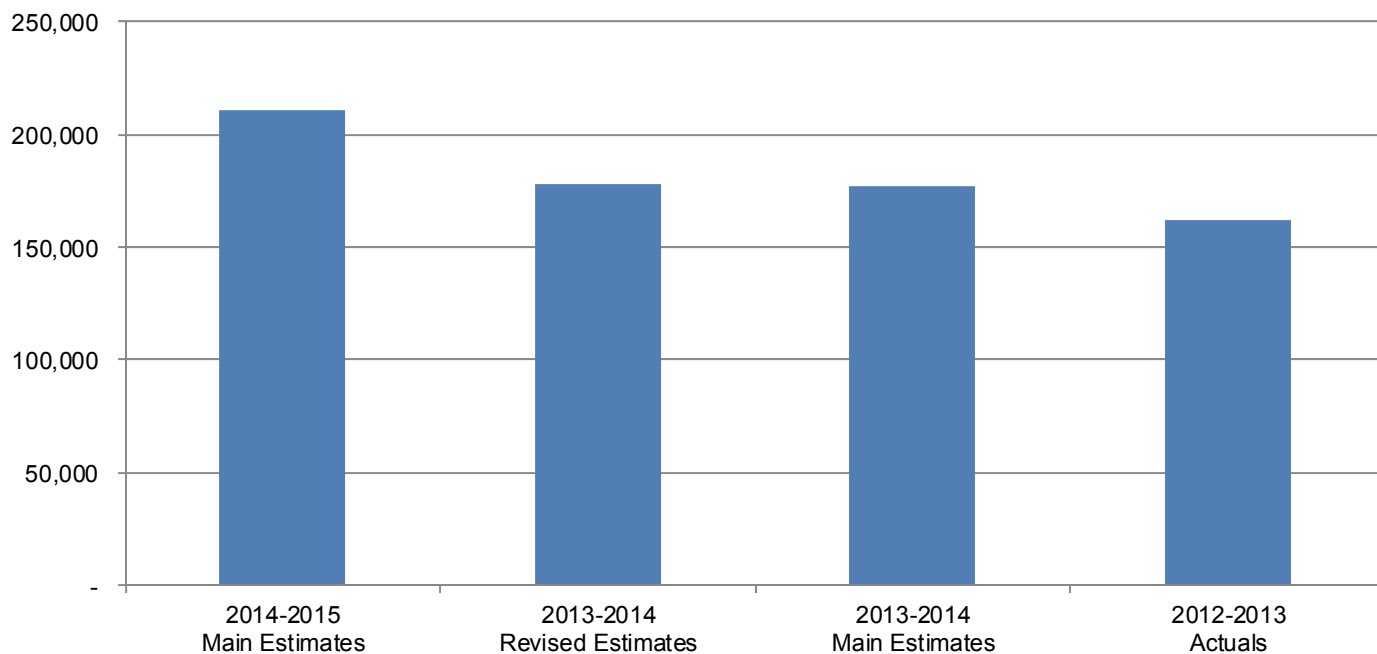
By Expenditure Category



By Activity



**Operations Expenditures Comparison
(thousands of dollars)**



OPERATIONS EXPENDITURE SUMMARY

(thousands of dollars)

	2014-2015 Main Estimates	2013-2014 Revised Estimates	2013-2014 Main Estimates	2012-2013 Actuals
Expenditure Category				
Compensation and Benefits	42,223	33,777	33,878	34,469
Grants, Contributions and Transfers	136,267	112,106	111,927	111,292
Other Expenses	29,825	29,742	29,081	13,559
	<u>208,315</u>	<u>175,625</u>	<u>174,886</u>	<u>159,320</u>
Amortization	2,315	2,159	2,300	2,444
	<u>210,630</u>	<u>177,784</u>	<u>177,186</u>	<u>161,764</u>
Details of Other Expenses				
Travel	599	722	722	511
Materials and Supplies	625	485	489	271
Purchased Services	2,914	2,879	2,879	2,826
Utilities	-	-	-	-
Contract Services	9,905	9,555	9,555	4,189
Fees and Payments	475	477	477	351
Controllable Assets	28	695	28	60
Computer Hardware and Software	945	591	591	1,536
Valuation Allowances	-	-	-	1,622
Chargebacks	1,368	1,172	1,174	1,147
Interest	12,966	13,166	13,166	1,046
Loss on Sale of Assets	-	-	-	-
Foreign Currency Exchange Loss	-	-	-	-
	<u>29,825</u>	<u>29,742</u>	<u>29,081</u>	<u>13,559</u>

INFRASTRUCTURE INVESTMENT SUMMARY

	(thousands of dollars)			
	2014-2015 Main Estimates	2013-2014 Revised Estimates	2013-2014 Main Estimates	2012-2013 Actuals
BEGINNING OF THE YEAR				
Cost of assets in service	34,392	33,952	33,952	33,952
Accumulated amortization	(21,635)	(19,476)	(19,476)	(17,032)
Net book value	12,757	14,476	14,476	16,920
CHANGES DURING BUDGET YEAR				
Assets put into service during the year	1,497	440	1,938	-
Disposals	-	-	-	-
Amortization expense	(2,315)	(2,159)	(2,300)	(2,444)
END OF THE YEAR				
Net book value of assets in service	11,939	12,757	14,114	14,476
Work in progress	450	1,497	-	1,337
TOTAL NET BOOK VALUE AND WORK IN PROGRESS	12,389	14,254	14,114	15,813
CALCULATION OF ASSETS PUT INTO SERVICE				
Work in progress, beginning of the year	1,497	1,337	1,938	263
Capital Investment Expenditures per Infrastructure Acquisition Plan (TCA)	450	600	-	1,074
Less work in progress, end of the year	(450)	(1,497)	-	(1,337)
Assets put into service during the year	1,497	440	1,938	-
INFRASTRUCTURE INVESTMENT				
Large Capital Projects	-	-	-	-
Small Capital Projects	-	-	-	-
Information Technology Projects	450	600	-	1,073
TOTAL INFRASTRUCTURE INVESTMENT	450	600	-	1,073
ALLOCATED TO:				
Tangible Capital Assets	450	600	-	1,073
Infrastructure Contributions	-	-	-	-
	450	600	-	1,073

FINANCE

REVENUE SUMMARY

	(thousands of dollars)			
	2014-2015 Main Estimates	2013-2014 Revised Estimates	2013-2014 Main Estimates	2012-2013 Actuals
Grant from Canada	1,208,840	1,121,244	1,121,244	1,070,023
Transfer Payment				
Canada Health Transfer	39,180	21,512	29,513	27,103
Canada Social Transfer	15,357	15,248	15,153	14,907
	<u>54,537</u>	<u>36,760</u>	<u>44,666</u>	<u>42,010</u>
Taxation				
Personal Income Tax	104,862	87,152	98,107	105,360
Corporate Income Tax	53,119	78,995	88,034	108,422
Tobacco Tax	15,826	15,437	16,591	15,587
Fuel Tax	18,890	18,651	18,456	18,608
Payroll Tax	45,206	43,283	43,180	41,619
Property Taxes and School Levies	27,885	27,572	25,953	27,058
Basic Insurance Premium Tax	4,500	4,400	4,120	4,325
Fire Insurance Premium Tax	460	450	325	438
	<u>270,748</u>	<u>275,940</u>	<u>294,766</u>	<u>321,417</u>
General				
<i>Revolving Fund Net Revenue</i>				
Liquor Commission Net Revenues	25,372	24,980	24,980	25,136
<i>Regulatory Revenue</i>				
Insurance License Fees	450	440	440	408
Property Tax Administrator Fee	13	13	13	-
Other Fees	-	-	-	934
<i>Investment Income</i>				
Investment Interest	600	600	600	736
Investment Pool Cost Recoveries	80	80	80	77
<i>Program</i>				
Insured and Third Party Recoveries	60	60	60	2,807
Medical Transportation Recoveries	750	750	750	1,023
	<u>27,325</u>	<u>26,923</u>	<u>26,923</u>	<u>31,121</u>
	<u>1,561,450</u>	<u>1,460,867</u>	<u>1,487,599</u>	<u>1,464,571</u>

FINANCE

ACTIVE POSITION SUMMARY

2014-2015	Indeterminate Full Time	Indeterminate Part Time	Seasonal	Total
Regional Allocation				
Yellowknife Headquarters	197	-	-	197
North Slave	-	-	-	-
Tłı̄chǫ	2	-	-	2
South Slave	24	-	-	24
Dehcho	11	-	-	11
Sahtu	7	-	-	7
Beaufort Delta	24	-	-	24
	265	-	-	265
Community Allocation				
Yellowknife Headquarters	197	-	-	197
Regional/Area Offices	66	-	-	66
Other Communities	2	-	-	2
	265	-	-	265

2013-2014	Indeterminate Full Time	Indeterminate Part Time	Seasonal	Total
Regional Allocation				
Yellowknife Headquarters	168	-	-	168
North Slave	-	-	-	-
Tłı̄chǫ	2	-	-	2
South Slave	12	-	-	12
Dehcho	6	-	-	6
Sahtu	2	-	-	2
Beaufort Delta	22	-	-	22
	212	-	-	212
Community Allocation				
Yellowknife Headquarters	168	-	-	168
Regional/Area Offices	42	-	-	42
Other Communities	2	-	-	2
	212	-	-	212

Note 1: Regional and Area Offices include positions located in Yellowknife Regional Offices, Fort Smith, Hay River, Fort Simpson, Norman Wells and Inuvik.

This page intentionally left blank

DEPUTY MINISTER'S OFFICE**Activity Description**

The Deputy Minister's Office includes the Office of the Deputy Minister/Secretary of the Financial Management Board and the Corporate Affairs Division.

The duties and responsibilities of the Deputy Minister of Finance/Secretary of the Financial Management Board are conducted as described in the *Financial Administration Act*. In addition, this Division directs the support of the Financial Management Board and provides financial and administrative leadership for the GNWT.

The Corporate Affairs Division is responsible for: developing and maintaining departmental policies and legislation; the department's budget management and records programs; the provision of information management support to the department; providing strategic advice on departmental performance and emerging issues; and coordinating the department's involvement in the self-government and devolution processes.

DEPUTY MINISTER'S OFFICE

Operations Expenditure Summary

Expenditure Category	(thousands of dollars)			
	2014-2015 Main Estimates	2013-2014 Revised Estimates	2013-2014 Main Estimates	2012-2013 Actuals
Compensation and Benefits	1,615	1,542	1,542	1,085
Grants and Contributions	86,532	77,321	77,142	82,668
Other Expenses	1,422	1,226	1,228	1,194
	<u>89,569</u>	<u>80,089</u>	<u>79,912</u>	<u>84,947</u>
Amortization	63	63	63	70
	<u>89,632</u>	<u>80,152</u>	<u>79,975</u>	<u>85,017</u>
Details of Other Expenses				
Travel	63	63	63	94
Materials and Supplies	42	42	42	10
Purchased Services	78	78	78	109
Utilities	-	-	-	-
Contract Services	97	97	97	48
Fees and Payments	4	4	4	9
Controllable Assets	-	-	-	1
Computer Hardware and Software	-	-	-	2
Valuation Allowances	-	-	-	11
Chargebacks	1,138	942	944	910
Interest	-	-	-	-
Loss on Sale of Assets	-	-	-	-
Foreign Currency Exchange Loss	-	-	-	-
	<u>1,422</u>	<u>1,226</u>	<u>1,228</u>	<u>1,194</u>
Program Delivery Details				
Deputy Minister's Office	3,037	2,768	2,770	2,279
Amortization	63	63	63	70
Contribution to NWT Housing Corporation	83,482	67,671	67,492	66,961
Contribution to NWT Power Corporation	2,800	9,400	9,400	15,457
Contribution to NWT Heritage Fund	250	250	250	250
	<u>89,632</u>	<u>80,152</u>	<u>79,975</u>	<u>85,017</u>

DEPUTY MINISTER'S OFFICE

Grants and Contributions

	(thousands of dollars)			
	2014-2015 Main Estimates	2013-2014 Revised Estimates	2013-2014 Main Estimates	2012-2013 Actuals
Contributions				
Northwest Territories Housing Corporation	83,482	67,671	67,492	66,961
- Contribution to the Northwest Territories Housing Corporation for the Government of the Northwest Territories' share of the operating costs of the Corporation.				
Northwest Territories Heritage Fund -	250	250	250	250
Transfer of funds from the Consolidated Revenue Fund to the NWT Heritage Fund.				
Northwest Territories Power Corporation, General Rate Application - To ensure there will not be an adverse impact on the cost of living in NWT communities, the GNWT will be providing financial support to the NWT Power Corporation to ensure the required rate increases for the general rate application and Inuvik gas issue are phased in over three years. The contribution includes a payment to the NWT Power Corporation's fuel stabilization fund balance.	2,800	9,400	9,400	15,457
	<u>86,532</u>	<u>77,321</u>	<u>77,142</u>	<u>82,668</u>

DEPUTY MINISTER'S OFFICE

Active Positions

2014-2015	Indeterminate Full Time	Indeterminate Part Time	Seasonal	Total
Regional Allocation				
Yellowknife Headquarters	9	-	-	9
North Slave	-	-	-	-
Tłı̄chǫ	-	-	-	-
South Slave	-	-	-	-
Dehcho	-	-	-	-
Sahtu	-	-	-	-
Beaufort Delta	-	-	-	-
	9	-	-	9
Community Allocation				
Yellowknife Headquarters	9	-	-	9
Regional/Area Offices	-	-	-	-
Other Communities	-	-	-	-
	9	-	-	9

2013-2014	Indeterminate Full Time	Indeterminate Part Time	Seasonal	Total
Regional Allocation				
Yellowknife Headquarters	8	-	-	8
North Slave	-	-	-	-
Tłı̄chǫ	-	-	-	-
South Slave	-	-	-	-
Dehcho	-	-	-	-
Sahtu	-	-	-	-
Beaufort Delta	-	-	-	-
	8	-	-	8
Community Allocation				
Yellowknife Headquarters	8	-	-	8
Regional/Area Offices	-	-	-	-
Other Communities	-	-	-	-
	8	-	-	8

Note 1: Regional and Area Offices include positions located in Yellowknife Regional Offices, Fort Smith, Hay River, Fort Simpson, Norman Wells and Inuvik.

FISCAL POLICY

Activity Description

Fiscal Policy is responsible for providing research, analysis and recommendations on the fiscal policies of the government; monitoring economic conditions as they affect the government's fiscal position; providing macroeconomic research and policy advice; providing analysis and advice on Canadian and NWT tax policies; monitoring and advising on intergovernmental fiscal relations; and preparing the annual budget address. The Activity also provides technical support for the Minister and Deputy Minister of Finance in federal-provincial-territorial discussions and represents the GNWT on intergovernmental Finance committees.

FISCAL POLICY**Operations Expenditure Summary**

Expenditure Category	(thousands of dollars)			
	2014-2015 Main Estimates	2013-2014 Revised Estimates	2013-2014 Main Estimates	2012-2013 Actuals
Compensation and Benefits	1,282	1,103	1,103	1,148
Grants, Contributions and Transfers	38,600	23,600	23,600	22,706
Other Expenses	247	242	242	240
	40,129	24,945	24,945	24,094
Amortization	-	-	-	-
	40,129	24,945	24,945	24,094
Details of Other Expenses				
Travel	82	82	82	57
Materials and Supplies	27	22	22	23
Purchased Services	15	15	15	36
Utilities	-	-	-	-
Contract Services	30	30	30	34
Fees and Payments	93	93	93	90
Controllable Assets	-	-	-	-
Computer Hardware and Software	-	-	-	-
Valuation Allowances	-	-	-	-
Chargebacks	-	-	-	-
Interest	-	-	-	-
Loss on Sale of Assets	-	-	-	-
Foreign Currency Exchange Loss	-	-	-	-
	247	242	242	240

Program Delivery Details

Fiscal Policy	1,529	1,345	1,345	1,388
Cost of Living Tax Credit	22,400	22,400	22,400	21,551
NWT Child Benefit	1,200	1,200	1,200	1,155
Net Fiscal Benefit Transfer to Aboriginal Parties	15,000	-	-	-
	40,129	24,945	24,945	24,094

FISCAL POLICY

Grants, Contributions and Transfers

	(thousands of dollars)			
	2014-2015 Main Estimates	2013-2014 Revised Estimates	2013-2014 Main Estimates	2012-2013 Actuals
Grants				
Cost of Living Tax Credit - A refundable credit based on annual net income with a minimum credit of \$350 (\$700 for couples) and a maximum credit of \$942 delivered through the tax system and available to all NWT residents.	22,400	22,400	22,400	21,551
NWT Child Benefit - A minimum \$330 per child payment provided to families with net incomes below \$20,921.	1,200	1,200	1,200	1,155
Transfers				
Net Fiscal Benefit Transfer to Aboriginal Parties - As described in Schedule 18 of the Northwest Territories Lands and Resources Devolution Agreement with Canada, the Government of the Northwest Territories will transfer 25 per cent of the Government of the Northwest Territories' net fiscal benefit from resource revenues to Aboriginal Parties. Amounts paid will depend on the actual resource revenue amounts earned and received for 2014-2015 but are not payable until the 2015-2016 fiscal year.	15,000	-	-	-
	38,600	23,600	23,600	22,706

FISCAL POLICY**Active Positions**

2014-2015	Indeterminate Full Time	Indeterminate Part Time	Seasonal	Total
Regional Allocation				
Yellowknife Headquarters	9	-	-	9
North Slave	-	-	-	-
Tłı̄chǫ	-	-	-	-
South Slave	-	-	-	-
Dehcho	-	-	-	-
Sahtu	-	-	-	-
Beaufort Delta	-	-	-	-
	9	-	-	9
Community Allocation				
Yellowknife Headquarters	9	-	-	9
Regional/Area Offices	-	-	-	-
Other Communities	-	-	-	-
	9	-	-	9

2013-2014	Indeterminate Full Time	Indeterminate Part Time	Seasonal	Total
Regional Allocation				
Yellowknife Headquarters	8	-	-	8
North Slave	-	-	-	-
Tłı̄chǫ	-	-	-	-
South Slave	-	-	-	-
Dehcho	-	-	-	-
Sahtu	-	-	-	-
Beaufort Delta	-	-	-	-
	8	-	-	8
Community Allocation				
Yellowknife Headquarters	8	-	-	8
Regional/Area Offices	-	-	-	-
Other Communities	-	-	-	-
	8	-	-	8

Note 1: Regional and Area Offices include positions located in Yellowknife Regional Offices, Fort Smith, Hay River, Fort Simpson, Norman Wells and Inuvik.

BUDGET, TREASURY AND DEBT MANAGEMENT**Activity Description**

The Budget, Treasury and Debt Management Activity is responsible for the management of the government's financial resources by ensuring that the use of public funds are properly budgeted, monitored, reviewed, and utilized efficiently.

The office of the Deputy Secretary of the Financial Management Board (FMB) oversees the management of the activity in the Division, including the GNWT Public Private Partnership Policy and Management Framework.

The Management Board Secretariat supports the operations of the FMB, and is also responsible for the GNWT's budget cycle.

The Treasury Division is responsible for licensing and regulating insurance companies, agents, brokers and adjusters operating in the NWT, administering legislated tax programs, administering the GNWT's insurance and self-insurance programs, and the GNWT Heritage Fund.

The Program Review Office conducts reviews of programs and services to clarify and confirm mandates, determine program effectiveness, and report on results with a view to recommend modifications or improvements. The Division also works with departments to assist with program review, evaluation, and performance monitoring through direct support and the provision of training to build evaluation capacity in the GNWT.

BUDGET, TREASURY AND DEBT MANAGEMENT**Operations Expenditure Summary**

Expenditure Category	(thousands of dollars)			
	2014-2015 Main Estimates	2013-2014 Revised Estimates	2013-2014 Main Estimates	2012-2013 Actuals
Compensation and Benefits	4,502	4,053	4,053	4,134
Grants and Contributions	-	-	-	5
Other Expenses	23,298	23,444	23,444	6,623
	27,800	27,497	27,497	10,762
Amortization	-	-	-	-
	27,800	27,497	27,497	10,762
Details of Other Expenses				
Travel	166	136	136	121
Materials and Supplies	125	110	110	76
Purchased Services	2,510	2,510	2,510	2,431
Utilities	-	-	-	-
Contract Services	7,278	7,278	7,278	1,098
Fees and Payments	234	234	234	217
Controllable Assets	-	-	-	14
Computer Hardware and Software	19	10	10	9
Valuation Allowances	-	-	-	1,611
Chargebacks	-	-	-	-
Interest	12,966	13,166	13,166	1,046
Loss on Sale of Assets	-	-	-	-
Foreign Currency Exchange Loss	-	-	-	-
	23,298	23,444	23,444	6,623

Program Delivery Details

Budget, Treasury and Debt Management				
Deputy Secretary of the FMB	261	752	252	935
Management Board Secretariat	1,475	1,442	1,442	1,323
Treasury	2,734	1,788	2,288	2,521
Program Review Office	750	735	735	644
Interest - Deh Cho Bridge	8,166	8,166	8,166	-
Mackenzie Valley Fibre Link	7,000	7,000	7,000	-
Interest Expense	4,800	5,000	5,000	1,046
Insurance Premiums	2,240	2,240	2,240	2,197
Tax Commissions	224	224	224	200
Banking Fees	150	150	150	280
Valuation Allowance	-	-	-	1,611
Debt Settlement	-	-	-	5
	27,800	27,497	27,497	10,762

BUDGET, TREASURY AND DEBT MANAGEMENT

Grants and Contributions

	(thousands of dollars)			
	2014-2015 Main Estimates	2013-2014 Revised Estimates	2013-2014 Main Estimates	2012-2013 Actuals
Grants				
Debt Settlement - To record an annual grant-in-kind, equal to the value of interest forgone on the settlement of debt, at zero interest, due to the GNWT.	-	-	-	5
	<u>-</u>	<u>-</u>	<u>-</u>	<u>5</u>

BUDGET, TREASURY AND DEBT MANAGEMENT**Active Positions**

2014-2015	Indeterminate Full Time	Indeterminate Part Time	Seasonal	Total
Regional Allocation				
Yellowknife Headquarters	34	-	-	34
North Slave	-	-	-	-
Tłı̄chǫ	-	-	-	-
South Slave	1	-	-	1
Dehcho	-	-	-	-
Sahtu	-	-	-	-
Beaufort Delta	1	-	-	1
	36	-	-	36
Community Allocation				
Yellowknife Headquarters	34	-	-	34
Regional/Area Offices	2	-	-	2
Other Communities	-	-	-	-
	36	-	-	36

2013-2014	Indeterminate Full Time	Indeterminate Part Time	Seasonal	Total
Regional Allocation				
Yellowknife Headquarters	33	-	-	33
North Slave	-	-	-	-
Tłı̄chǫ	-	-	-	-
South Slave	-	-	-	-
Dehcho	-	-	-	-
Sahtu	-	-	-	-
Beaufort Delta	-	-	-	-
	33	-	-	33
Community Allocation				
Yellowknife Headquarters	33	-	-	33
Regional/Area Offices	-	-	-	-
Other Communities	-	-	-	-
	33	-	-	33

Note 1: Regional and Area Offices include positions located in Yellowknife Regional Offices, Fort Smith, Hay River, Fort Simpson, Norman Wells and Inuvik.

OFFICE OF THE COMPTROLLER GENERAL**Activity Description**

The Office of the Comptroller General is responsible for control of the administration of the Consolidated Revenue Fund with respect to the receipt and payment of public money, accounting policies, the financial records of the GNWT, reporting responsibilities, financial analysis, advice and interpretation, internal auditing and related matters.

Accounting Services is responsible for the development of corporate accounting procedures and policies, administration and integrity of the government's financial information systems, revenue, accounts receivable and accounts payable functions, making territorial power subsidy payments, management of the environmental liability fund, external financing reporting, and providing collections and credit granting functions.

The Information Systems Shared Services Division implements, maintains, and supports the GNWT financial and human resource information systems and tools.

The Employee Services Division is responsible for providing compensation, benefits, and data management services for the Public Service. Regional employee service centres in Behchokò, Fort Simpson, Fort Smith, Hay River, Inuvik, and Norman Wells also offer benefits and data management services. The Division also administers medical travel and dental benefits for the Public Service.

The Financial Shared Services (FSS) Division provides financial transaction processing services to all GNWT Departments and the Northwest Territories Housing Corporation. FSS has service centres in Yellowknife, Inuvik, Norman Wells, Hay River, Fort Smith and Fort Simpson, providing services as outlined through a Service Partnership Agreement with clients.

The Internal Audit Bureau provides an independent, objective internal audit and consulting service to improve the GNWT's operations by bringing a systematic, disciplined approach to evaluate and improve the effectiveness of risk management, internal controls and governance processes.

OFFICE OF THE COMPTROLLER GENERAL

Operations Expenditure Summary

Expenditure Category	(thousands of dollars)			
	2014-2015 Main Estimates	2013-2014 Revised Estimates	2013-2014 Main Estimates	2012-2013 Actuals
Compensation and Benefits	32,719	24,777	24,878	26,561
Grants and Contributions	11,085	11,085	11,085	5,813
Other Expenses	3,718	3,505	2,842	5,049
	<u>47,522</u>	<u>39,367</u>	<u>38,805</u>	<u>37,423</u>
Amortization	2,045	1,952	2,045	2,260
	<u>49,567</u>	<u>41,319</u>	<u>40,850</u>	<u>39,683</u>
Details of Other Expenses				
Travel	217	205	205	172
Materials and Supplies	391	261	265	146
Purchased Services	291	256	256	226
Utilities	-	-	-	-
Contract Services	1,580	1,230	1,230	2,748
Fees and Payments	64	66	66	28
Controllable Assets	28	695	28	13
Computer Hardware and Software	917	562	562	1,479
Valuation Allowances	-	-	-	-
Chargebacks	230	230	230	237
Interest	-	-	-	-
Loss on Sale of Assets	-	-	-	-
Foreign Currency Exchange Loss	-	-	-	-
	<u>3,718</u>	<u>3,505</u>	<u>2,842</u>	<u>5,049</u>

Program Delivery Details

Office of the Comptroller General				
Comptroller General	246	240	240	345
Accounting Services	1,735	1,567	1,567	1,708
Employee Services	8,043	7,074	7,074	7,055
Informatics Shared Services	4,536	4,123	4,123	4,546
Financial Shared Services	8,285	4,175	3,613	3,112
Internal Audit Bureau	1,637	1,603	1,603	1,155
Power Subsidy Program	11,085	11,085	11,085	5,813
Environmental Liabilities	-	-	-	2,282
Employee Dental	4,677	3,627	3,627	4,329
Medical Travel Assistance	7,278	5,873	5,873	7,078
Amortization	2,045	1,952	2,045	2,260
	<u>49,567</u>	<u>41,319</u>	<u>40,850</u>	<u>39,683</u>

Note 1: Employee Dental and Medical Travel Assistance are included in Compensation and Benefits.

OFFICE OF THE COMPTROLLER GENERAL

Grants and Contributions

	(thousands of dollars)			
	2014-2015 Main Estimates	2013-2014 Revised Estimates	2013-2014 Main Estimates	2012-2013 Actuals
Contributions				
Power Subsidy Program: Subsidy program for residential electricity consumers outside of Yellowknife.	11,085	11,085	11,085	5,813
	11,085	11,085	11,085	5,813

OFFICE OF THE COMPTROLLER GENERAL

Active Positions

2014-2015	Indeterminate Full Time	Indeterminate Part Time	Seasonal	Total
Regional Allocation				
Yellowknife Headquarters	128	-	-	128
North Slave	-	-	-	-
Tłı̨chǫ	2	-	-	2
South Slave	23	-	-	23
Dehcho	11	-	-	11
Sahtu	7	-	-	7
Beaufort Delta	23	-	-	23
	194	-	-	194
Community Allocation				
Yellowknife Headquarters	128	-	-	128
Regional/Area Offices	64	-	-	64
Other Communities	2	-	-	2
	194	-	-	194

2013-2014	Indeterminate Full Time	Indeterminate Part Time	Seasonal	Total
Regional Allocation				
Yellowknife Headquarters	102	-	-	102
North Slave	-	-	-	-
Tłı̨chǫ	2	-	-	2
South Slave	12	-	-	12
Dehcho	6	-	-	6
Sahtu	2	-	-	2
Beaufort Delta	22	-	-	22
	146	-	-	146
Community Allocation				
Yellowknife Headquarters	102	-	-	102
Regional/Area Offices	42	-	-	42
Other Communities	2	-	-	2
	146	-	-	146

Note 1: Regional and Area Offices include positions located in Yellowknife Regional Offices, Fort Smith, Hay River, Fort Simpson, Norman Wells and Inuvik.

OFFICE OF THE CHIEF INFORMATION OFFICER**Activity Description**

The Office of the Chief Information Officer (OCIO) is the lead for the development of an effective, comprehensive and current informatics strategy. The strategy guides the development, management and use of the government's information resources, in a manner that supports the government's strategic business goals and operational needs. The Activity is also responsible for the coordination and oversight of the Canadian Radio & Telecommunications Commission (CRTC) and ensures representation before the CRTC on matters affecting both NWT residents and businesses.

The OCIO serves as the GNWT's senior authority on corporate activities associated with Information Systems (IS), Information Technology (IT) and the management of information (IM). The OCIO provides strategic and operational advice to the Informatics Policy Council (IPC), and ensures strategy and policy implementation is undertaken in a timely and consistent manner. Other activities include:

- Collaborate with departments on development of strategic and policy frameworks;
- Provide day-to-day guidance regarding strategy and policy implementation;
- Coordinate all corporate-level processes pertaining to the IM/IS/IT environment;
- Provide governance support for and coordinate the flow of information to the IPC.

OFFICE OF THE CHIEF INFORMATION OFFICER

Operations Expenditure Summary

Expenditure Category	(thousands of dollars)			
	2014-2015 Main Estimates	2013-2014 Revised Estimates	2013-2014 Main Estimates	2012-2013 Actuals
Compensation and Benefits	1,160	1,134	1,134	737
Grants and Contributions	50	100	100	100
Other Expenses	1,043	1,043	1,043	365
	<u>2,253</u>	<u>2,277</u>	<u>2,277</u>	<u>1,202</u>
Amortization	207	144	192	114
	<u>2,460</u>	<u>2,421</u>	<u>2,469</u>	<u>1,316</u>
Details of Other Expenses				
Travel	28	28	28	23
Materials and Supplies	30	30	30	3
Purchased Services	-	-	-	12
Utilities	-	-	-	-
Contract Services	910	910	910	261
Fees and Payments	75	75	75	7
Controllable Assets	-	-	-	29
Computer Hardware and Software	-	-	-	30
Valuation Allowances	-	-	-	-
Chargebacks	-	-	-	-
Interest	-	-	-	-
Loss on Sale of Assets	-	-	-	-
Foreign Currency Exchange Loss	-	-	-	-
	<u>1,043</u>	<u>1,043</u>	<u>1,043</u>	<u>365</u>

Program Delivery Details

Office of the Chief Information Officer	2,203	2,177	2,177	1,102
Broadband Initiatives Support	50	100	100	100
Amortization	207	144	192	114
	<u>2,460</u>	<u>2,421</u>	<u>2,469</u>	<u>1,316</u>

OFFICE OF THE CHIEF INFORMATION OFFICER

Grants and Contributions

	(thousands of dollars)			
	2014-2015 Main Estimates	2013-2014 Revised Estimates	2013-2014 Main Estimates	2012-2013 Actuals
Contributions				
Contribution to Falcon Communications G.P. Ltd. to defray administrative costs associated with Falcon's project to enhance NWT broadband services.	50	100	100	100
	50	100	100	100

OFFICE OF THE CHIEF INFORMATION OFFICER

Active Positions

2014-2015	Indeterminate Full Time	Indeterminate Part Time	Seasonal	Total
Regional Allocation				
Yellowknife Headquarters	10	-	-	10
North Slave	-	-	-	-
Tłı̨chǫ	-	-	-	-
South Slave	-	-	-	-
Dehcho	-	-	-	-
Sahtu	-	-	-	-
Beaufort Delta	-	-	-	-
	10	-	-	10
Community Allocation				
Yellowknife Headquarters	10	-	-	10
Regional/Area Offices	-	-	-	-
Other Communities	-	-	-	-
	10	-	-	10

2013-2014	Indeterminate Full Time	Indeterminate Part Time	Seasonal	Total
Regional Allocation				
Yellowknife Headquarters	10	-	-	10
North Slave	-	-	-	-
Tłı̨chǫ	-	-	-	-
South Slave	-	-	-	-
Dehcho	-	-	-	-
Sahtu	-	-	-	-
Beaufort Delta	-	-	-	-
	10	-	-	10
Community Allocation				
Yellowknife Headquarters	10	-	-	10
Regional/Area Offices	-	-	-	-
Other Communities	-	-	-	-
	10	-	-	10

Note 1: Regional and Area Offices include positions located in Yellowknife Regional Offices, Fort Smith, Hay River, Fort Simpson, Norman Wells and Inuvik.

BUREAU OF STATISTICS

Activity Description

The Bureau of Statistics ensures, as the central statistics agency, the GNWT has appropriate statistical information and provides statistical advice, analysis, and assistance to Departments, regional offices, and central agencies.

BUREAU OF STATISTICS

Operations Expenditure Summary

Expenditure Category	(thousands of dollars)			
	2014-2015 Main Estimates	2013-2014 Revised Estimates	2013-2014 Main Estimates	2012-2013 Actuals
Compensation and Benefits	945	1,168	1,168	804
Grants and Contributions	-	-	-	-
Other Expenses	97	282	282	88
	<u>1,042</u>	<u>1,450</u>	<u>1,450</u>	<u>892</u>
Amortization	-	-	-	-
	<u>1,042</u>	<u>1,450</u>	<u>1,450</u>	<u>892</u>
Details of Other Expenses				
Travel	43	208	208	44
Materials and Supplies	10	20	20	13
Purchased Services	20	20	20	12
Utilities	-	-	-	-
Contract Services	10	10	10	-
Fees and Payments	5	5	5	-
Controllable Assets	-	-	-	3
Computer Hardware and Software	9	19	19	16
Valuation Allowances	-	-	-	-
Chargebacks	-	-	-	-
Interest	-	-	-	-
Loss on Sale of Assets	-	-	-	-
Foreign Currency Exchange Loss	-	-	-	-
	<u>97</u>	<u>282</u>	<u>282</u>	<u>88</u>
Program Delivery Details				
Bureau of Statistics	1,042	1,025	1,025	892
NWT Community Survey	-	425	425	-
	<u>1,042</u>	<u>1,450</u>	<u>1,450</u>	<u>892</u>

BUREAU OF STATISTICS**Active Positions**

2014-2015	Indeterminate Full Time	Indeterminate Part Time	Seasonal	Total
Regional Allocation				
Yellowknife Headquarters	7	-	-	7
North Slave	-	-	-	-
Tłıchǫ	-	-	-	-
South Slave	-	-	-	-
Dehcho	-	-	-	-
Sahtu	-	-	-	-
Beaufort Delta	-	-	-	-
	7	-	-	7
Community Allocation				
Yellowknife Headquarters	7	-	-	7
Regional/Area Offices	-	-	-	-
Other Communities	-	-	-	-
	7	-	-	7

2013-2014	Indeterminate Full Time	Indeterminate Part Time	Seasonal	Total
Regional Allocation				
Yellowknife Headquarters	7	-	-	7
North Slave	-	-	-	-
Tłıchǫ	-	-	-	-
South Slave	-	-	-	-
Dehcho	-	-	-	-
Sahtu	-	-	-	-
Beaufort Delta	-	-	-	-
	7	-	-	7
Community Allocation				
Yellowknife Headquarters	7	-	-	7
Regional/Area Offices	-	-	-	-
Other Communities	-	-	-	-
	7	-	-	7

This page intentionally left blank

LIQUOR REVOLVING FUND

The Liquor Revolving Fund is established under the *Liquor Act (Act)* and provides working capital to finance the operations of the Liquor Licensing Board (Board), the Liquor Commission (Commission) and the administration and enforcement of the Act. The Liquor Licensing Board is responsible for the issuance of all types of liquor permits. The Liquor Licensing and Enforcement Division provides support to the Board, is responsible for the enforcement of liquor-related regulations and restrictions, and assists communities in respect of matters arising under the Act. The Liquor Commission is responsible for the purchase, warehousing, distribution and sale of all alcoholic beverages in the Northwest Territories. The Board, Commission and Liquor Licensing and Enforcement are funded by the sale of alcoholic beverages.

	(thousands of dollars)			
	2014-2015 Main Estimates	2013-2014 Revised Estimates	2013-2014 Main Estimates	2012-2013 Actuals
Authorized Fund Limit	6,500	6,500	6,500	6,500
OPERATING RESULTS				
Income				
Liquor Sales	48,582	47,549	47,549	47,313
Less: Cost of goods sold	16,885	17,239	17,239	17,074
Gross profit from sale of liquor	<u>31,697</u>	<u>30,310</u>	<u>30,310</u>	<u>30,239</u>
Liquor Licensing fees	442	442	442	396
Other income	9	5	5	21
	<u>32,148</u>	<u>30,757</u>	<u>30,757</u>	<u>30,656</u>
Liquor Commission Expenses				
Agency Commissions	4,036	3,086	3,086	2,977
Compensation and Benefits	1,046	1,059	1,059	1,048
Other Expenses	880	836	836	782
Liquor Licensing Board and Enforcement Expenses				
Compensation and Benefits	515	500	500	377
Other Expenses	299	296	296	225
	<u>6,776</u>	<u>5,777</u>	<u>5,777</u>	<u>5,409</u>
NET REVENUES	<u>25,372</u>	<u>24,980</u>	<u>24,980</u>	<u>25,247</u>

Note 1: Any discrepancies between the "Net Revenues" actuals amounts reported above and the "Liquor Commission Net Revenues" actuals reported in the Revenue Summary are due to accounting policy differences with respect to Tangible Capital Asset thresholds and amortization methods of the NWT Liquor Commission and the GNWT.

LIQUOR REVOLVING FUND

Active Positions

2014-2015	Indeterminate Full Time	Indeterminate Part time	Seasonal	Total
Regional Allocation				
Yellowknife Headquarters	-	-	-	-
North Slave	-	-	-	-
Tłı̄chǫ	-	-	-	-
South Slave	14	-	-	14
Dehcho	-	-	-	-
Sahtu	-	-	-	-
Beaufort Delta	-	-	-	-
	14	-	-	14
Community Allocation				
Yellowknife Headquarters	-	-	-	-
Regional/Area Offices	14	-	-	14
Other Communities	-	-	-	-
	14	-	-	14

2013-2014	Indeterminate Full Time	Indeterminate Part time	Seasonal	Total
Regional Allocation				
Yellowknife Headquarters	-	-	-	-
North Slave	-	-	-	-
Tłı̄chǫ	-	-	-	-
South Slave	14	-	-	14
Dehcho	-	-	-	-
Sahtu	-	-	-	-
Beaufort Delta	-	-	-	-
	14	-	-	14
Community Allocation				
Yellowknife Headquarters	-	-	-	-
Regional/Area Offices	14	-	-	14
Other Communities	-	-	-	-
	14	-	-	14

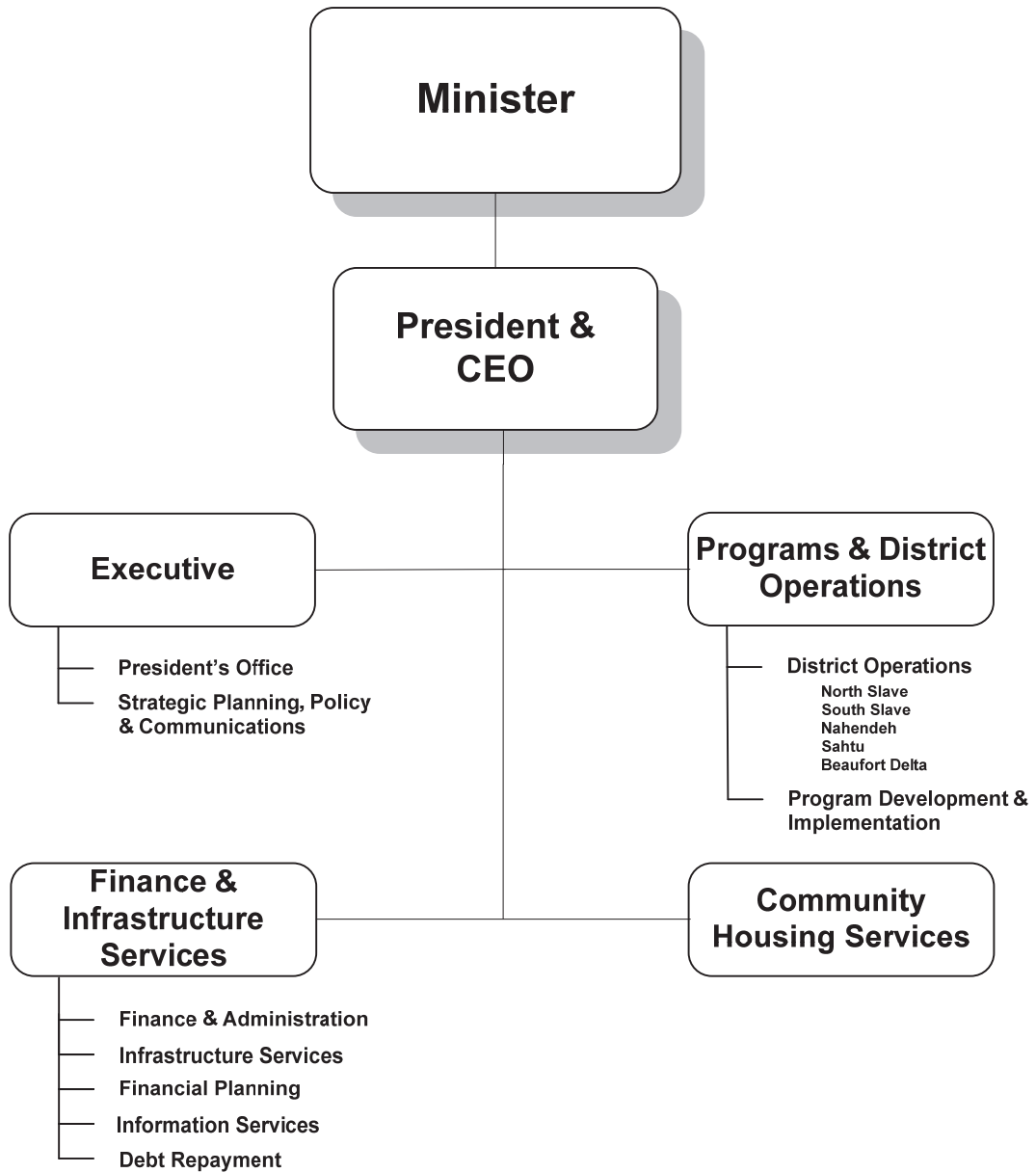
Note 1: Regional and Area Offices include positions located in Yellowknife Regional Offices, Fort Smith, Hay River, Fort Simpson, Norman Wells and Inuvik.

Work Performed on Behalf of Others

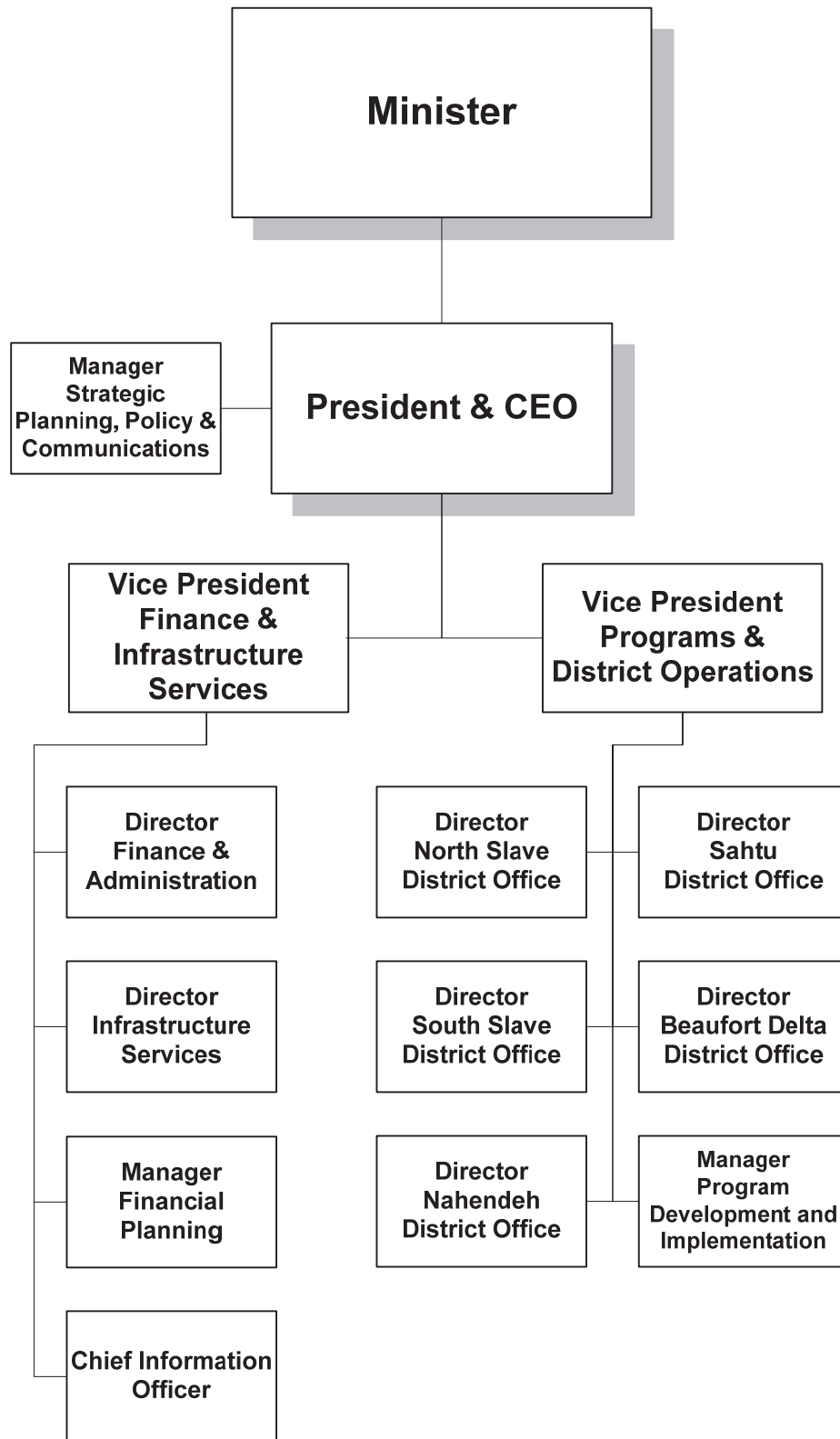
	(thousands of dollars)			
	2014-2015 Main Estimates	2013-2014 Revised Estimates	2013-2014 Main Estimates	2012-2013 Actuals
Interchange Agreement - Assignment to the position of Administrative Coordinator in Aboriginal Affairs and Northern Development Canada.	-	62	-	-
Asset Maintenance - Funding a Senior Finance Officer position to provide financial processing services for the operations, maintenance and project management services for the RCMP owned facilities in the NWT.	116	-	-	-
Inuvialuit Regional Corporation - NWT Bureau of Statistics: Funding a three year project to continue the work on baseline indicators and developing new indicators from administrative data sources.	-	-	-	124
	116	62	-	124

NWT HOUSING CORPORATION

NWT HOUSING CORPORATION



NWT HOUSING CORPORATION



MISSION

The Northwest Territories Housing Corporation (NWT HC) provides access to adequate, suitable and affordable housing. Through the provision of housing programs and services, the NWT HC contributes to the health and education of Northwest Territories (NWT) residents and to the development of sustainable, vibrant and safe communities.

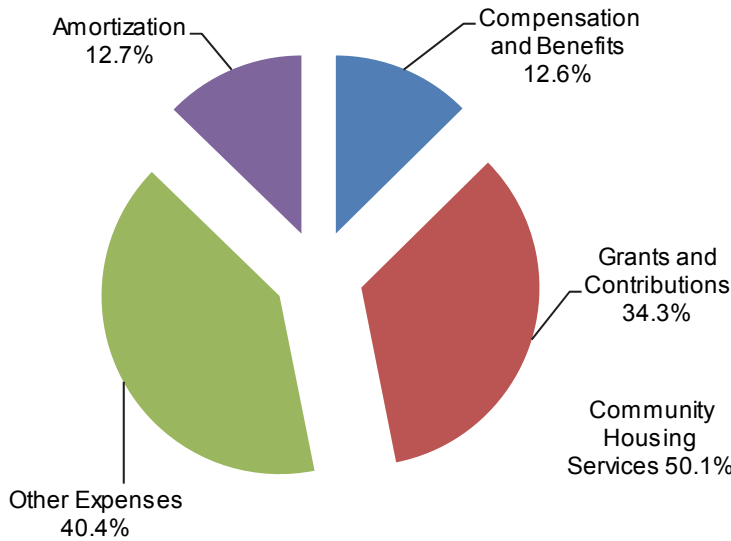
GOALS

1. Increase the supply of adequate, suitable and affordable housing in communities to address the housing needs of NWT residents;
2. Acquire and plan for sufficient land for the purpose of providing affordable housing;
3. Provide homeownership and rental programs and services that are effective and appropriate;
4. Enhance the long term sustainability and energy efficiency of housing in the NWT, and;
5. Promote personal responsibility and accountability for housing through community-based training and support.

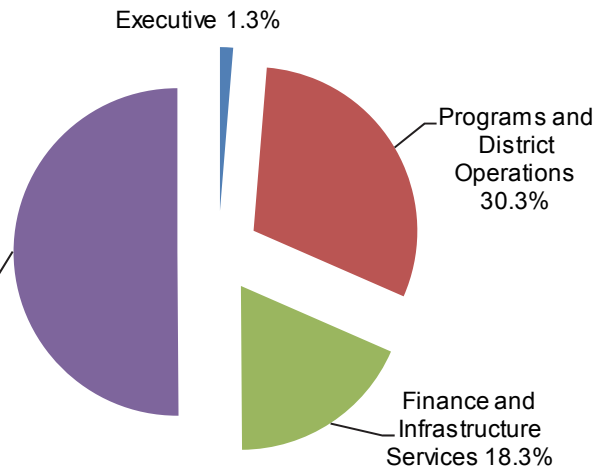
This page intentionally left blank

OPERATIONS EXPENDITURES

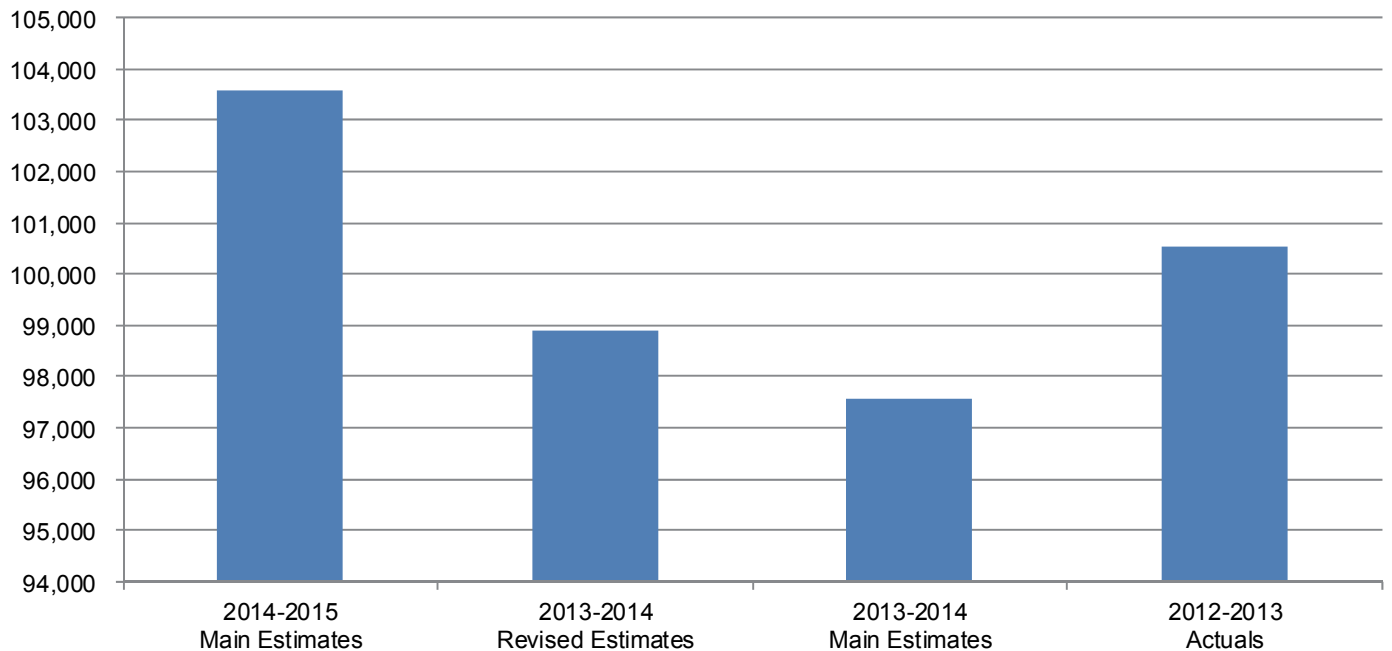
By Expenditure Category



By Activity



**Operations Expenditures Comparison
(thousands of dollars)**



FINANCIAL SUMMARY INFORMATION

	(thousands of dollars)			
	2014-2015 Main Estimates	2013-2014 Revised Estimates	2013-2014 Main Estimates	2012-2013 Actuals
Expenditures				
General Operations				
Community Housing Services	51,898	48,240	46,513	46,849
Unilateral CMHC Programs	2,675	2,675	2,675	3,072
Market Housing Expenditures	443	443	443	459
Transitional Rent Supplement Program	1,050	1,050	1,050	38
Homelessness Fund	705	325	325	181
Compensation and Benefits	13,043	12,862	12,850	13,392
Other Administrative Expenses	4,038	3,988	3,988	3,817
Principal and Interest Payments	6,499	6,617	6,617	8,177
Amortization	13,188	11,942	12,336	11,875
	93,539	88,142	86,797	87,860
Capital and Financing				
Capital Acquisition Plan	38,150	21,448	15,224	14,846
Minor Capital Rental Housing	1,688	2,572	2,572	5,515
Minor Capital Homeownership	7,570	7,689	7,689	7,096
Housing for Staff	783	500	500	75
	48,191	32,209	25,985	27,532
Total Expenditures	141,730	120,351	112,782	115,392
Financing Sources				
CMHC AHI & Renovations Programs	1,840	1,840	1,840	1,840
CMHC Recoveries Capital Improvements	1,468	1,474	1,474	1,562
CMHC Recoveries Unilateral Programs	3,918	3,918	3,918	3,918
CMHC Recoveries O&M Programs	9,922	10,040	10,040	11,234
CMHC Recoveries Debt Repayment	5,055	5,173	5,173	6,709
Sale of Housing Packages and Other Recoveries	1,800	1,800	1,800	1,915
Community Housing Rent Revenue	7,807	7,335	6,116	7,541
Other O&M Revenues	1,200	1,200	1,200	1,646
Lease Revenue	875	893	893	784
Deferred Capital	11,175	6,724	500	-
Non Cash Item - Amortization	13,188	11,942	12,336	11,875
GNWT Contribution	83,482	67,671	67,492	66,961
	141,730	120,010	112,782	115,985
Surplus(Deficit)	-	(341)	-	593

The Financial Summary reflects the 2014-2015 planned expenditures of the Northwest Territories Housing Corporation for general operations and for capital and financing programs, including the Infrastructure Acquisition Plan. The financing for these expenditures includes funding from the Canada Mortgage and Housing Corporation and various other sources. This information is intended for review purposes only and with a net contribution of \$83,482,000 provided by the Government of the Northwest Territories, through our sponsoring department, the Department of Finance.

CORPORATE SUMMARY

The Northwest Territories Housing Corporation (NWT HC) provides social and affordable housing programs and services including subsidized rental and homeownership programs (including purchase and repairs), and unsubsidized rental housing in rural and remote communities. Policy and program development play a key role in creating appropriate programs to address the core housing need of NWT residents and promote self-reliance. The NWT HC incorporates energy-efficient technologies in its housing design and in the retrofitting of housing to improve its sustainability and energy efficiency. The NWT HC also works in partnership with the Canada Mortgage and Housing Corporation (CMHC) to cost-share the development and improvement of housing infrastructure across the NWT. At the community level, the NWT HC partners with Local Housing Organizations, and municipal and Aboriginal governments, to manage and administer community housing services in all 33 communities.

CORPORATE SUMMARY

Operations Expenditure Summary

Expenditure Category	(thousands of dollars)			
	2014-2015 Main Estimates	2013-2014 Revised Estimates	2013-2014 Main Estimates	2012-2013 Actuals
Compensation and Benefits	13,043	12,862	12,850	13,392
Grants and Contributions	35,494	33,255	32,976	34,102
Other Expenses	41,855	40,844	39,396	41,177
	<u>90,392</u>	<u>86,961</u>	<u>85,222</u>	<u>88,671</u>
Amortization	13,188	11,942	12,336	11,875
	<u>103,580</u>	<u>98,903</u>	<u>97,558</u>	<u>100,546</u>
Details of Other Expenses				
Travel	751	711	711	546
Materials and Supplies	213	203	203	193
Purchased Services	424	424	424	434
Utilities	24,906	23,960	22,525	22,424
Contract Services	6,772	6,661	6,641	7,137
Fees and Payments	1,773	1,751	1,758	1,859
Controllable Assets	16	16	16	9
Computer Hardware and Software	166	166	166	151
Valuation Allowances	-	-	-	-
Chargebacks	335	335	335	247
Mortgage Payments – Social Housing Agreement	6,499	6,617	6,617	8,177
Interest	-	-	-	-
Loss on Sale of Assets	-	-	-	-
Foreign Currency Exchange Loss	-	-	-	-
	<u>41,855</u>	<u>40,844</u>	<u>39,396</u>	<u>41,177</u>

ACTIVE POSITIONS – BY REGION

2014-2015	Indeterminate Full Time	Indeterminate Part Time	Seasonal	Total
Regional Allocation				
Yellowknife Headquarters	60	-	-	60
North Slave	12	-	-	12
Tłı̨chǫ	-	-	-	-
South Slave	14	-	-	14
Dehcho	8	-	-	8
Sahtu	9	-	-	9
Beaufort Delta	15	-	-	15
	118	-	-	118
Community Allocation				
Yellowknife Headquarters	60	-	-	60
Regional/Area Offices	58	-	-	58
Other Communities	-	-	-	-
	118	-	-	118
<hr/>				
2013-2014	Indeterminate Full Time	Indeterminate Part Time	Seasonal	Total
Regional Allocation				
Yellowknife Headquarters	62	-	-	62
North Slave	12	-	-	12
Tłı̨chǫ	-	-	-	-
South Slave	13	-	-	13
Dehcho	8	-	-	8
Sahtu	9	-	-	9
Beaufort Delta	13	-	-	13
	117	-	-	117
Community Allocation				
Yellowknife Headquarters	62	-	-	62
Regional/Area Offices	55	-	-	55
Other Communities	-	-	-	-
	117	-	-	117

Note: Regional and Area Offices include positions located in Yellowknife Regional Offices, Fort Smith, Hay River, Fort Simpson, Norman Wells and Inuvik.

This page intentionally left blank

EXECUTIVE

Activity Description

The Executive, comprised of the President's Office and the Strategic Planning, Policy and Communications Division manages the implementation of the Government's direction related to housing.

The President's Office is responsible for supporting the Minister Responsible for the Northwest Territories Housing Corporation (NWT HC), leading the senior management team, and providing overall management and leadership of the NWT HC.

The Strategic Planning, Policy and Communications Division provides support with regard to long-term strategic direction and planning for the NWT HC. This Division is also responsible for strategic and business planning, policy development, qualitative and quantitative research, corporate communications and homelessness initiatives. This Division represents the NWT HC on a Federal/Provincial/Territorial (F/P/T) level, on interdepartmental working groups, and on other committees.

EXECUTIVE

Operations Expenditure Summary

Expenditure Category	(thousands of dollars)			
	2014-2015 Main Estimates	2013-2014 Revised Estimates	2013-2014 Main Estimates	2012-2013 Actuals
Compensation and Benefits	1,174	1,143	1,143	1,279
Grants and Contributions	-	-	-	-
Other Expenses	164	164	164	143
	<u>1,338</u>	<u>1,307</u>	<u>1,307</u>	<u>1,422</u>
Amortization	-	-	-	-
	<u>1,338</u>	<u>1,307</u>	<u>1,307</u>	<u>1,422</u>
Details of Other Expenses				
Travel	93	93	93	35
Materials and Supplies	48	48	48	42
Purchased Services	20	20	20	49
Utilities	-	-	-	-
Contract Services	-	-	-	12
Fees and Payments	3	3	3	5
Controllable Assets	-	-	-	-
Computer Hardware and Software	-	-	-	-
Valuation Allowances	-	-	-	-
Chargebacks	-	-	-	-
Mortgage Payments – Social Housing Agreement	-	-	-	-
Interest	-	-	-	-
Loss on Sale of Assets	-	-	-	-
Foreign Currency Exchange Loss	-	-	-	-
	<u>164</u>	<u>164</u>	<u>164</u>	<u>143</u>

FINANCE AND INFRASTRUCTURE SERVICES

Activity Description

The Finance and Infrastructure Services Branch is comprised of the Finance and Administration Division, Infrastructure Services Division, Financial Planning Division and Information Services Division. Through these units, the Branch manages and administers the NWTHC's financial services, capital planning, land acquisition and planning, information services, asset management and capital infrastructure delivery.

The Finance and Administration Division is responsible for the financial management and administrative functions of the Corporation, including financial support and advice to senior management and other stakeholders including the Local Housing Organizations. The Division provides accounting services such as monitoring and reporting on the financial position of the Corporation and the completion of year-end consolidated financial statements. It is responsible for the treasury function and for the mortgage and debt administration of the Corporation.

The Division provides the asset management function for the Corporation ensuring that over 2,700 owned assets are safeguarded. It supports the property management function of the market housing program and the administration of all leases for supplemental housing units and office space. The Division oversees the administration of the Social Housing and Affordable Housing funding agreements with our federal partner, the Canada Mortgage and Housing Corporation and various other third party agreements where the Corporation provides subsidy assistance and operational support to various non-profit housing organizations.

The Infrastructure Services Division is responsible for the overall development, design and procurement, planning and delivery of capital infrastructure projects in support of the NWTHC's rental and homeownership programs. This Division is also responsible for the planning, procurement, and administration of suitable land for the delivery of housing programs and services and the security of NWTHC assets and mortgage interests. Infrastructure Services is also responsible for the maintenance management of the NWTHC's public housing portfolio in order to ensure its long-term sustainability. The Division provides technical assistance in the development of new housing programs and supports the District Offices in the delivery of the Contributing Assistance for Repairs and Enhancements (CARE) program in collaboration with private homeowners to determine their repair needs and develop scopes of work. Finally, Infrastructure Services is the NWTHC's lead on issues related to energy efficiency and new housing technologies.

The Financial Planning Division is responsible for the coordination of the development of plans for capital infrastructure and minor capital projects, corporate budget development, project and budget change management and variance analysis.

The Information Services Division utilizes information management tools and methodologies to support the business processes of the NWTHC and its community partners. This Division develops NWTHC-specific information tools as well as provides system training that is critical to the delivery of housing programming.

Debt Repayment is the responsibility of this Branch, which refers to the payment of long-term debt to CMHC for the provision of rental housing. The annual principal and interest payments are cost-shared with CMHC as they contribute a significant portion of the funds to service the debt.

FINANCE AND INFRASTRUCTURE SERVICES

Operations Expenditure Summary

	(thousands of dollars)			
	2014-2015 Main Estimates	2013-2014 Revised Estimates	2013-2014 Main Estimates	2012-2013 Actuals
Expenditure Category				
Compensation and Benefits	4,551	4,543	4,543	4,602
Grants and Contributions	5,656	4,993	4,993	3,825
Other Expenses	8,639	8,763	8,763	10,092
	<u>18,846</u>	<u>18,299</u>	<u>18,299</u>	<u>18,519</u>
Amortization	161	146	206	145
	<u>19,007</u>	<u>18,445</u>	<u>18,505</u>	<u>18,664</u>
Details of Other Expenses				
Travel	159	165	165	72
Materials and Supplies	54	54	54	35
Purchased Services	250	250	250	225
Utilities	-	-	-	-
Contract Services	1,173	1,173	1,173	1,156
Fees and Payments	18	18	18	29
Controllable Assets	5	5	5	2
Computer Hardware and Software	146	146	146	149
Valuation Allowances	-	-	-	-
Chargebacks	335	335	335	247
Mortgage Payments – Social Housing Agreement	6,499	6,617	6,617	8,177
Interest	-	-	-	-
Loss on Sale of Assets	-	-	-	-
Foreign Currency Exchange Loss	-	-	-	-
	<u>8,639</u>	<u>8,763</u>	<u>8,763</u>	<u>10,092</u>

FINANCE AND INFRASTRUCTURE SERVICES

Grants and Contributions

	(thousands of dollars)			
	2014-2015 Main Estimates	2013-2014 Revised Estimates	2013-2014 Main Estimates	2012-2013 Actuals
Contributions				
Federal and Territorial Funding to non-profit, community based organizations to support Rent Geared to Income, Co-op and Special Purpose Projects.				
Pre-1986 Private Non-Profit	115	115	115	118
Co-op 2% Writedown	150	150	150	153
Non-profit 2% Writedown	70	70	70	35
Urban Native Fully Targetted	1,150	1,150	1,150	1,368
Non-profit Fully Targetted	745	745	745	1,162
Non-profit Low Rental	5	5	5	-
Co-op ILM Program	1	1	1	-
Other Unilateral Contributions	185	185	185	236
Interest Rate Reserve	254	254	254	-
	2,675	2,675	2,675	3,072
Housing for Staff - Funding to provide incentives to community-based organizations, development corporations and private industry to develop more housing suitable for staff in critical occupational categories.	783	500	500	75
Homelessness Initiatives - Funding to support NWT HC homelessness programs.	705	325	325	181
Transitional Rent Supplement Program - Funding to assist clients who are in core need due to affordability problems and who are not able to access public housing or income support.	1,050	1,050	1,050	38
Market Housing Program - Funding for the provision of unsubsidized rental housing in communities.	443	443	443	459
	5,656	4,993	4,993	3,825

This page intentionally left blank

PROGRAMS AND DISTRICT OPERATIONS

Activity Description

The Programs and District Operations Branch provide corporate support and oversight to the NWT HC's five District Offices in the delivery of programs and services to the residents of the NWT. This includes the development, implementation, training, monitoring, and delivery of programs and initiatives that optimize the NWT HC's responsiveness to housing needs in the NWT, ensuring a continuity of approach to program delivery and implementation.

District Operations support communities in program and service delivery through five District Offices. These District Offices are responsible for the administration of district capital and program delivery. District Offices also play a pivotal role in lands acquisition and development, maintenance, training, and work closely with stakeholders at the community level. District Offices work with Local Housing Organizations (LHOs) and NWT residents to identify options and programming to assist families in decision making regarding their housing needs. An important component of the relationship between districts and clients are the services related to mortgage advice and counselling, as well as services provided to clients under the Homeownership Entry Level Program (HELP) designed to prepare them for future homeownership.

The Program Development and Implementation Division works closely with district and community housing providers, LHOs, to ensure compliance with existing policies and procedures, as well as developing and updating operational policies while ensuring that District Offices and LHOs have the support and capacity required to effectively deliver the NWT HC's programs and services.

PROGRAMS AND DISTRICT OPERATIONS

Operations Expenditure Summary

Expenditure Category	(thousands of dollars)			
	2014-2015 Main Estimates	2013-2014 Revised Estimates	2013-2014 Main Estimates	2012-2013 Actuals
Compensation and Benefits	7,318	7,176	7,164	7,511
Grants and Contributions	9,258	10,261	10,261	12,611
Other Expenses	1,734	1,678	1,678	1,759
	<u>18,310</u>	<u>19,115</u>	<u>19,103</u>	<u>21,881</u>
Amortization	13,027	11,796	12,130	11,730
	<u>31,337</u>	<u>30,911</u>	<u>31,233</u>	<u>33,611</u>
Details of Other Expenses				
Travel	499	453	453	439
Materials and Supplies	111	101	101	116
Purchased Services	154	154	154	160
Utilities	-	-	-	-
Contract Services	875	875	875	972
Fees and Payments	64	64	64	63
Controllable Assets	11	11	11	7
Computer Hardware and Software	20	20	20	2
Valuation Allowances	-	-	-	-
Chargebacks	-	-	-	-
Mortgage Payments – Social Housing Agreement	-	-	-	-
Interest	-	-	-	-
Loss on Sale of Assets	-	-	-	-
Foreign Currency Exchange Loss	-	-	-	-
	<u>1,734</u>	<u>1,678</u>	<u>1,678</u>	<u>1,759</u>

Program Delivery Details

Program Delivery Support	423	413	413	484
Programs, Development & Implementation	1,081	832	832	902
North Slave District	4,442	4,392	4,392	4,010
South Slave District	3,302	3,823	3,820	4,540
Nahendeh District	2,556	2,457	2,456	5,395
Sahtu District	2,925	3,046	3,042	3,063
Beaufort Delta District	3,581	4,152	4,148	3,487
Amortization	13,027	11,796	12,130	11,730
	<u>31,337</u>	<u>30,911</u>	<u>31,233</u>	<u>33,611</u>

PROGRAMS AND DISTRICT OPERATIONS

Grants and Contributions

(thousands of dollars)

	2014-2015 Main Estimates	2013-2014 Revised Estimates	2013-2014 Main Estimates	2012-2013 Actuals
Contributions				
Minor Capital Contributions - Funding to assist families and communities for the provision of social housing.				
Rental Housing Programs				
Maintenance & Improvement	1,688	2,572	2,572	5,515
	<u>1,688</u>	<u>2,572</u>	<u>2,572</u>	<u>5,515</u>
Homeownership Programs				
Providing Assistance for Territorial Homeownership (PATH)	510	695	695	530
Contributing Assistance for Residential Enhancements (CARE)	5,028	4,541	4,541	4,034
CARE Preventative Maintenance	872	619	619	838
Securing Assistance for Emergencies (SAFE)	1,160	1,020	1,020	64
CMHC Repair Programs	-	814	814	1,630
	<u>7,570</u>	<u>7,689</u>	<u>7,689</u>	<u>7,096</u>
	<u>9,258</u>	<u>10,261</u>	<u>10,261</u>	<u>12,611</u>

This page intentionally left blank

COMMUNITY HOUSING SERVICES

Activity Description

The NWTHC operates approximately 2,730 rental housing units in 33 communities across the NWT including subsidized public housing and affordable housing units. The Local Housing Organizations (LHOs) provide, under an agency agreement with the NWTHC, property management services including the allocation of units, the assessment of rent, the collection of rents, and the provision of preventative and demand maintenance services. In addition, LHOs provide assistance and support to housing clients in accessing NWTHC homeownership programs.

Each local housing organization has an advisory board that oversees operations. The NWTHC's District Offices also work in partnership with Aboriginal and Community Governments to manage community housing operations in communities where an LHO has not been established.

COMMUNITY HOUSING SERVICES

Operations Expenditure Summary

Expenditure Category	(thousands of dollars)			
	2014-2015 Main Estimates	2013-2014 Revised Estimates	2013-2014 Main Estimates	2012-2013 Actuals
Compensation and Benefits	-	-	-	-
Grants and Contributions	20,580	18,001	17,722	17,666
Other Expenses	31,318	30,239	28,791	29,183
	<u>51,898</u>	<u>48,240</u>	<u>46,513</u>	<u>46,849</u>
Amortization	-	-	-	-
	<u>51,898</u>	<u>48,240</u>	<u>46,513</u>	<u>46,849</u>
Details of Other Expenses				
Travel	-	-	-	-
Materials and Supplies	-	-	-	-
Purchased Services	-	-	-	-
Utilities	24,906	23,960	22,525	22,424
Contract Services	4,724	4,613	4,593	4,997
Fees and Payments	1,688	1,666	1,673	1,762
Controllable Assets	-	-	-	-
Computer Hardware and Software	-	-	-	-
Valuation Allowances	-	-	-	-
Chargebacks	-	-	-	-
Mortgage Payments – Social Housing Agreement	-	-	-	-
Interest	-	-	-	-
Loss on Sale of Assets	-	-	-	-
Foreign Currency Exchange Loss	-	-	-	-
	<u>31,318</u>	<u>30,239</u>	<u>28,791</u>	<u>29,183</u>

Program Delivery Details

Grants and Contributions	20,580	18,001	17,722	17,666
Electrical Power	8,983	8,551	7,663	7,728
Heating Fuel	9,081	8,515	7,926	7,964
Water & Sanitation	6,842	6,894	6,936	6,732
Rent Supplement Leasing	4,357	4,253	4,233	4,645
CHS Audit Costs	367	360	360	352
Property Taxes & Land Leases	1,688	1,666	1,673	1,762
	<u>51,898</u>	<u>48,240</u>	<u>46,513</u>	<u>46,849</u>

COMMUNITY HOUSING SERVICES

Grants and Contributions

	(thousands of dollars)			
	2014-2015 Main Estimates	2013-2014 Revised Estimates	2013-2014 Main Estimates	2012-2013 Actuals
Contributions				
Administration - Funding for LHO's to provide property management services.	7,522	6,759	6,724	6,762
Maintenance - Funding for LHO's to undertake demand and preventative maintenance activities to support the provision of good quality housing.	11,948	10,292	10,048	10,558
Apprentices - Funding for LHO's to hire apprentices to increase the supply of qualified tradespersons.	733	700	700	346
Deficit Funding - Funding to assist LHO's in addressing accumulated deficits.	250	250	250	-
Training and Support Workshops - Funding to provide LHO staff with additional training and support through workshops.	127	-	-	-
	20,580	18,001	17,722	17,666

LEASE COMMITMENTS - INFRASTRUCTURE

Type of Property	Community	(thousands of dollars)	
		2014-2015 Main Estimates	Future Lease Payments
North Slave District			
Social Housing	49 units, Yellowknife	550	365
Social Housing	2 units, Behchokò	32	50
Affordable Housing	8 units, Behchokò	19	-
Affordable Housing	1 unit, Whatì	26	47
Office Space	Yellowknife, Headquarters	999	8,491
Office Space	Yellowknife, North Slave District	217	36
South Slave District			
Social Housing	3 units, Fort Providence	43	68
Office Space	Hay River	18	-
Sahtu District			
Office Space	Norman Wells	94	180
Beaufort Delta District			
Social Housing	36 units, Inuvik	641	1,816
Office Space	Inuvik	183	483
		2,822	11,536

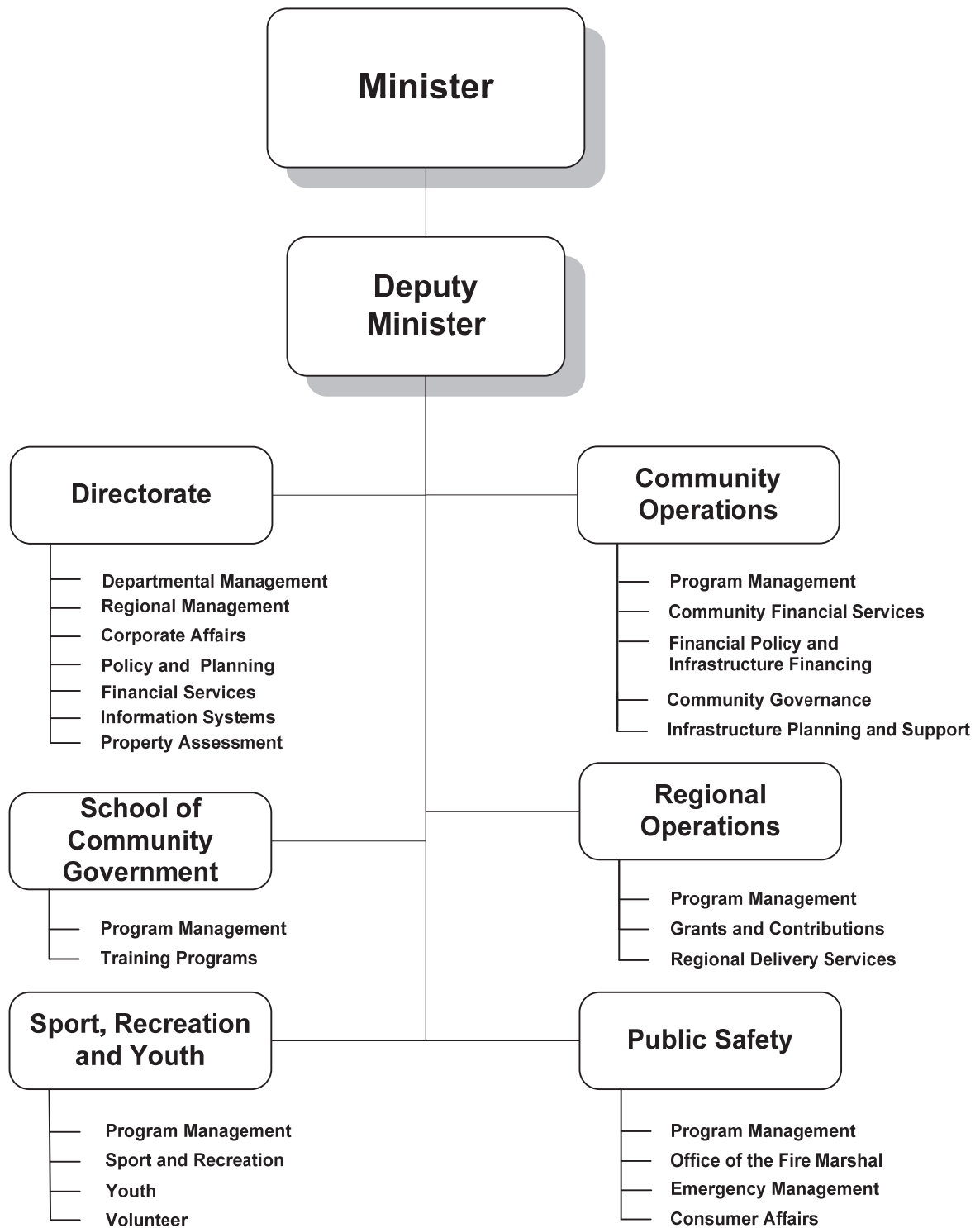
Note 1: The above leases do not include capital leases. In the event a lease is deemed to be a capital lease the associated asset is included in tangible capital assets and amortized over the useful life of the asset; and the lease is recorded as a financial liability.

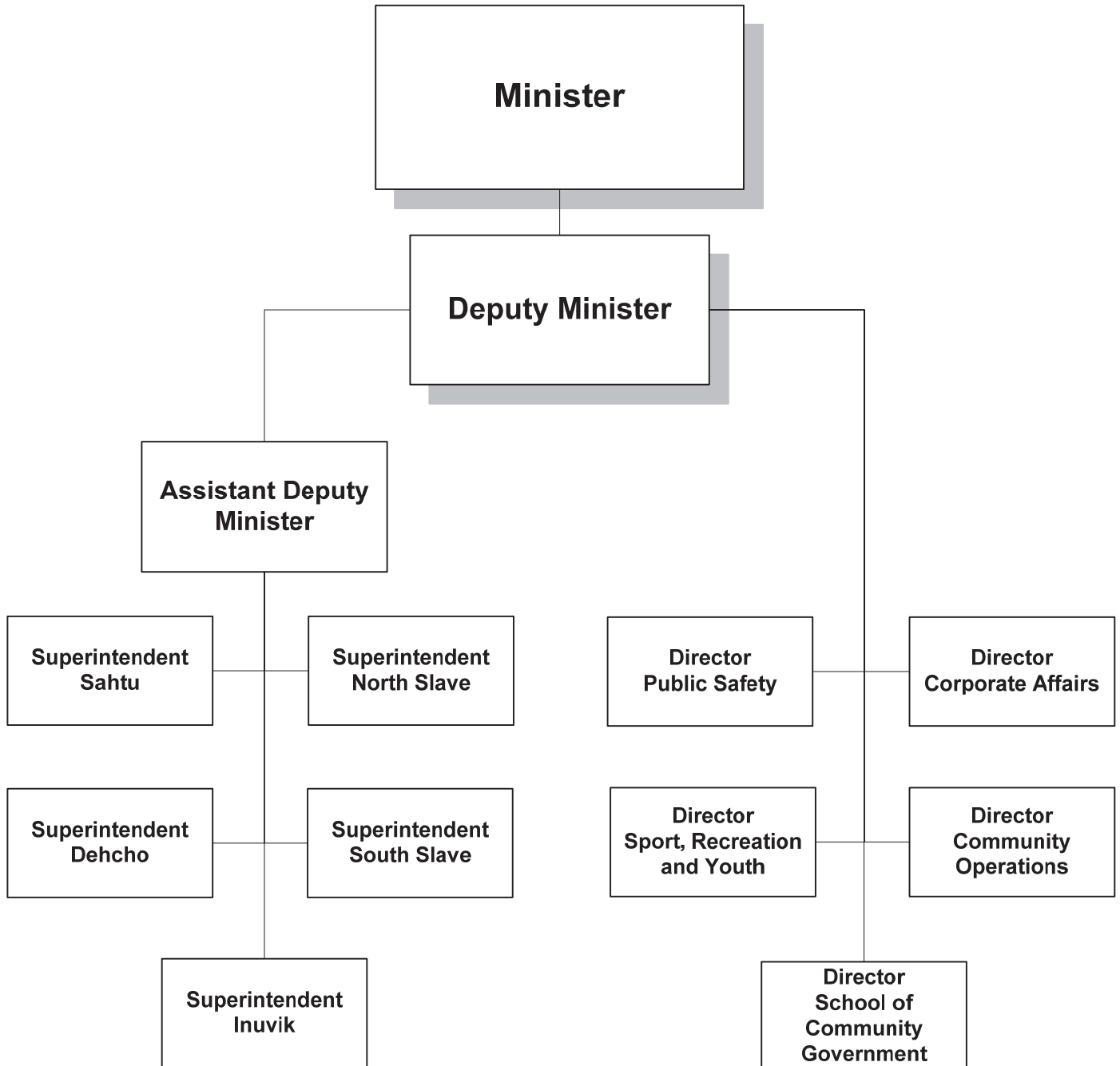
Note 2: The Main Estimate and Future Lease Payments represent the Base Rent cost and excludes the Operations and Maintenance component of the total Lease costs.

INFRASTRUCTURE INVESTMENT SUMMARY

	(thousands of dollars)			
	2014-2015 Main Estimates	2013-2014 Revised Estimates	2013-2014 Main Estimates	2012-2013 Actuals
BEGINNING OF THE YEAR				
Cost of assets in service	399,956	378,508	394,366	372,367
Accumulated amortization	(171,142)	(159,200)	(162,106)	(150,258)
Net book value	<u>228,814</u>	<u>219,308</u>	<u>232,260</u>	<u>222,109</u>
CHANGES DURING BUDGET YEAR				
Assets put into service during the year	38,150	21,448	15,224	14,874
Disposals	-	-	(768)	(5,800)
Amortization expense	(13,188)	(11,942)	(12,336)	(11,875)
END OF THE YEAR				
Net book value of assets in service	253,776	228,814	234,380	219,308
Work in progress	13,942	13,942	13,453	13,942
TOTAL NET BOOK VALUE AND WORK IN PROGRESS				
	<u>267,718</u>	<u>242,756</u>	<u>247,833</u>	<u>233,250</u>
CALCULATION OF ASSETS PUT INTO SERVICE				
Work in progress, beginning of the year	13,942	13,942	13,453	13,453
Capital Investment Expenditures per Infrastructure Acquisition Plan (TCA)	38,150	21,448	15,224	15,363
Less work in progress, end of the year	(13,942)	(13,942)	(13,453)	(13,942)
Assets put into service during the year	<u>38,150</u>	<u>21,448</u>	<u>15,224</u>	<u>14,874</u>

MUNICIPAL AND COMMUNITY AFFAIRS





MISSION

The Minister and the Department are responsible for the development and maintenance of community governments, responsive and responsible to the residents, with sufficient legal authority and resources to carry out community responsibilities, to provide their public programs and services essential to good community life and to deal effectively with other governments and organizations. The Minister and Department are also responsible for protecting the interests of consumers.

GOALS

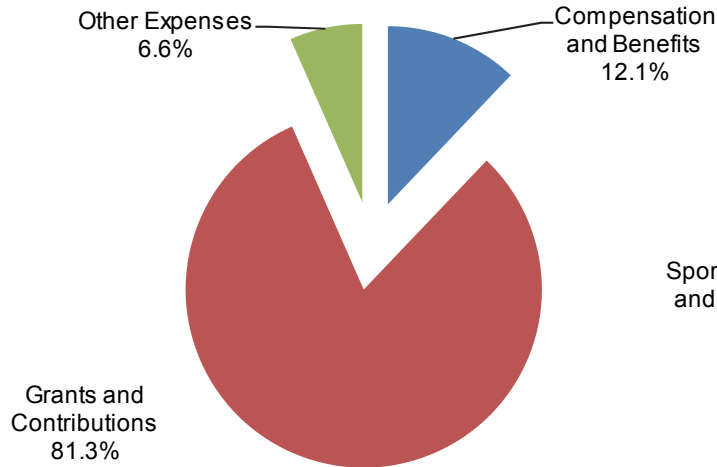
To support this vision and mission, the Department of Municipal and Community Affairs works to achieve the following goals:

1. Strong communities through effective local governance.
2. Sound financial management - financial policies, programs and partnerships that provide community governments with sufficient funding and authority to deliver quality public services.
3. A dynamic policy framework - legislation, policies and procedures responsive to the changing needs of community governments and stakeholders.
4. Effective communication - a comprehensive framework that guides communication within MACA and between government departments and stakeholders.
5. Effective infrastructure management - community capacity to effectively respond to increased responsibility for infrastructure development and maintenance.
6. Increased public safety - quality public programs and services to educate and improve the safety of NWT residents.
7. Environmentally sustainable communities - promote and encourage the use of best practices related to energy conservation and climate change adaptation.
8. Confident and capable community governments - knowledgeable and skilled community government staff.
9. Vibrant and healthy communities - partner with a broad base of stakeholders to encourage healthy lifestyle choices with a focus on physical activity, youth and volunteer initiatives.

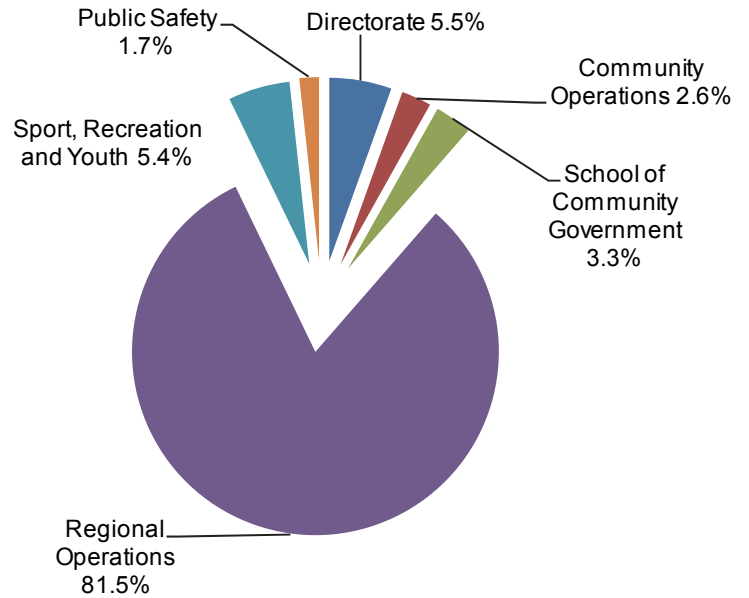
This page intentionally left blank

OPERATIONS EXPENDITURES

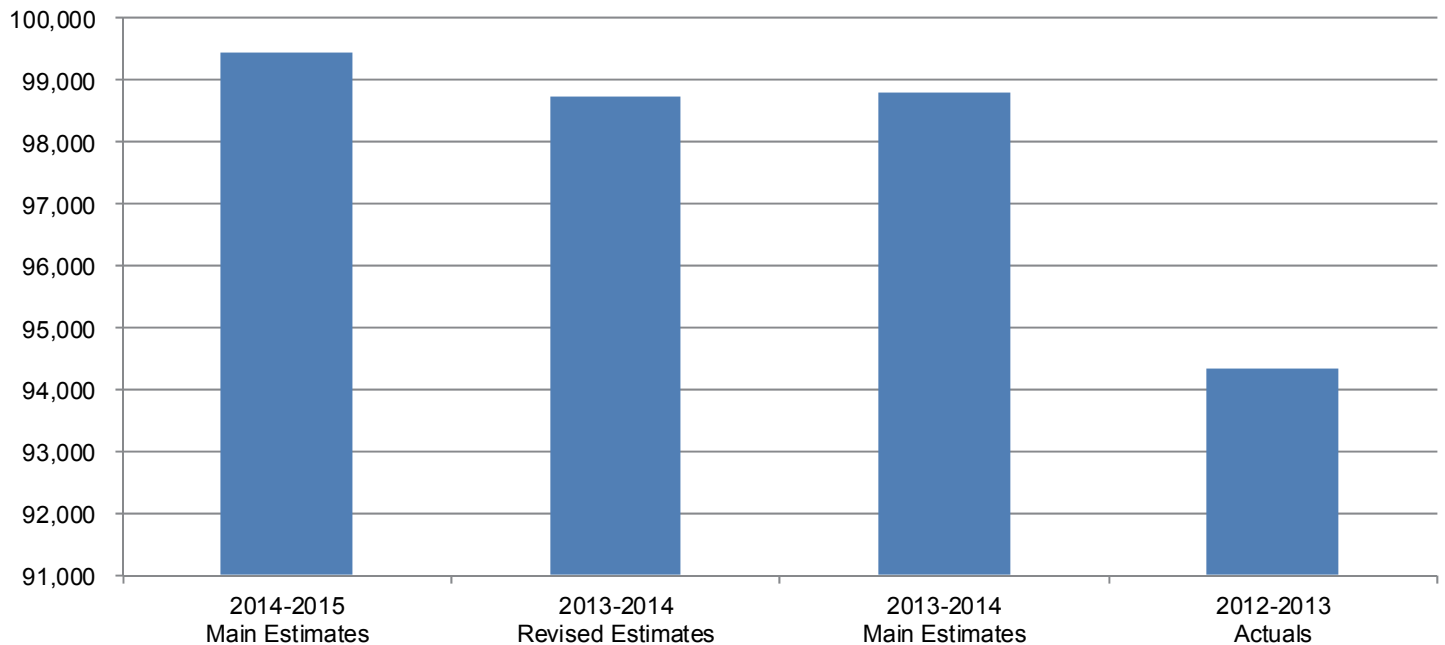
By Expenditure Category



By Activity



**Operations Expenditures Comparison
(thousands of dollars)**



OPERATIONS EXPENDITURE SUMMARY

Expenditure Category	(thousands of dollars)			
	2014-2015 Main Estimates	2013-2014 Revised Estimates	2013-2014 Main Estimates	2012-2013 Actuals
Compensation and Benefits	12,039	14,055	14,115	14,109
Grants and Contributions	80,846	77,439	77,439	73,726
Other Expenses	6,556	7,075	7,072	6,348
	<u>99,441</u>	<u>98,569</u>	<u>98,626</u>	<u>94,183</u>
Amortization	10	160	160	159
	<u>99,451</u>	<u>98,729</u>	<u>98,786</u>	<u>94,342</u>
Details of Other Expenses				
Travel	2,049	2,093	2,090	1,454
Materials and Supplies	606	651	651	525
Purchased Services	591	617	617	487
Utilities	23	23	23	1
Contract Services	2,492	2,679	2,679	2,569
Fees and Payments	68	128	128	266
Controllable Assets	-	-	-	207
Computer Hardware and Software	88	111	111	132
Valuation Allowances	-	-	-	-
Chargebacks	639	773	773	707
Interest	-	-	-	-
Loss on Sale of Assets	-	-	-	-
Foreign Currency Exchange Loss	-	-	-	-
	<u>6,556</u>	<u>7,075</u>	<u>7,072</u>	<u>6,348</u>

INFRASTRUCTURE INVESTMENT SUMMARY

(thousands of dollars)

	2014-2015 Main Estimates	2013-2014 Revised Estimates	2013-2014 Main Estimates	2012-2013 Actuals
BEGINNING OF THE YEAR				
Cost of assets in service	1,994	1,994	1,994	1,994
Accumulated amortization	(1,140)	(980)	(982)	(821)
Net book value	854	1,014	1,012	1,173
CHANGES DURING BUDGET YEAR				
Assets put into service during the year	-	-	-	-
Disposals	(600)	-	-	-
Amortization expense	(10)	(160)	(160)	(159)
END OF THE YEAR				
Net book value of assets in service	244	854	852	1,014
Work in progress	-	-	-	-
TOTAL NET BOOK VALUE AND WORK IN PROGRESS	244	854	852	1,014
CALCULATION OF ASSETS PUT INTO SERVICE				
Work in progress, beginning of the year	-	-	-	-
Capital Investment Expenditures per Infrastructure Acquisition Plan (TCA)	-	-	-	-
Less work in progress, end of the year	-	-	-	-
Assets put into service during the year	-	-	-	-
INFRASTRUCTURE INVESTMENT				
Large Capital Projects	28,002	34,454	28,002	31,415
Small Capital Projects	-	-	-	-
Information Technology Projects	-	-	-	-
TOTAL INFRASTRUCTURE INVESTMENT	28,002	34,454	28,002	31,415
ALLOCATED TO:				
Tangible Capital Assets	-	-	-	-
Infrastructure Contributions	28,002	34,454	28,002	31,415
	28,002	34,454	28,002	31,415

REVENUE SUMMARY

	(thousands of dollars)			
	2014-2015 Main Estimates	2013-2014 Revised Estimates	2013-2014 Main Estimates	2012-2013 Actuals
Transfer Payments				
Capital Transfers - Building Canada Plan	2,374	2,374	-	2,119
General				
<i>Regulatory Revenue</i>				
Lottery Licences	50	50	50	32
Business Licences	31	31	31	52
Land Document Fees	-	7	7	4
Quarry Fees	-	20	20	-
Real Estate Agents and Salepersons	3	3	3	3
Vendor/Direct Seller Licences	13	13	13	3
Collection Agency Licenses	7	7	7	4
Plan Review Fees	15	15	15	9
Registration Fees	68	68	68	58
Quarry Royalties	-	-	-	91
<i>Lease</i>				
Land Leases	-	700	700	991
<i>Program</i>				
Joint Emergency Preparedness	-	-	-	38
Nahanni Butte Flood	-	-	-	1,749
	<u>187</u>	<u>914</u>	<u>914</u>	<u>3,034</u>
	<u>2,561</u>	<u>3,288</u>	<u>914</u>	<u>5,153</u>

ACTIVE POSITION SUMMARY

2014-2015	Indeterminate Full Time	Indeterminate Part Time	Seasonal	Total
Regional Allocation				
Yellowknife Headquarters	52	-	-	52
North Slave	5	-	-	5
Tłı̄chǫ	3	-	-	3
South Slave	9	-	-	9
Dehcho	9	-	-	9
Sahtu	8	-	-	8
Beaufort Delta	9	-	-	9
	95	-	-	95
Community Allocation				
Yellowknife Headquarters	52	-	-	52
Regional/Area Offices	43	-	-	43
Other Communities	-	-	-	-
	95	-	-	95

2013-2014	Indeterminate Full Time	Indeterminate Part Time	Seasonal	Total
Regional Allocation				
Yellowknife Headquarters	63	-	-	63
North Slave	7	-	-	7
Tłı̄chǫ	3	-	-	3
South Slave	11	-	-	11
Dehcho	10	-	-	10
Sahtu	10	-	-	10
Beaufort Delta	11	-	-	11
	115	-	-	115
Community Allocation				
Yellowknife Headquarters	63	-	-	63
Regional/Area Offices	52	-	-	52
Other Communities	-	-	-	-
	115	-	-	115

Note 1: Regional and Area Offices include positions located in Yellowknife Regional Offices, Fort Smith, Hay River, Fort Simpson, Norman Wells and Inuvik.

This page intentionally left blank

DIRECTORATE**Activity Description**

Departmental Management coordinates the development and the implementation of the Department's strategies with the senior management team and links the Department's activity to the goals of the Minister and Government. Regional Management oversees operations in the regional offices.

Corporate Affairs coordinates planning and reporting activities for the Department, provides expert financial, policy and information systems advice and manages many administrative services. Policy and Planning provides strategic planning, legislative, research and policy support to the Minister and Deputy Minister and supports many Departmental information and communications activities. Financial Services provides financial and administrative support to the Department and coordinates services such as the development and monitoring of departmental business plans and annual budgets. Information Systems supports the Department by providing expert advice on department-specific applications and information systems. The Property Assessment section values all land and improvements in the Northwest Territories, with the exception of the City of Yellowknife, by conducting property assessments in accordance with the *Property Assessment and Taxation Act and Regulations*.

DIRECTORATE**Operations Expenditure Summary**

Expenditure Category	(thousands of dollars)			
	2014-2015 Main Estimates	2013-2014 Revised Estimates	2013-2014 Main Estimates	2012-2013 Actuals
Compensation and Benefits	2,845	2,126	2,194	2,594
Grants and Contributions	638	638	638	470
Other Expenses	1,972	1,563	1,563	1,017
	<u>5,455</u>	<u>4,327</u>	<u>4,395</u>	<u>4,081</u>
Amortization	-	-	-	-
	<u>5,455</u>	<u>4,327</u>	<u>4,395</u>	<u>4,081</u>
Details of Other Expenses				
Travel	281	219	219	142
Materials and Supplies	99	103	103	26
Purchased Services	166	164	164	64
Utilities	-	-	-	-
Contract Services	782	299	299	69
Fees and Payments	-	-	-	7
Controllable Assets	-	-	-	1
Computer Hardware and Software	5	5	5	1
Valuation Allowances	-	-	-	-
Chargebacks	639	773	773	707
Interest	-	-	-	-
Loss on Sale of Assets	-	-	-	-
Foreign Currency Exchange Loss	-	-	-	-
	<u>1,972</u>	<u>1,563</u>	<u>1,563</u>	<u>1,017</u>

Program Delivery Details

Departmental Management	696	687	687	877
Other Grants & Contributions	638	638	638	470
Regional Management	217	350	350	276
Corporate Affairs	467	461	461	424
Policy and Planning	632	620	620	606
Financial Services	485	575	643	586
Information Systems	865	996	996	842
Property Assessment	1,455	-	-	-
	<u>5,455</u>	<u>4,327</u>	<u>4,395</u>	<u>4,081</u>

DIRECTORATE**Grants and Contributions**

	(thousands of dollars)			
	2014-2015 Main Estimates	2013-2014 Revised Estimates	2013-2014 Main Estimates	2012-2013 Actuals
Grants				
Community Government Funding - Funds allocated in accordance with the Extraordinary Funding Policy.	168	168	168	-
	<u>168</u>	<u>168</u>	<u>168</u>	<u>-</u>
Contributions				
Contribution Funding - Contribution funding is provided to NWT Association of Communities, Local Government Administrators of the NWT and Arctic Energy Alliance who work in partnership with the Department to achieve the Department's mission and goals.	470	470	470	470
	<u>470</u>	<u>470</u>	<u>470</u>	<u>470</u>
	<u>638</u>	<u>638</u>	<u>638</u>	<u>470</u>

DIRECTORATE**Active Positions**

2014-2015	Indeterminate Full Time	Indeterminate Part Time	Seasonal	Total
Regional Allocation				
Yellowknife Headquarters	20	-	-	20
North Slave	-	-	-	-
Tłı̨chǫ	-	-	-	-
South Slave	-	-	-	-
Dehcho	-	-	-	-
Sahtu	-	-	-	-
Beaufort Delta	-	-	-	-
	20	-	-	20
Community Allocation				
Yellowknife Headquarters	20	-	-	20
Regional/Area Offices	-	-	-	-
Other Communities	-	-	-	-
	20	-	-	20

2013-2014	Indeterminate Full Time	Indeterminate Part Time	Seasonal	Total
Regional Allocation				
Yellowknife Headquarters	15	-	-	15
North Slave	-	-	-	-
Tłı̨chǫ	-	-	-	-
South Slave	-	-	-	-
Dehcho	-	-	-	-
Sahtu	-	-	-	-
Beaufort Delta	-	-	-	-
	15	-	-	15
Community Allocation				
Yellowknife Headquarters	15	-	-	15
Regional/Area Offices	-	-	-	-
Other Communities	-	-	-	-
	15	-	-	15

Note 1: Regional and Area Offices include positions located in Yellowknife Regional Offices, Fort Smith, Hay River, Fort Simpson, Norman Wells and Inuvik.

PUBLIC SAFETY**Activity Description**

Public Safety coordinates key regulatory programs and services within the Department that support the safety and protection of residents of the Northwest Territories.

Program Management coordinates the work of the division.

The Office of the Fire Marshal administers the *Fire Prevention Act*, reviews plans for new construction and major renovation projects, conducts fire safety inspections and takes enforcement action when fire safety regulations are contravened.

Emergency Management is responsible for territorial and community emergency management and planning supporting community based search and rescue activities.

Consumer Affairs administers consumer, lottery business and real estate agent licensing and responds to consumer complaints.

PUBLIC SAFETY**Operations Expenditure Summary**

	(thousands of dollars)			
	2014-2015 Main Estimates	2013-2014 Revised Estimates	2013-2014 Main Estimates	2012-2013 Actuals
Expenditure Category				
Compensation and Benefits	762	849	849	792
Grants and Contributions	400	200	200	120
Other Expenses	555	580	580	854
	<u>1,717</u>	<u>1,629</u>	<u>1,629</u>	<u>1,766</u>
Amortization	-	-	-	-
	<u>1,717</u>	<u>1,629</u>	<u>1,629</u>	<u>1,766</u>
Details of Other Expenses				
Travel	140	165	165	190
Materials and Supplies	50	50	50	144
Purchased Services	5	5	5	69
Utilities	-	-	-	-
Contract Services	355	355	355	372
Fees and Payments	-	-	-	32
Controllable Assets	-	-	-	-
Computer Hardware and Software	5	5	5	47
Valuation Allowances	-	-	-	-
Chargebacks	-	-	-	-
Interest	-	-	-	-
Loss on Sale of Assets	-	-	-	-
Foreign Currency Exchange Loss	-	-	-	-
	<u>555</u>	<u>580</u>	<u>580</u>	<u>854</u>
Program Delivery Details				
Program Management	302	298	298	283
Community Government Grants & Contributions	400	200	200	120
Office of the Fire Marshal	471	595	595	470
Emergency Management	308	303	303	747
Consumer Affairs	236	233	233	146
	<u>1,717</u>	<u>1,629</u>	<u>1,629</u>	<u>1,766</u>

PUBLIC SAFETY**Grants and Contributions**

	(thousands of dollars)			
	2014-2015 Main Estimates	2013-2014 Revised Estimates	2013-2014 Main Estimates	2012-2013 Actuals
Contributions				
Ground Ambulance and Highway Rescue	400	200	200	120
	<u>400</u>	<u>200</u>	<u>200</u>	<u>120</u>
	<u>400</u>	<u>200</u>	<u>200</u>	<u>120</u>

PUBLIC SAFETY**Active Positions**

2014-2015	Indeterminate Full Time	Indeterminate Part Time	Seasonal	Total
Regional Allocation				
Yellowknife Headquarters	6	-	-	6
North Slave	-	-	-	-
Tłı̄chǫ	-	-	-	-
South Slave	-	-	-	-
Dehcho	-	-	-	-
Sahtu	-	-	-	-
Beaufort Delta	-	-	-	-
	6	-	-	6
Community Allocation				
Yellowknife Headquarters	6	-	-	6
Regional/Area Offices	-	-	-	-
Other Communities	-	-	-	-
	6	-	-	6

2013-2014	Indeterminate Full Time	Indeterminate Part Time	Seasonal	Total
Regional Allocation				
Yellowknife Headquarters	6	-	-	6
North Slave	-	-	-	-
Tłı̄chǫ	-	-	-	-
South Slave	-	-	-	-
Dehcho	-	-	-	-
Sahtu	-	-	-	-
Beaufort Delta	-	-	-	-
	6	-	-	6
Community Allocation				
Yellowknife Headquarters	6	-	-	6
Regional/Area Offices	-	-	-	-
Other Communities	-	-	-	-
	6	-	-	6

Note 1: Regional and Area Offices include positions located in Yellowknife Regional Offices, Fort Smith, Hay River, Fort Simpson, Norman Wells and Inuvik.

COMMUNITY OPERATIONS

Activity Description

Community Operations coordinates many of the functions that support community governments. Program Management coordinates the work of the division.

The Community Financial Services section coordinates financial advisory services to community governments to help promote their financial viability, good financial management and proper financial reporting practices.

The Community Governance section coordinates the Department's involvement in the implementation of Aboriginal land claims and self-government processes; provides advice on community governance issues at the request of community governments; and processes bylaws requiring Ministerial or Executive Council approval. The Chief Municipal Electoral Officer function provides advice and support related to community government elections.

The Financial Policy and Infrastructure Leveraging section analyzes fiscal policy related to supporting community governments and pursues options for accessing alternate sources of revenue for community governments. This section is also responsible for the coordination and implementation of various federal infrastructure funding programs.

The Capital Planning and Infrastructure section coordinates capital planning and infrastructure acquisition and provides technical advice and support regarding capital programs and infrastructure. This section is also responsible for completing remaining items on the MACA Capital Plan.

COMMUNITY OPERATIONS**Operations Expenditure Summary**

	(thousands of dollars)			
	2014-2015 Main Estimates	2013-2014 Revised Estimates	2013-2014 Main Estimates	2012-2013 Actuals
Expenditure Category				
Compensation and Benefits	1,891	1,747	1,747	1,494
Grants and Contributions	185	185	185	73
Other Expenses	551	551	551	339
	<u>2,627</u>	<u>2,483</u>	<u>2,483</u>	<u>1,906</u>
Amortization	-	-	-	-
	<u>2,627</u>	<u>2,483</u>	<u>2,483</u>	<u>1,906</u>
Details of Other Expenses				
Travel	253	253	253	102
Materials and Supplies	38	38	38	23
Purchased Services	60	60	60	25
Utilities	-	-	-	-
Contract Services	188	188	188	137
Fees and Payments	-	-	-	38
Controllable Assets	-	-	-	9
Computer Hardware and Software	12	12	12	5
Valuation Allowances	-	-	-	-
Chargebacks	-	-	-	-
Interest	-	-	-	-
Loss on Sale of Assets	-	-	-	-
Foreign Currency Exchange Loss	-	-	-	-
	<u>551</u>	<u>551</u>	<u>551</u>	<u>339</u>
Program Delivery Details				
Program Management	354	348	348	364
Community Financial Services	623	610	610	308
Financial Policy	159	153	153	113
Community Governance	374	270	270	263
Infrastructure Planning and Support	932	917	917	785
Community Government Grants and Contributions	185	185	185	73
	<u>2,627</u>	<u>2,483</u>	<u>2,483</u>	<u>1,906</u>

COMMUNITY OPERATIONS**Grants and Contributions**

	(thousands of dollars)			
	2014-2015 Main Estimates	2013-2014 Revised Estimates	2013-2014 Main Estimates	2012-2013 Actuals
Contributions				
Management of Drinking Water in the NWT	50	50	50	25
Community Financial Services Contributions	135	135	135	48
	<u>185</u>	<u>185</u>	<u>185</u>	<u>73</u>
	<u>185</u>	<u>185</u>	<u>185</u>	<u>73</u>

COMMUNITY OPERATIONS**Active Positions**

2014-2015	Indeterminate Full Time	Indeterminate Part Time	Seasonal	Total
Regional Allocation				
Yellowknife Headquarters	16	-	-	16
North Slave	-	-	-	-
Tłı̄chǫ	-	-	-	-
South Slave	-	-	-	-
Dehcho	-	-	-	-
Sahtu	-	-	-	-
Beaufort Delta	-	-	-	-
	16	-	-	16
Community Allocation				
Yellowknife Headquarters	16	-	-	16
Regional/Area Offices	-	-	-	-
Other Communities	-	-	-	-
	16	-	-	16

2013-2014	Indeterminate Full Time	Indeterminate Part Time	Seasonal	Total
Regional Allocation				
Yellowknife Headquarters	15	-	-	15
North Slave	-	-	-	-
Tłı̄chǫ	-	-	-	-
South Slave	-	-	-	-
Dehcho	-	-	-	-
Sahtu	-	-	-	-
Beaufort Delta	-	-	-	-
	15	-	-	15
Community Allocation				
Yellowknife Headquarters	15	-	-	15
Regional/Area Offices	-	-	-	-
Other Communities	-	-	-	-
	15	-	-	15

Note 1: Regional and Area Offices include positions located in Yellowknife Regional Offices, Fort Smith, Hay River, Fort Simpson, Norman Wells and Inuvik.

SCHOOL OF COMMUNITY GOVERNMENT

Activity Description

The School of Community Government (SCG) supports community government capacity building for community elected officials and community government staff by providing training, development opportunities and resources in broad areas of community government responsibilities including governance, management, lands, infrastructure, bylaw enforcement, fire protection, water and waste water, emergency management, asset management and finances. The SCG provides an integrated approach to community government capacity building through partnerships with government departments, Aboriginal and territorial organizations, professional associations and educational institutes.

SCHOOL OF COMMUNITY GOVERNMENT

Operations Expenditure Summary

Expenditure Category	(thousands of dollars)			
	2014-2015 Main Estimates	2013-2014 Revised Estimates	2013-2014 Main Estimates	2012-2013 Actuals
Compensation and Benefits	984	959	958	1,226
Grants and Contributions	680	680	680	439
Other Expenses	1,588	1,438	1,438	1,270
	<u>3,252</u>	<u>3,077</u>	<u>3,076</u>	<u>2,935</u>
Amortization	-	-	-	-
	<u>3,252</u>	<u>3,077</u>	<u>3,076</u>	<u>2,935</u>
Details of Other Expenses				
Travel	353	293	293	133
Materials and Supplies	211	201	201	105
Purchased Services	153	153	153	109
Utilities	-	-	-	-
Contract Services	864	784	784	881
Fees and Payments	-	-	-	18
Controllable Assets	-	-	-	-
Computer Hardware and Software	7	7	7	24
Valuation Allowances	-	-	-	-
Chargebacks	-	-	-	-
Interest	-	-	-	-
Loss on Sale of Assets	-	-	-	-
Foreign Currency Exchange Loss	-	-	-	-
	<u>1,588</u>	<u>1,438</u>	<u>1,438</u>	<u>1,270</u>

Program Delivery Details

Program Management	434	425	425	551
Training Programs	2,138	1,972	1,971	1,945
Grants and Contributions	680	680	680	439
	<u>3,252</u>	<u>3,077</u>	<u>3,076</u>	<u>2,935</u>

SCHOOL OF COMMUNITY GOVERNMENT

Grants and Contributions

	(thousands of dollars)			
	2014-2015 Main Estimates	2013-2014 Revised Estimates	2013-2014 Main Estimates	2012-2013 Actuals
Contributions				
A Brilliant North: To provide funding to implement the "Improve Community Capacity" initiative.	680	680	680	439
	680	680	680	439

SCHOOL OF COMMUNITY GOVERNMENT**Active Positions**

2014-2015	Indeterminate Full Time	Indeterminate Part Time	Seasonal	Total
Regional Allocation				
Yellowknife Headquarters	3	-	-	3
North Slave	1	-	-	1
Tłı̨chǫ	-	-	-	-
South Slave	1	-	-	1
Dehcho	1	-	-	1
Sahtu	1	-	-	1
Beaufort Delta	1	-	-	1
	8	-	-	8
Community Allocation				
Yellowknife Headquarters	3	-	-	3
Regional/Area Offices	5	-	-	5
Other Communities	-	-	-	-
	8	-	-	8

2013-2014	Indeterminate Full Time	Indeterminate Part Time	Seasonal	Total
Regional Allocation				
Yellowknife Headquarters	3	-	-	3
North Slave	1	-	-	1
Tłı̨chǫ	-	-	-	-
South Slave	1	-	-	1
Dehcho	1	-	-	1
Sahtu	1	-	-	1
Beaufort Delta	1	-	-	1
	8	-	-	8
Community Allocation				
Yellowknife Headquarters	3	-	-	3
Regional/Area Offices	5	-	-	5
Other Communities	-	-	-	-
	8	-	-	8

Note 1: Regional and Area Offices include positions located in Yellowknife Regional Offices, Fort Smith, Hay River, Fort Simpson, Norman Wells and Inuvik.

This page intentionally left blank

LANDS ADMINISTRATION

Operations Expenditure Summary

Expenditure Category	(thousands of dollars)			
	2014-2015 Main Estimates	2013-2014 Revised Estimates	2013-2014 Main Estimates	2012-2013 Actuals
Compensation and Benefits	-	2,008	2,008	1,770
Grants and Contributions	-	-	-	-
Other Expenses	-	1,039	1,039	1,189
	-	3,047	3,047	2,959
Amortization	-	-	-	-
	-	3,047	3,047	2,959
Details of Other Expenses				
Travel	-	124	124	88
Materials and Supplies	-	30	30	19
Purchased Services	-	18	18	24
Utilities	-	-	-	-
Contract Services	-	797	797	991
Fees and Payments	-	56	56	21
Controllable Assets	-	-	-	1
Computer Hardware and Software	-	14	14	45
Valuation Allowances	-	-	-	-
Chargebacks	-	-	-	-
Interest	-	-	-	-
Loss on Sale of Assets	-	-	-	-
Foreign Currency Exchange Loss	-	-	-	-
	-	1,039	1,039	1,189
Program Delivery Details				
Program Management	-	798	798	720
Property Assessment	-	1,436	1,436	1,090
Land Programs	-	813	813	1,149
	-	3,047	3,047	2,959

LANDS ADMINISTRATION**Active Positions**

2014-2015	Indeterminate Full Time	Indeterminate Part Time	Seasonal	Total
Regional Allocation				
Yellowknife Headquarters	-	-	-	-
North Slave	-	-	-	-
Tłı̨chǫ	-	-	-	-
South Slave	-	-	-	-
Dehcho	-	-	-	-
Sahtu	-	-	-	-
Beaufort Delta	-	-	-	-
	-	-	-	-
Community Allocation				
Yellowknife Headquarters	-	-	-	-
Regional/Area Offices	-	-	-	-
Other Communities	-	-	-	-
	-	-	-	-

2013-2014	Indeterminate Full Time	Indeterminate Part Time	Seasonal	Total
Regional Allocation				
Yellowknife Headquarters	17	-	-	17
North Slave	-	-	-	-
Tłı̨chǫ	-	-	-	-
South Slave	-	-	-	-
Dehcho	-	-	-	-
Sahtu	-	-	-	-
Beaufort Delta	-	-	-	-
	17	-	-	17
Community Allocation				
Yellowknife Headquarters	17	-	-	17
Regional/Area Offices	-	-	-	-
Other Communities	-	-	-	-
	17	-	-	17

Note 1: Regional and Area Offices include positions located in Yellowknife Regional Offices, Fort Smith, Hay River, Fort Simpson, Norman Wells and Inuvik.

This page intentionally left blank

SPORT, RECREATION AND YOUTH**Activity Description**

Sport, Recreation and Youth provides advice and assistance regarding recreation, sport and physical activity programs and represents the GNWT in its partnership with the NWT Council of Sport and Recreation Partners and other stakeholders. The Division also coordinates volunteer recognition programs and assists with the promotion of volunteerism.

The Youth Secretariat within the Division assists the Minister Responsible for Youth to promote youth development initiatives and acts as a first point of contact for youth issues within the GNWT.

SPORT, RECREATION AND YOUTH**Operations Expenditure Summary**

	(thousands of dollars)			
	2014-2015 Main Estimates	2013-2014 Revised Estimates	2013-2014 Main Estimates	2012-2013 Actuals
Expenditure Category				
Compensation and Benefits	889	869	869	975
Grants and Contributions	3,607	3,457	3,457	3,359
Other Expenses	924	874	874	684
	<u>5,420</u>	<u>5,200</u>	<u>5,200</u>	<u>5,018</u>
Amortization	-	-	-	-
	<u>5,420</u>	<u>5,200</u>	<u>5,200</u>	<u>5,018</u>
Details of Other Expenses				
Travel	456	456	456	358
Materials and Supplies	110	110	110	91
Purchased Services	50	50	50	77
Utilities	-	-	-	-
Contract Services	221	171	171	39
Fees and Payments	64	64	64	116
Controllable Assets	-	-	-	-
Computer Hardware and Software	23	23	23	3
Valuation Allowances	-	-	-	-
Chargebacks	-	-	-	-
Interest	-	-	-	-
Loss on Sale of Assets	-	-	-	-
Foreign Currency Exchange Loss	-	-	-	-
	<u>924</u>	<u>874</u>	<u>874</u>	<u>684</u>
Program Delivery Details				
Program Management	378	371	371	412
Sport & Recreation	381	376	376	503
Youth	812	757	757	578
Volunteer	242	239	239	166
Other Grants & Contributions	3,607	3,457	3,457	3,359
	<u>5,420</u>	<u>5,200</u>	<u>5,200</u>	<u>5,018</u>

SPORT, RECREATION AND YOUTH**Grants and Contributions**

	(thousands of dollars)			
	2014-2015 Main Estimates	2013-2014 Revised Estimates	2013-2014 Main Estimates	2012-2013 Actuals
Grants				
High Performance Athlete Grant - A grant to NWT athletes achieving high performance standards within their sport.	100	100	100	106
	100	100	100	106
Contributions				
Recreation Contributions - Contributions to territorial sport or recreation organizations to expand programs and services which encourage residents to become more physically active.	450	450	450	433
Multisport Games - To provide funding to support team NWT participation in major sporting events.	650	650	650	650
Volunteer Contributions - Funding to assist non-profit non-government agencies with training for volunteers.	70	70	70	55
Youth Contributions - Contributions to territorial level youth serving organizations to offer short duration programs and services that encourage youth leadership development.	25	25	25	5
Youth Centres - Contributions to community governments or other organizations who operate local youth centres providing healthy lifestyle programming.	500	500	500	500
Youth Corps - Contributions to territorial level youth serving organizations for longer term programs and services that include youth leadership development, healthy choices and volunteer development components.	675	675	675	622

SPORT, RECREATION AND YOUTH**Grants and Contributions**

	(thousands of dollars)			
	2014-2015 Main Estimates	2013-2014 Revised Estimates	2013-2014 Main Estimates	2012-2013 Actuals
Pan Territorial Sport Program - Contributions to Sport & Recreation partners to support community sports programs.	272	272	272	277
Healthy Choices Initiative - Funds to support the implementation of an after school physical activity program.	765	615	615	611
Get Active NWT - Funds to encourage community groups to organize local events to assist residents to become more physically active.	100	100	100	100
	<u>3,507</u>	<u>3,357</u>	<u>3,357</u>	<u>3,253</u>
	<u>3,607</u>	<u>3,457</u>	<u>3,457</u>	<u>3,359</u>

SPORT, RECREATION AND YOUTH**Active Positions**

2014-2015	Indeterminate Full Time	Indeterminate Part Time	Seasonal	Total
Regional Allocation				
Yellowknife Headquarters	7	-	-	7
North Slave	-	-	-	-
Tłı̄chǫ	-	-	-	-
South Slave	-	-	-	-
Dehcho	-	-	-	-
Sahtu	-	-	-	-
Beaufort Delta	-	-	-	-
	7	-	-	7
Community Allocation				
Yellowknife Headquarters	7	-	-	7
Regional/Area Offices	-	-	-	-
Other Communities	-	-	-	-
	7	-	-	7

2013-2014	Indeterminate Full Time	Indeterminate Part Time	Seasonal	Total
Regional Allocation				
Yellowknife Headquarters	7	-	-	7
North Slave	-	-	-	-
Tłı̄chǫ	1	-	-	1
South Slave	-	-	-	-
Dehcho	-	-	-	-
Sahtu	-	-	-	-
Beaufort Delta	-	-	-	-
	8	-	-	8
Community Allocation				
Yellowknife Headquarters	7	-	-	7
Regional/Area Offices	1	-	-	1
Other Communities	-	-	-	-
	8	-	-	8

Note 1: Regional and Area Offices include positions located in Yellowknife Regional Offices, Fort Smith, Hay River, Fort Simpson, Norman Wells and Inuvik.

This page intentionally left blank

REGIONAL OPERATIONS

Activity Description

Regional Offices are responsible for the coordination, implementation and delivery of most of the Department's programs and services to community governments and other stakeholders.

Regional staff provide advice and support to community governments on a range of issues. They advise community governments on governance, budgeting, debt recovery, financial reporting and other activities to support the use of sound management and financial practices. They also support communities in the development of community capital investment planning, project management and the operation and maintenance of community infrastructure and equipment.

Assistant Fire Marshals support fire prevention and response in communities by undertaking training activities, local inspections and investigations.

Senior Recreation Development Coordinators support healthy choices and physical activity and recreational development activities through partnerships with a wide variety of stakeholders across each respective region.

REGIONAL OPERATIONS

Operations Expenditure Summary

Expenditure Category	(thousands of dollars)			
	2014-2015 Main Estimates	2013-2014 Revised Estimates	2013-2014 Main Estimates	2012-2013 Actuals
Compensation and Benefits	4,668	5,497	5,490	5,258
Grants and Contributions	75,336	72,279	72,279	69,265
Other Expenses	966	1,030	1,027	995
	<u>80,970</u>	<u>78,806</u>	<u>78,796</u>	<u>75,518</u>
Amortization	10	160	160	159
	<u>80,980</u>	<u>78,966</u>	<u>78,956</u>	<u>75,677</u>
Details of Other Expenses				
Travel	566	583	580	441
Materials and Supplies	98	119	119	117
Purchased Services	157	167	167	119
Utilities	23	23	23	1
Contract Services	82	85	85	80
Fees and Payments	4	8	8	34
Controllable Assets	-	-	-	196
Computer Hardware and Software	36	45	45	7
Valuation Allowances	-	-	-	-
Chargebacks	-	-	-	-
Interest	-	-	-	-
Loss on Sale of Assets	-	-	-	-
Foreign Currency Exchange Loss	-	-	-	-
	<u>966</u>	<u>1,030</u>	<u>1,027</u>	<u>995</u>
Program Delivery Details				
Program Management	2,427	2,315	2,305	2,603
Community Government Grants & Contributions	73,761	71,154	71,154	68,204
Other Grants & Contributions	1,575	1,125	1,125	1,061
Regional Delivery Services	3,207	4,212	4,212	3,650
Amortization	10	160	160	159
	<u>80,980</u>	<u>78,966</u>	<u>78,956</u>	<u>75,677</u>

REGIONAL OPERATIONS

Grants and Contributions

	(thousands of dollars)			
	2014-2015 Main Estimates	2013-2014 Revised Estimates	2013-2014 Main Estimates	2012-2013 Actuals
Community Government Grants and Contributions				
Grants				
Community Government Funding - Formula based funding to eligible community governments to assist them with providing municipal services.	47,684	47,030	47,030	45,659
Grant-in-Lieu of Taxes - Grants are provided to tax based communities in lieu of property taxes.	6,962	6,371	6,371	6,194
New Deal - Taxation Revenue Program	475	475	475	457
Additional Funding - Grants to eligible community governments to assist with mobile equipment and utility costs.	1,440	1,440	1,440	1,410
Senior Citizens and Disabled Persons Property Tax Relief - Matching grants to tax based communities.	438	366	366	525
	<u>56,999</u>	<u>55,682</u>	<u>55,682</u>	<u>54,245</u>
Contributions				
Water and Sewer Services Funding - To provide funding to support community governments with the provision of water and sewer services.	15,937	14,647	14,647	13,095
Recreation Funding - Contributions to community governments to offer recreation, sport and physical activity programs which encourage residents to become more physically active.	825	825	825	864
	<u>16,762</u>	<u>15,472</u>	<u>15,472</u>	<u>13,959</u>
	<u>73,761</u>	<u>71,154</u>	<u>71,154</u>	<u>68,204</u>

REGIONAL OPERATIONS

Grants and Contributions

	(thousands of dollars)			
	2014-2015 Main Estimates	2013-2014 Revised Estimates	2013-2014 Main Estimates	2012-2013 Actuals
Other Grants and Contributions				
Contributions				
Youth Corps - Contributions to community or regional level youth serving organizations for longer term programs and services that include youth leadership development, healthy choices and volunteer development components.	500	500	500	455
Regional Youth Sport Events - Funding to support regionally based youth sport or multisport events.	400	400	400	364
Youth Contribution Programs - Contributions to community or regional level youth serving organizations to offer short duration programs and services that encourage youth leadership development.	225	225	225	242
Children and Youth Resiliency Program - Contributions to community governments or other organizations to support programs that encourage physical literacy and resiliency in children and youth.	450	-	-	-
	1,575	1,125	1,125	1,061
	75,336	72,279	72,279	69,265

REGIONAL OPERATIONS**Active Positions**

2014-2015	Indeterminate Full Time	Indeterminate Part Time	Seasonal	Total
Regional Allocation				
Yellowknife Headquarters	-	-	-	-
North Slave	4	-	-	4
Tłı̄chǫ	3	-	-	3
South Slave	8	-	-	8
Dehcho	8	-	-	8
Sahtu	7	-	-	7
Beaufort Delta	8	-	-	8
	38	-	-	38
Community Allocation				
Yellowknife Headquarters	-	-	-	-
Regional/Area Offices	38	-	-	38
Other Communities	-	-	-	-
	38	-	-	38

2013-2014	Indeterminate Full Time	Indeterminate Part Time	Seasonal	Total
Regional Allocation				
Yellowknife Headquarters	-	-	-	-
North Slave	6	-	-	6
Tłı̄chǫ	2	-	-	2
South Slave	10	-	-	10
Dehcho	9	-	-	9
Sahtu	9	-	-	9
Beaufort Delta	10	-	-	10
	46	-	-	46
Community Allocation				
Yellowknife Headquarters	-	-	-	-
Regional/Area Offices	46	-	-	46
Other Communities	-	-	-	-
	46	-	-	46

Note 1: Regional and Area Offices include positions located in Yellowknife Regional Offices, Fort Smith, Hay River, Fort Simpson, Norman Wells and Inuvik.

This page intentionally left blank

Work Performed on Behalf of Others

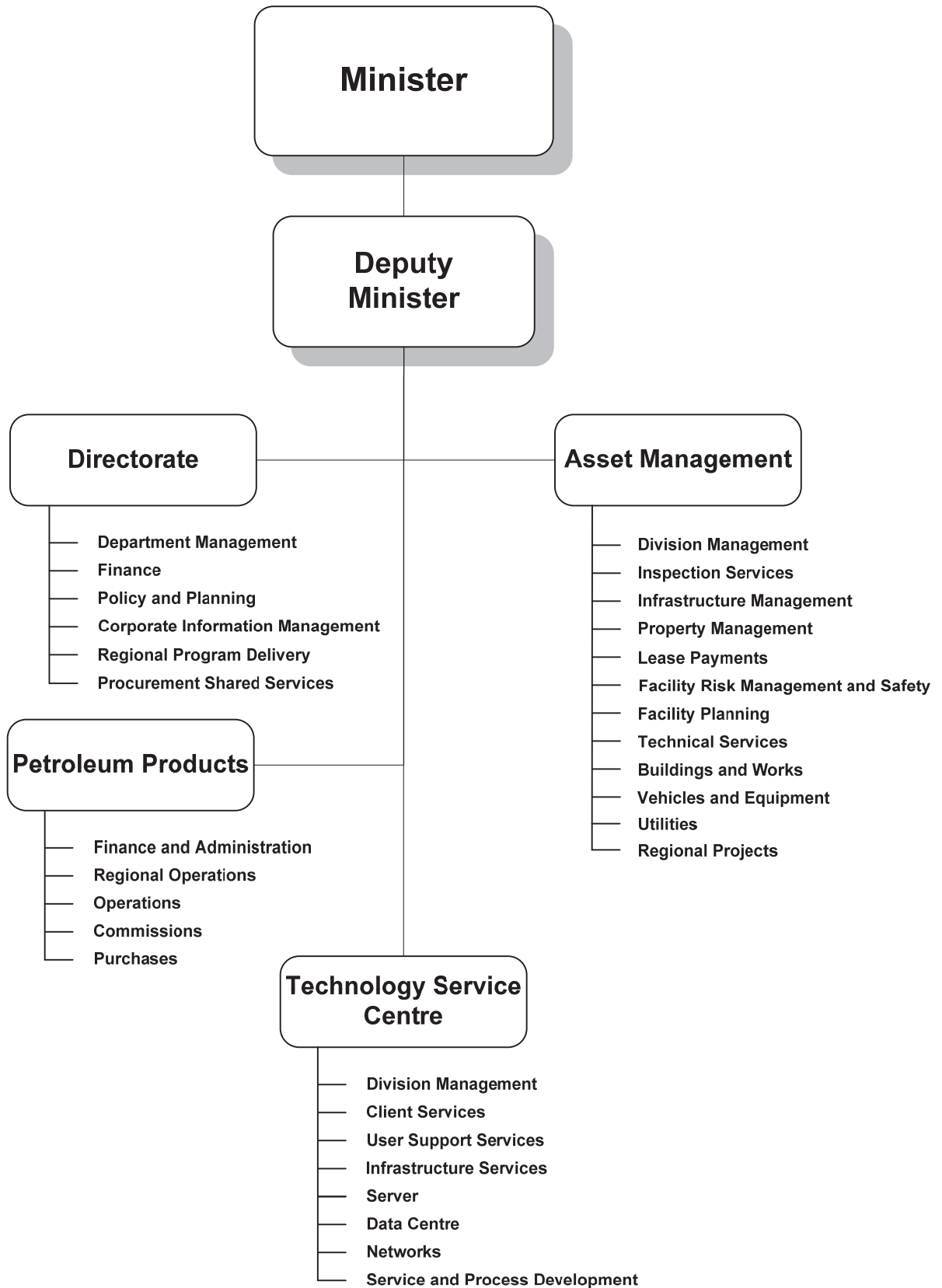
	(thousands of dollars)			
	2014-2015 Main Estimates	2013-2014 Revised Estimates	2013-2014 Main Estimates	2012-2013 Actuals
<p>Gwich'in Implementation - Under the terms of a 10-year Bilateral Funding Agreement between Department of Aboriginal Affairs and Northern Development Canada and the Government of the Northwest Territories, Canada will provide a 2014-2015 grant payment to the Government of the Northwest Territories to assist with Gwich'in implementation activities pursuant to the Gwich'in Implementation Plan.</p>	2	16	2	1
<p>Sahtu Implementation - Under the terms of a 10-year Bilateral Funding Agreement between Department of Aboriginal Affairs and Northern Development Canada and the Government of the Northwest Territories, Canada will provide a 2014-2015 grant payment to the Government of the Northwest Territories to assist with Sahtu implementation activities pursuant to the Sahtu Implementation Plan.</p>	2	16	2	3
<p>Inuvialuit Land Claim - Under the terms of a contribution funding agreement between the Department of Aboriginal Affairs and Northern Development Canada and the Government of the Northwest Territories, Canada will provide 2014-2015 implementation funding to the Government of the Northwest Territories to assist with Inuvialuit implementation activities pursuant to the Inuvialuit Final Agreement.</p>	-	100	100	-

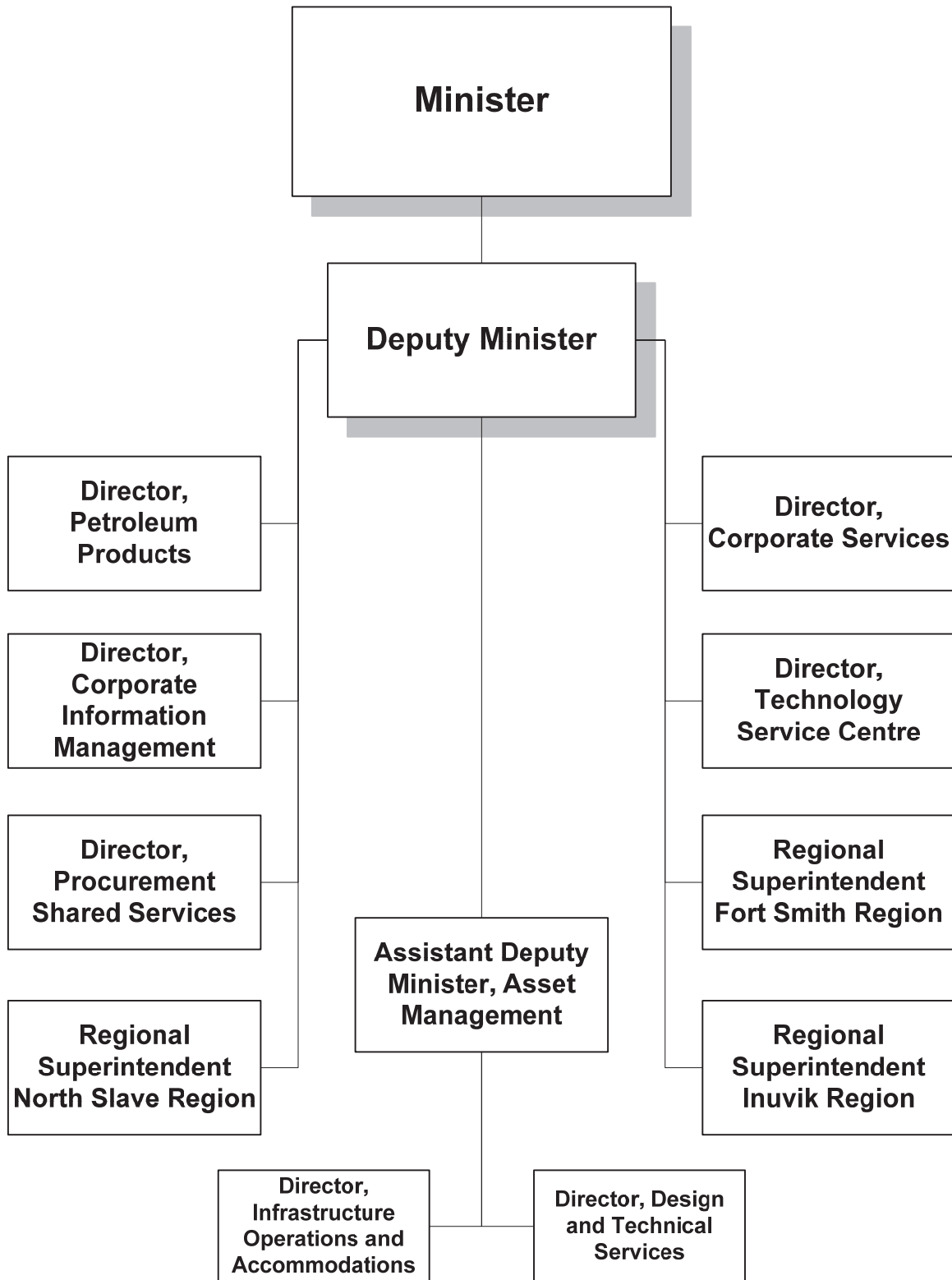
Work Performed on Behalf of Others (continued)

	(thousands of dollars)			
	2014-2015 Main Estimates	2013-2014 Revised Estimates	2013-2014 Main Estimates	2012-2013 Actuals
Tłıchǰ Implementation Funding - Under the terms of a 10-year Bilateral Funding Agreement between Department of Aboriginal Affairs and Northern Development Canada and the Government of the Northwest Territories, Canada will provide a 2014-2015 grant payment to the Government of the Northwest Territories to assist with Tłıchǰ implementation activities pursuant to the Tłıchǰ Implementation Plan.	74	274	86	74
Pan Territorial Sport Strategy - The Government of the NWT in conjunction with the Governments of Nunavut and Yukon have entered into a bi-lateral agreement to advance sport participation and to enhance the capacity of territorial aboriginal sport bodies, to increase aboriginal sport participation.	252	252	252	252
Gas Tax - An agreement with Infrastructure Canada, Government of Canada, for the transfer of federal gas tax revenues to municipal governments.	-	17,072	15,000	14,085
	330	17,730	15,442	14,415

This page intentionally left blank

PUBLIC WORKS AND SERVICES





MISSION

The Department of Public Works and Services mission is to deliver quality services to satisfy the needs of its clients, while achieving the best value for government, communities, businesses and residents.

GOALS

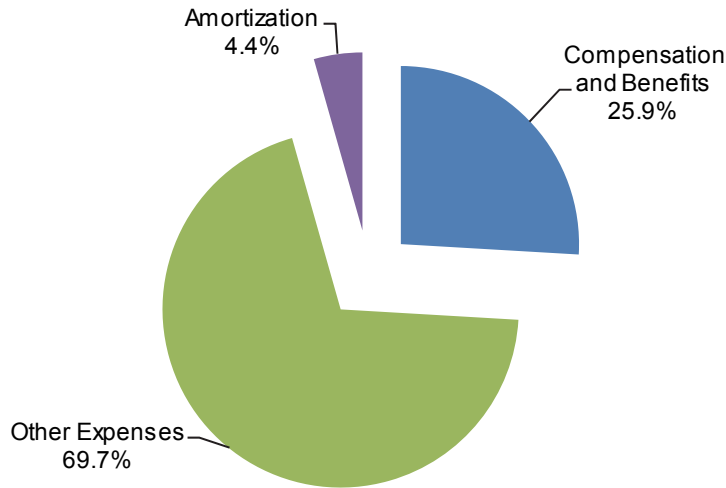
1. Safe and reliable facilities are available to support the delivery of government programs.
2. Protection of life and property through enforcing the provisions of electrical, gas, boiler and pressure vessel legislation.
3. Suitable information technology infrastructure and services available to support the delivery of government programs and services.
4. Meet basic community needs for heating, transportation and power generation fuels through the safe and reliable provision of fuel services.
5. Effective management of government records.
6. Support government-wide sustainability and energy efficiency goals through energy conservation programs and activities.

PUBLIC WORKS AND SERVICES

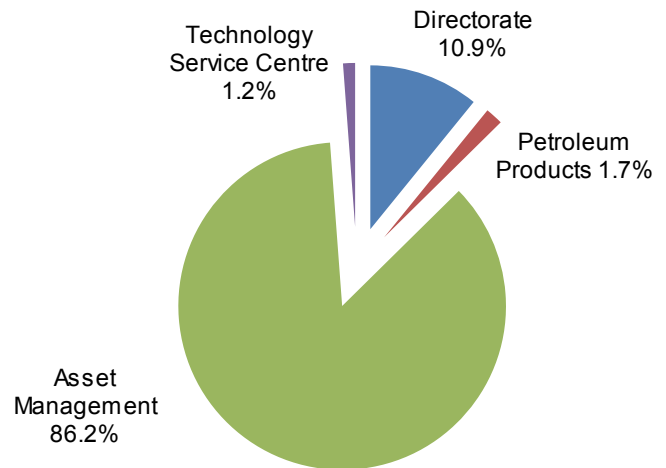
This page intentionally left blank

OPERATIONS EXPENDITURES

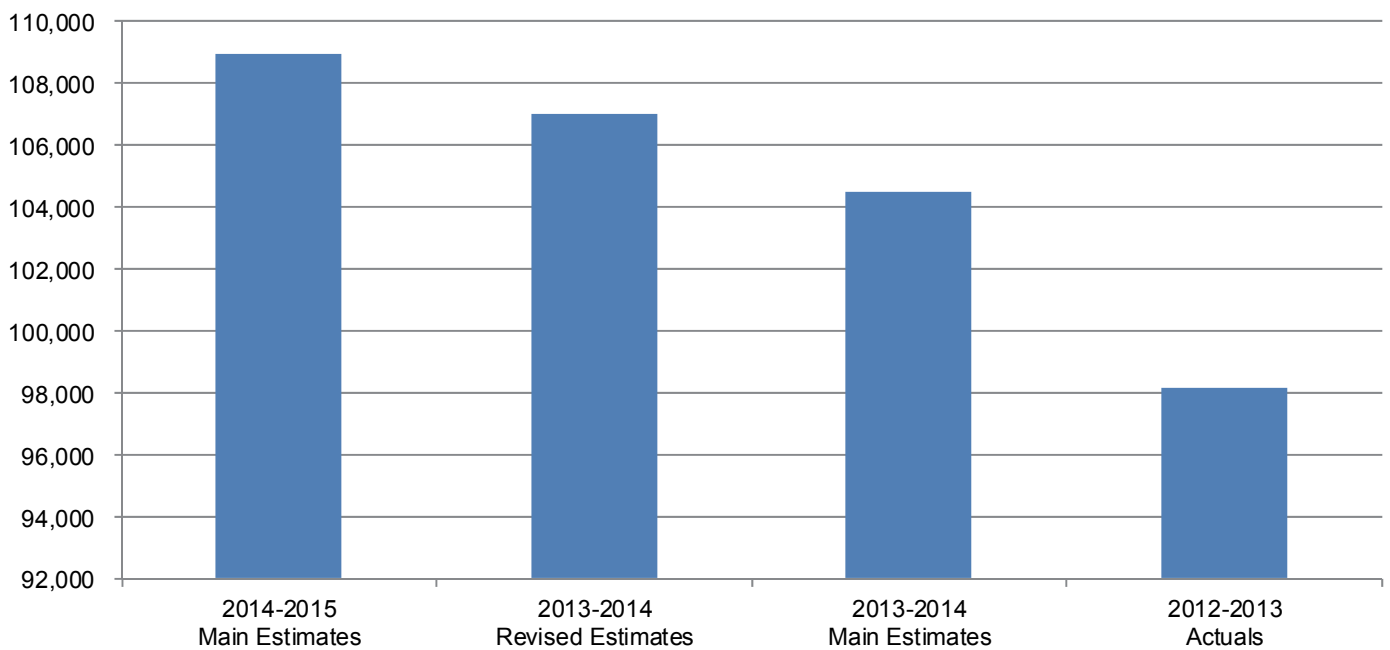
By Expenditure Category



By Activity



**Operations Expenditures Comparison
(thousands of dollars)**



OPERATIONS EXPENDITURE SUMMARY

Expenditure Category	(thousands of dollars)			
	2014-2015 Main Estimates	2013-2014 Revised Estimates	2013-2014 Main Estimates	2012-2013 Actuals
Compensation and Benefits	28,239	26,221	25,594	23,823
Grants and Contributions	-	-	-	-
Other Expenses	75,884	76,250	74,399	69,200
	<u>104,123</u>	<u>102,471</u>	<u>99,993</u>	<u>93,023</u>
Amortization	4,792	4,512	4,512	5,142
	<u>108,915</u>	<u>106,983</u>	<u>104,505</u>	<u>98,165</u>
Details of Other Expenses				
Travel	565	561	561	651
Materials and Supplies	1,693	1,716	1,716	2,062
Purchased Services	646	902	646	713
Utilities	29,780	27,837	27,837	29,104
Contract Services	41,810	44,067	42,471	34,413
Fees and Payments	92	90	90	736
Controllable Assets	-	-	-	373
Computer Hardware and Software	220	87	87	136
Valuation Allowances	-	-	-	-
Chargebacks	1,078	990	991	950
Interest	-	-	-	1
Loss on Sale of Assets	-	-	-	61
Foreign Currency Exchange Loss	-	-	-	-
	<u>75,884</u>	<u>76,250</u>	<u>74,399</u>	<u>69,200</u>

INFRASTRUCTURE INVESTMENT SUMMARY

	(thousands of dollars)			
	2014-2015 Main Estimates	2013-2014 Revised Estimates	2013-2014 Main Estimates	2012-2013 Actuals
BEGINNING OF THE YEAR				
Cost of assets in service	184,980	160,063	184,572	157,118
Accumulated amortization	(74,105)	(69,653)	(69,461)	(64,563)
Net book value	<u>110,875</u>	<u>90,410</u>	<u>115,111</u>	<u>92,555</u>
CHANGES DURING BUDGET YEAR				
Assets put into service during the year	17,753	25,094	12,552	3,058
Disposals	-	(117)	-	(61)
Amortization expense	(4,792)	(4,512)	(4,512)	(5,142)
END OF THE YEAR				
Net book value of assets in service	123,836	110,875	123,151	90,410
Work in progress	27,700	17,553	14,015	13,399
TOTAL NET BOOK VALUE AND WORK IN PROGRESS	<u>151,536</u>	<u>128,428</u>	<u>137,166</u>	<u>103,809</u>
CALCULATION OF ASSETS PUT INTO SERVICE				
Work in progress, beginning of the year	17,553	13,399	2,031	11,503
Capital Investment Expenditures per Infrastructure Acquisition Plan (TCA)	27,900	29,248	24,536	4,954
Less work in progress, end of the year	(27,700)	(17,553)	(14,015)	(13,399)
Assets put into service during the year	<u>17,753</u>	<u>25,094</u>	<u>12,552</u>	<u>3,058</u>
INFRASTRUCTURE INVESTMENT				
Large Capital Projects	26,220	26,482	21,970	8,150
Small Capital Projects	1,657	1,206	1,006	428
Information Technology Projects	2,023	1,560	1,560	1,300
TOTAL INFRASTRUCTURE INVESTMENT	<u>29,900</u>	<u>29,248</u>	<u>24,536</u>	<u>9,878</u>
ALLOCATED TO:				
Tangible Capital Assets	27,900	29,248	24,536	9,878
Infrastructure Contributions	-	-	-	-
Deferred Maintenance	2,000	-	-	-
	<u>29,900</u>	<u>29,248</u>	<u>24,536</u>	<u>9,878</u>

PUBLIC WORKS AND SERVICES

REVENUE SUMMARY

	(thousands of dollars)			
	2014-2015 Main Estimates	2013-2014 Revised Estimates	2013-2014 Main Estimates	2012-2013 Actuals
Transfer Payments				
Labour Canada Agreement	42	42	42	-
Capital Transfers	1,395	-	-	-
	<u>1,437</u>	<u>42</u>	<u>42</u>	<u>-</u>
General				
<i>Regulatory Revenue</i>				
Electrical Permits	475	475	475	526
Boiler Registration	370	370	370	372
Gas Permits	65	65	65	42
Elevator Permits	75	75	75	62
<i>Lease</i>				
Rental to Others	235	235	235	249
Parking Stall Rentals	13	13	13	-
<i>Service and Miscellaneous</i>				
Water/Sewer Maintenance Services	193	193	193	265
Sale of Heat Supply	50	50	50	-
Sale of Surplus Assets	100	100	100	71
	<u>1,576</u>	<u>1,576</u>	<u>1,576</u>	<u>1,587</u>
	<u>3,013</u>	<u>1,618</u>	<u>1,618</u>	<u>1,587</u>

ACTIVE POSITIONS

2014-2015	Indeterminate Full Time	Indeterminate Part Time	Seasonal	Total
Regional Allocation				
Yellowknife Headquarters	75	1	-	76
North Slave	32	-	-	32
Tłı̄chǫ	2	-	-	2
South Slave	49	1	-	50
Dehcho	15	-	-	15
Sahtu	9	-	-	9
Beaufort Delta	42	-	-	42
	224	2	-	226
Community Allocation				
Yellowknife Headquarters	75	1	-	76
Regional/Area Offices	132	1	-	133
Other Communities	17	-	-	17
	224	2	-	226

2013-2014	Indeterminate Full Time	Indeterminate Part Time	Seasonal	Total
Regional Allocation				
Yellowknife Headquarters	62	-	-	62
North Slave	32	-	-	32
Tłı̄chǫ	1	-	-	1
South Slave	46	-	-	46
Dehcho	16	-	-	16
Sahtu	8	-	-	8
Beaufort Delta	39	-	-	39
	204	-	-	204
Community Allocation				
Yellowknife Headquarters	62	-	-	62
Regional/Area Offices	129	-	-	129
Other Communities	13	-	-	13
	204	-	-	204

Note: Regional and Area Offices include positions located in Yellowknife Regional Offices, Fort Smith, Hay River, Fort Simpson, Norman Wells and Inuvik.

PUBLIC WORKS AND SERVICES

This page intentionally left blank

DIRECTORATE**Activity Description**

The Directorate is responsible for overall corporate management of the department, including managing human and financial resources and providing overall direction and planning. These responsibilities include information systems and records management, financial administration, policy and planning, contract and procurement services and regional program delivery which has responsibility for managing the central warehouses, GNWT mail services and disposal of surplus goods.

Records management is one of the core business areas that Public Works and Services provides to GNWT departments, boards and agencies. Responsibilities include developing, implementing and supporting government-wide policies, standards and guidelines for records storage and retrievals - including related training, maintaining the Administrative Records Classification System and supporting the new Digital Integrated Information Management System. Records Management also coordinates the operation of five GNWT records centres located in Yellowknife, Inuvik, Fort Smith, Hay River and Fort Simpson.

The Procurement Shared Services Centre is responsible for the procurement of goods and services that are estimated to exceed \$5,000 in value for GNWT departments and the NWT Housing Corporation, with exception of contracts for construction. The Procurement Shared Services Centre will monitor and be accountable for contracting and procurement activities with respect to GNWT legislation, policies, procedures and best practices. Central tender desks operating in Headquarters and regional centres will handle the distribution and receipt of all government tenders, including construction. Contracting and procurement advice to boards and agencies is available upon request.

Additionally, the Directorate coordinates department activities that support the 17th Assembly's priorities and department goals, and ensures effective communication within the department, with other GNWT departments, the private sector, special interest groups and with other governments including aboriginal self-governments.

DIRECTORATE**Operations Expenditure Summary**

	(thousands of dollars)			
	2014-2015 Main Estimates	2013-2014 Revised Estimates	2013-2014 Main Estimates	2012-2013 Actuals
Expenditure Category				
Compensation and Benefits	9,205	7,726	7,124	6,000
Grants and Contributions	-	-	-	-
Other Expenses	2,631	2,120	1,864	1,544
	<u>11,836</u>	<u>9,846</u>	<u>8,988</u>	<u>7,544</u>
Amortization	-	-	-	-
	<u>11,836</u>	<u>9,846</u>	<u>8,988</u>	<u>7,544</u>
Details of Other Expenses				
Travel	133	113	113	73
Materials and Supplies	124	120	120	75
Purchased Services	354	658	402	246
Utilities	-	-	-	-
Contract Services	762	187	187	151
Fees and Payments	22	17	17	8
Controllable Assets	-	-	-	14
Computer Hardware and Software	158	35	35	89
Valuation Allowances	-	-	-	-
Chargebacks	1,078	990	990	888
Interest	-	-	-	-
Loss on Sale of Assets	-	-	-	-
Foreign Currency Exchange Loss	-	-	-	-
	<u>2,631</u>	<u>2,120</u>	<u>1,864</u>	<u>1,544</u>

DIRECTORATE**Active Positions**

2014-2015	Indeterminate Full Time	Indeterminate Part Time	Seasonal	Total
Regional Allocation				
Yellowknife Headquarters	37	1	-	38
North Slave	11	-	-	11
Tłı̨chǫ	-	-	-	-
South Slave	12	1	-	13
Dehcho	2	-	-	2
Sahtu	-	-	-	-
Beaufort Delta	7	-	-	7
	69	2	-	71
Community Allocation				
Yellowknife Headquarters	37	1	-	38
Regional/Area Offices	32	1	-	33
Other Communities	-	-	-	-
	69	2	-	71

2013-2014	Indeterminate Full Time	Indeterminate Part Time	Seasonal	Total
Regional Allocation				
Yellowknife Headquarters	26	-	-	26
North Slave	12	-	-	12
Tłı̨chǫ	-	-	-	-
South Slave	9	-	-	9
Dehcho	3	-	-	3
Sahtu	-	-	-	-
Beaufort Delta	5	-	-	5
	55	-	-	55
Community Allocation				
Yellowknife Headquarters	26	-	-	26
Regional/Area Offices	29	-	-	29
Other Communities	-	-	-	-
	55	-	-	55

Note 1: Regional and Area Offices include positions located in Yellowknife Regional Offices, Fort Smith, Hay River, Fort Simpson, Norman Wells and Inuvik.

PUBLIC WORKS AND SERVICES

This page intentionally left blank

ASSET MANAGEMENT

Activity Description

The Asset Management activity includes the planning, design, construction, and operation and maintenance of buildings and works throughout the Northwest Territories on behalf of the GNWT. Regional offices manage the delivery of maintenance and project management services, ensuring that client needs are met and facility life cycle costs are minimized. Headquarters supports the regions by providing facility planning, technical expertise for program and design standards, facility evaluations and commissioning, granular materials planning and coordination, project management support, and technical support for safe drinking water initiatives.

Asset Management coordinates the government's capital planning process, the planning, acquisition and management of general purpose office space and leases, and manages the disposal of surplus GNWT real property assets.

The Asset Management activity supports public safety through the enforcement of codes and standards set by government legislation covering electrical, elevator, boiler and pressure vessel and gas installations.

The Risk Management and Safety Program manages the Deferred Maintenance Initiative. This initiative is focused on assessing the condition of key GNWT building infrastructure and identifying and undertaking remedial work to ensure that buildings continue to be safe for occupancy, and to ensure that critical deferred maintenance items are addressed to maximize the useful life of these assets.

Through its maintenance activities, the department plays a large role in helping achieve GNWT-wide energy efficiency and sustainability goals. This includes helping the GNWT reduce its energy costs, its dependency on fuel oil and its greenhouse gas emissions. For existing government facilities, PWS undertakes the following energy management activities:

- Energy consumption analysis and benchmarking;
- Detailed energy audits; and
- Regular inspection of electrical and mechanical systems.

For new government facilities, PWS adheres to the EcoEnergy Validation Program Protocol to maximize energy conservation and savings up front prior to construction. Additionally, all new GNWT facilities are to follow the department's guidelines for Good Building Practice for Northern Facilities, which it created and maintains, in order to ensure energy conservation and sustainability.

ASSET MANAGEMENT**Operations Expenditure Summary**

	(thousands of dollars)			
	2014-2015 Main Estimates	2013-2014 Revised Estimates	2013-2014 Main Estimates	2012-2013 Actuals
Expenditure Category				
Compensation and Benefits	19,034	18,495	18,470	17,823
Grants and Contributions	-	-	-	-
Other Expenses	73,253	74,130	72,535	67,656
	<u>92,287</u>	<u>92,625</u>	<u>91,005</u>	<u>85,479</u>
Amortization	1,616	1,336	1,336	1,885
	<u>93,903</u>	<u>93,961</u>	<u>92,341</u>	<u>87,364</u>
Details of Other Expenses				
Travel	432	448	448	578
Materials and Supplies	1,569	1,596	1,596	1,987
Purchased Services	292	244	244	467
Utilities	29,780	27,837	27,837	29,104
Contract Services	41,048	43,880	42,284	34,262
Fees and Payments	70	73	73	728
Controllable Assets	-	-	-	359
Computer Hardware and Software	62	52	52	47
Valuation Allowances	-	-	-	-
Chargebacks	-	-	1	62
Interest	-	-	-	1
Loss on Sale of Assets	-	-	-	61
Foreign Currency Exchange Loss	-	-	-	-
	<u>73,253</u>	<u>74,130</u>	<u>72,535</u>	<u>67,656</u>

ASSET MANAGEMENT**Active Positions**

2014-2015	Indeterminate Full Time	Indeterminate Part Time	Seasonal	Total
Regional Allocation				
Yellowknife Headquarters	38	-	-	38
North Slave	21	-	-	21
Tłı̄chǫ	2	-	-	2
South Slave	37	-	-	37
Dehcho	13	-	-	13
Sahtu	9	-	-	9
Beaufort Delta	35	-	-	35
	155	-	-	155
Community Allocation				
Yellowknife Headquarters	38	-	-	38
Regional/Area Offices	100	-	-	100
Other Communities	17	-	-	17
	155	-	-	155

2013-2014	Indeterminate Full Time	Indeterminate Part Time	Seasonal	Total
Regional Allocation				
Yellowknife Headquarters	36	-	-	36
North Slave	20	-	-	20
Tłı̄chǫ	1	-	-	1
South Slave	37	-	-	37
Dehcho	13	-	-	13
Sahtu	8	-	-	8
Beaufort Delta	34	-	-	34
	149	-	-	149
Community Allocation				
Yellowknife Headquarters	36	-	-	36
Regional/Area Offices	100	-	-	100
Other Communities	13	-	-	13
	149	-	-	149

Note 1: Regional and Area Offices include positions located in Yellowknife Regional Offices, Fort Smith, Hay River, Fort Simpson, Norman Wells and Inuvik.

PUBLIC WORKS AND SERVICES

This page intentionally left blank

TECHNOLOGY SERVICE CENTRE

Activity Description

The Technology Service Centre division (TSC) provides Information Technology (IT) services and support to GNWT departments and the Deh Cho, Sahtu and Stanton Territorial Health Authorities. It is responsible for the government network, the electronic lifeline interconnecting government offices, schools and health care facilities in all 33 communities that make electronic communication, on-line access to vital government systems and the Internet possible. In addition, it maintains the government's e-mail system, servers and data storage infrastructure used in the delivery of critical government programs as well as providing desktop/laptop support and website hosting.

The TSC manages the government's primary GNWT Data Centre in Yellowknife which provides a reliable and secure environment for maintaining the IT infrastructure used in delivering the GNWT's corporate information systems like PeopleSoft HR and SAM. The Data Centre maintained in the Stuart M. Hodgson Building provides secondary/backup site functions and there are two smaller data centres maintained in Fort Smith and Inuvik.

All employee calls for assistance are handled through the Service or Help Desk function. The Help Desk is an information and assistance resource that troubleshoots employee problems with computers, software, corporate systems and network connectivity. The information gained through these interactions in resolving technical problems, identifying user preferences and gauging employee satisfaction are valuable and essential to helping the TSC enhance the services and support through ongoing quality and process improvement.

TECHNOLOGY SERVICE CENTRE

Operations Expenditure Summary

	(thousands of dollars)			
	2014-2015 Main Estimates	2013-2014 Revised Estimates	2013-2014 Main Estimates	2012-2013 Actuals
Expenditure Category				
Compensation and Benefits	-	-	-	-
Grants and Contributions	-	-	-	-
Other Expenses	-	-	-	-
	-	-	-	-
Amortization	1,282	1,282	1,282	1,138
	1,282	1,282	1,282	1,138
Details of Other Expenses				
Travel	-	-	-	-
Materials and Supplies	-	-	-	-
Purchased Services	-	-	-	-
Utilities	-	-	-	-
Contract Services	-	-	-	-
Fees and Payments	-	-	-	-
Controllable Assets	-	-	-	-
Computer Hardware and Software	-	-	-	-
Valuation Allowances	-	-	-	-
Chargebacks	-	-	-	-
Interest	-	-	-	-
Loss on Sale of Assets	-	-	-	-
Foreign Currency Exchange Loss	-	-	-	-
	-	-	-	-

PETROLEUM PRODUCTS

Activity Description

The Petroleum Products Division (PPD) manages the purchase, transport, and storage of petroleum products in NWT communities that are not served by the private sector. The products are sold to residents of the 16 communities through local contractors who are paid a commission. PPD also provides fuel delivery and maintenance services to NWT Power Corporation tank farm facilities in 20 communities.

PPD financial and administrative headquarters, with responsibilities for credit, invoicing, collections and financial planning, are located in Fort Simpson. The Fuel Services group oversees operations in the communities and manages local delivery contractors, determines re-supply quantities, provides quality control, capital standards and planning as well as environmental management.

The PWS Asset Maintenance group within PPD manages the operations, maintenance and disposal of GNWT goods and buildings throughout the Nahendeh Region, and when requested supports community governments in the management of their infrastructure responsibilities.

PETROLEUM PRODUCTS**Operations Expenditure Summary**

	(thousands of dollars)			
	2014-2015 Main Estimates	2013-2014 Revised Estimates	2013-2014 Main Estimates	2012-2013 Actuals
Expenditure Category				
Compensation and Benefits	-	-	-	-
Grants and Contributions	-	-	-	-
Other Expenses	-	-	-	-
	-	-	-	-
Amortization	1,894	1,894	1,894	2,119
	1,894	1,894	1,894	2,119
Details of Other Expenses				
Travel	-	-	-	-
Materials and Supplies	-	-	-	-
Purchased Services	-	-	-	-
Utilities	-	-	-	-
Contract Services	-	-	-	-
Fees and Payments	-	-	-	-
Controllable Assets	-	-	-	-
Computer Hardware and Software	-	-	-	-
Valuation Allowances	-	-	-	-
Chargebacks	-	-	-	-
Interest	-	-	-	-
Loss on Sale of Assets	-	-	-	-
Foreign Currency Exchange Loss	-	-	-	-
	-	-	-	-
	-	-	-	-

LEASE COMMITMENTS - INFRASTRUCTURE

Type of Property	Community	(thousands of dollars)	
		2014-2015 Main Estimates	Future Lease Payments
Office Space	Aklavik	43	46
Office Space	Behchokò	879	466
Office Space	Déline	49	126
Office Space	Fort Liard	11	-
Office Space	Fort Providence	30	-
Office Space	Fort Resolution	164	423
Office Space	Fort Simpson	314	425
Office Space	Fort Smith	541	1,357
Office Space	Hay River	513	962
Office Space	Inuvik	1,073	3,117
Office Space	Jean Marie River	16	25
Office Space	Kakisa	17	10
Office Space	Norman Wells	555	2,902
Office Space	Trout Lake	17	26
Office Space	Tsiigehtchic	14	46
Office Space	Tulita	71	6
Office Space	Yellowknife	7,971	23,792
		12,278	33,729

Note 1: The above leases do not include capital leases. In the event a lease is deemed to be a capital lease the associated asset is included in tangible capital assets and amortized over the useful life of the asset; and the lease is recorded as a financial liability.

Note 2: The Main Estimate and Future Lease Payments represent the Base Rent cost and excludes the Operations and Maintenance component of the total Lease costs.

PUBLIC WORKS AND SERVICES

This page intentionally left blank

TECHNOLOGY SERVICE CENTRE (CHARGEBACK)

The Technology Service Centre (TSC) is responsible for providing information technology support and services to meet the business objectives of the GNWT, including delivering programs to NWT residents and maximizing the effectiveness of GNWT employees.

Primary TSC services provided to GNWT departments include computer workstation upgrades and support, electronic mail, file management, Internet access, and application hosting. The foundation for these services is the Wide Area Network managed by the TSC. Education boards, health authorities and Aurora College receive a subset of these services.

The TSC recovers its costs from GNWT departments through chargeback agreements using rates approved annually by the Financial Management Board. The rates reflect the infrastructure, human resources, licensing and maintenance costs to provide these services.

	(thousands of dollars)			
	2014-2015 Main Estimates	2013-2014 Revised Estimates	2013-2014 Main Estimates	2012-2013 Actuals
OPERATING RESULTS				
Recoveries				
Executive	531	327	327	383
Human Resources	1,156	1,051	1,051	953
Lands	481	-	-	-
Legislative Assembly	379	343	343	293
Finance	934	839	839	719
Municipal & Community Affairs	816	792	792	662
Transportation	1,390	1,283	1,283	1,149
Public Works & Services	1,175	1,035	1,035	950
Health & Social Services	1,619	2,735	2,735	2,835
Industry, Tourism and Investment	1,081	912	912	865
Environment & Natural Resources	2,075	2,180	2,180	1,646
Education, Culture & Employment	4,432	4,217	4,217	3,657
Justice	1,779	1,588	1,588	1,447
NWT Housing Corporation	272	291	291	250
Aboriginal Affairs & Intergovernmental Relations	211	183	183	175
Other Public Agencies	3,443	1,596	1,596	679
Total Recoveries	21,774	19,372	19,372	16,663
Salaries	8,144	7,161	7,161	6,380
Other Operations	13,630	12,211	12,211	10,283
	21,774	19,372	19,372	16,663

Note: Any deficit is funded from the Department of Public Works and Services appropriations while any surplus revenues generated through the chargeback are returned to departments.

Other Public Agencies includes: Business Development Investment Corporation and all Health Authorities.

TECHNOLOGY SERVICE CENTRE (CHARGEBACK)

Active Positions

2014-2015	Indeterminate Full Time	Indeterminate Part Time	Seasonal	Total
Regional Allocation				
Yellowknife Headquarters	54	-	-	54
North Slave	-	-	-	-
Tłı̨chǫ	-	-	-	-
South Slave	3	-	-	3
Dehcho	1	-	-	1
Sahtu	1	-	-	1
Beaufort Delta	2	-	-	2
	61	-	-	61
Community Allocation				
Yellowknife Headquarters	54	-	-	54
Regional/Area Offices	7	-	-	7
Other Communities	-	-	-	-
	61	-	-	61

2013-2014	Indeterminate Full Time	Indeterminate Part Time	Seasonal	Total
Regional Allocation				
Yellowknife Headquarters	51	-	-	51
North Slave	-	-	-	-
Tłı̨chǫ	-	-	-	-
South Slave	2	-	-	2
Dehcho	1	-	-	1
Sahtu	1	-	-	1
Beaufort Delta	1	-	-	1
	56	-	-	56
Community Allocation				
Yellowknife Headquarters	51	-	-	51
Regional/Area Offices	5	-	-	5
Other Communities	-	-	-	-
	56	-	-	56

Note 1: Regional and Area Offices include positions located in Yellowknife Regional Offices, Fort Smith, Hay River, Fort Simpson, Norman Wells and Inuvik.

Public Stores Revolving Fund

The territorial wide Public Stores Revolving Fund was established to provide working capital to finance central warehousing of standard supply inventories; such as, accountable forms, vital statistics, court documents, etc. The Public Stores Revolving Fund is utilized by all GNWT departments as well as boards, agencies. The authorized limit of the fund is \$1,175,000. Currently, only Yellowknife has a public stores inventory, which services all the regions.

	(thousands of dollars)			
	2014-2015 Main Estimates	2013-2014 Revised Estimates	2013-2014 Main Estimates	2012-2013 Actuals
Authorized Limit	1,175	1,175	1,175	1,175
OPERATING RESULTS				
Opening Balance	150	155	145	149
Net Purchases	150	150	150	132
Net Issues	(155)	(155)	(155)	(126)
Inventory Write-downs	-	-	-	-
Closing Balance	145	150	140	155

PUBLIC WORKS AND SERVICES

This page intentionally left blank

Petroleum Products Revolving Fund

The Petroleum Products Revolving Fund was established January 19, 1973. The fund provides working capital to finance inventory, accounts receivable and operating expenses, such as salaries, commissions, taxes and quality control, required for the distribution of petroleum products. The authorized limit of the Petroleum Products Revolving Fund is \$55,000,000. Operating expenses are recovered through the price structure to achieve a break-even operation.

	(thousands of dollars)			
	2014-2015 Main Estimates	2013-2014 Revised Estimates	2013-2014 Main Estimates	2012-2013 Actuals
Authorized Limit	55,000	55,000	55,000	55,000
OPERATING RESULTS				
Income				
Sales Income After Taxes	43,092	41,837	38,374	41,268
Other Revenue	-	-	-	59
	43,092	41,837	38,374	41,327
Expenditures				
Salaries	2,076	2,016	1,964	2,008
Other Operations and Maintenance	2,139	1,883	1,790	2,132
Commissions	2,400	2,389	2,212	2,370
Cost of Goods Sold	36,299	35,242	32,382	35,003
	42,914	41,530	38,348	41,513
Surplus (Deficit)	178	307	26	(186)

Petroleum Products Stabilization Fund

Opening Balance	489	182	310	368
Surplus (Deficit)	178	307	26	(186)
Closing Balance	667	489	336	182

Petroleum Products Revolving Fund

Active Positions

2014-2015	Indeterminate Full Time	Indeterminate Part Time	Seasonal	Total
Regional Allocation				
Yellowknife Headquarters	4	1	-	5
North Slave	-	-	-	-
Tłı̨chǫ	-	-	-	-
South Slave	-	-	-	-
Dehcho	7	-	-	7
Sahtu	-	-	-	-
Beaufort Delta	3	-	-	3
	14	1	-	15
Community Allocation				
Yellowknife Headquarters	4	1	-	5
Regional/Area Offices	10	-	-	10
Other Communities	-	-	-	-
	14	1	-	15

2013-2014	Indeterminate Full Time	Indeterminate Part Time	Seasonal	Total
Regional Allocation				
Yellowknife Headquarters	4	1	-	5
North Slave	-	-	-	-
Tłı̨chǫ	-	-	-	-
South Slave	-	-	-	-
Dehcho	7	-	-	7
Sahtu	-	-	-	-
Beaufort Delta	3	-	-	3
	14	1	-	15
Community Allocation				
Yellowknife Headquarters	4	1	-	5
Regional/Area Offices	10	-	-	10
Other Communities	-	-	-	-
	14	1	-	15

Note 1: Regional and Area Offices include positions located in Yellowknife Regional Offices, Fort Smith, Hay River, Fort Simpson, Norman Wells and Inuvik.

Work Performed on Behalf of Others

(thousands of dollars)

	2014-2015 Main Estimates	2013-2014 Revised Estimates	2013-2014 Main Estimates	2012-2013 Actuals
<p>Divisional Education Board Beaufort-Delta - Leasing Services - Through a Memorandum of Agreement with the Beaufort-Delta Education Board, the Department of Public Works and Services provides direct services by leasing office space. Costs incurred by the department on behalf of the education board are recovered through chargeback.</p>	140	132	132	140
<p>AANDC - Sahtu Final Agreement Implementation - The Government of the Northwest Territories has signed a funding agreement with the Department of Aboriginal Affairs and Northern Development Canada (AANDC) for activities required to implement the Sahtu Final Agreement. Under the terms of this agreement, funding is provided to the Department of Public Works and Services to undertake activities for which it is responsible under the Final Agreement.</p>	4	4	4	4
<p>AANDC - Gwich'in Land Claim Implementation - A Flexible Transfer Agreement respecting the implementation of the Gwich'in Final Agreement between AANDC and the Government of the Northwest Territories came into effect on April 1, 2002. Under the terms of this agreement, funding is provided to the Department of Public Works and Services to undertake activities for which it is responsible under the Implementation Plan.</p>	4	4	4	4
<p>AANDC - Tłı̄chǫ Implementation - The Government of the Northwest Territories has signed a funding agreement with AANDC for activities required to implement the Tłı̄chǫ Agreement which came into effect on August 4, 2005. Under the terms of this agreement, funding is provided to the Department of Public Works and Services to undertake activities for which it is responsible under the Final Agreement.</p>	15	15	14	15

Work Performed on Behalf of Others (continued)

(thousands of dollars)

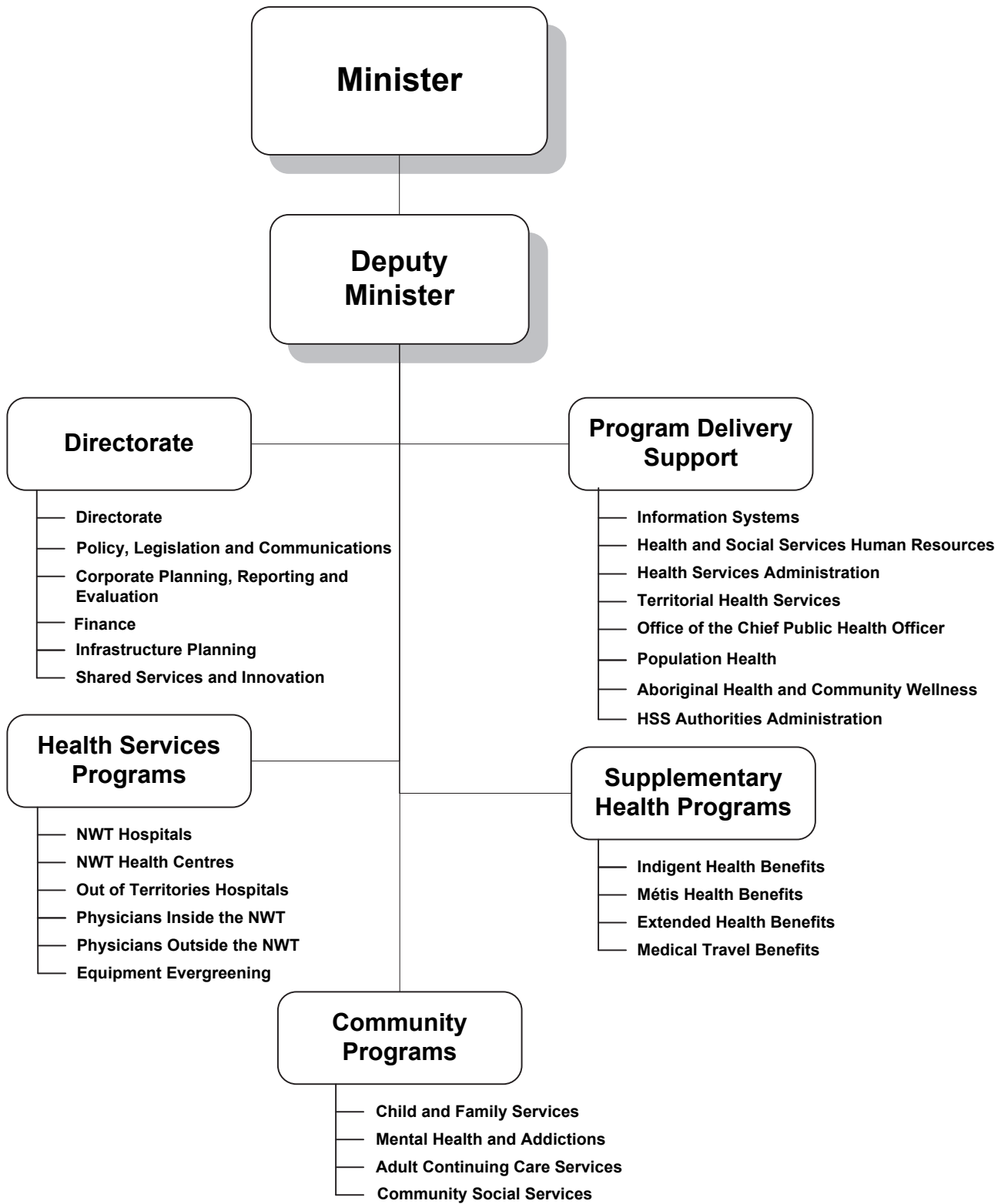
	2014-2015 Main Estimates	2013-2014 Revised Estimates	2013-2014 Main Estimates	2012-2013 Actuals
Alex Moses Greenland Building - BDHSSA - Through a Memorandum of Understanding (MOU) with the Beaufort-Delta Health and Social Services Authority (BDHSSA), the Department of Public Works and Services provides direct services by leasing office space. Costs incurred by the department on behalf of the Authority are recovered through chargeback.	80	80	80	80
Royal Canadian Mounted Police (RCMP) - Through a Memorandum of Understanding (MOU) with the RCMP, the Department of Public Works and Services will provide maintenance and utility management services along with minor project management services for commercial and residential properties in the Northwest Territories. This MOU will be in effect until mutually renewed, amended or terminated.	8,000	-	-	-
Frame Lake Community Health Clinic - Yellowknife - Through a Memorandum of Understanding (MOU) with Yellowknife Health and Social Services, the Department of Public Works and Services provided project management services to upgrade the existing mechanical system. The MOU will remain in effect until the completion of the project or until mutually renewed, amended or terminated.	-	73	-	68
Elizabeth Mackenzie Elementary School - Behchokò - Through a Memorandum of Understanding (MOU) with the Community Government of Behchoko, the Department of Public Works and Services provided future connection provisions to the wood pellet boiler system at the Elizabeth Mackenzie Elementary School so the community can install piping etc at a future date to service the Community Recplex. The MOU will remain in effect until the completion of the project or until mutually renew, amended or terminated.	-	100	-	100

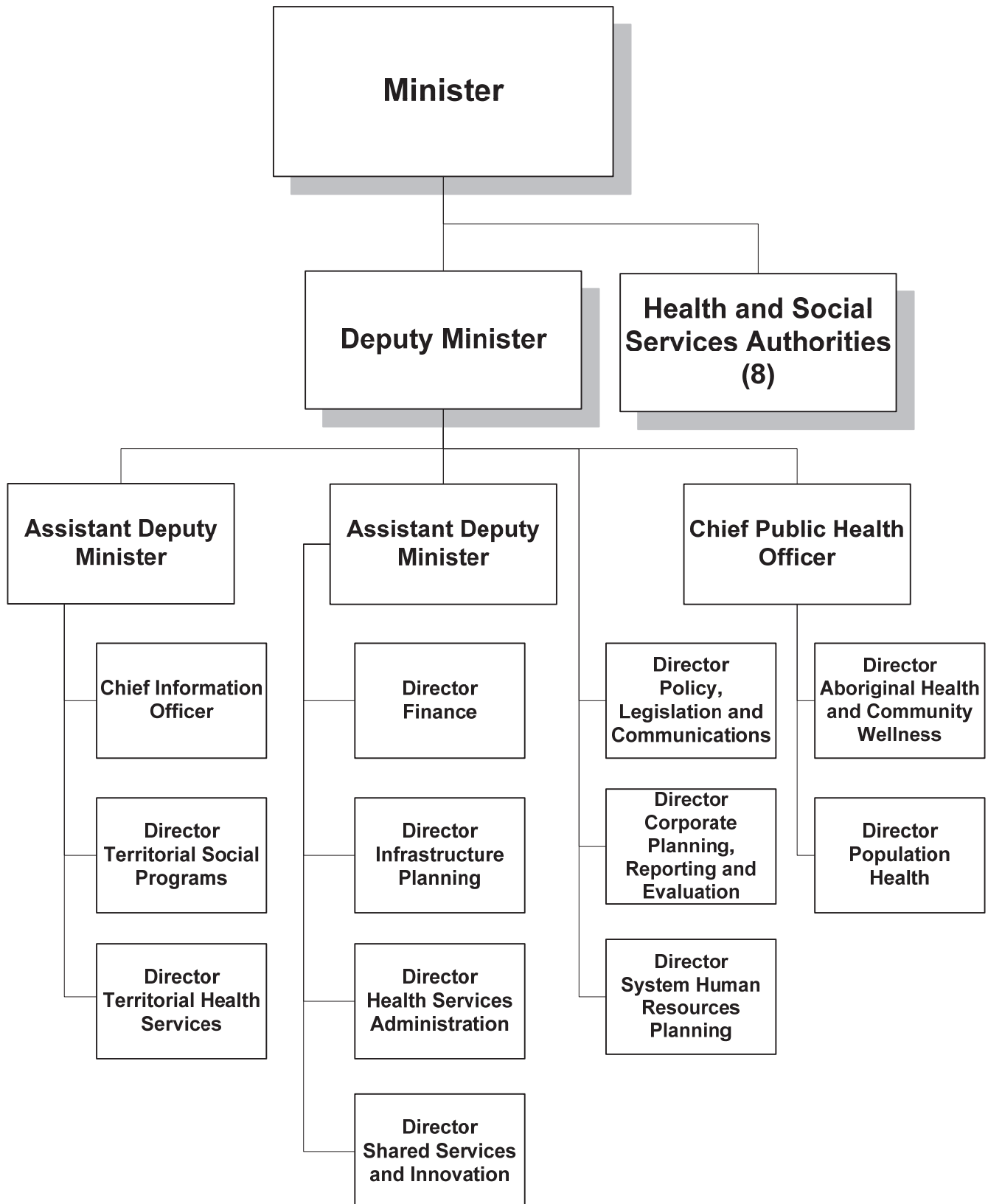
Work Performed on Behalf of Others (continued)

(thousands of dollars)

	2014-2015 Main Estimates	2013-2014 Revised Estimates	2013-2014 Main Estimates	2012-2013 Actuals
Elizabeth Mackenzie Elementary School	-	47	-	47
- Behchokò - Minor Renovations -				
Through a Memorandum of Understanding (MOU) with the Community Government of Behchoko, the Department of Public Works and Services provided project management services for minor renovations to the school. The MOU will remain in effect until the completion of the project or until mutually renewed, amended, or terminated.				
	8,243	455	234	458

HEALTH AND SOCIAL SERVICES





MISSION

To promote, protect and provide for the health and well-being of the people of the Northwest Territories.

GOALS

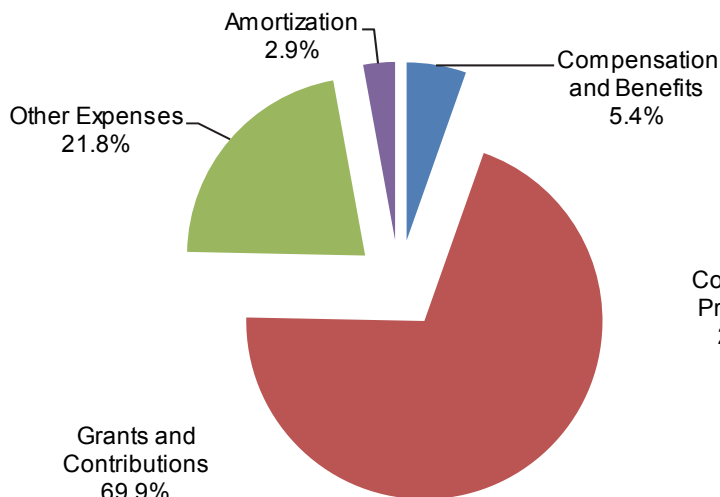
In order to provide high quality health and social services we have established goals that support our vision, mission and guiding principles.

- Wellness - Communities, families and individuals make healthy choices; children are raised in safe environments and are protected from injury and disease
- Access - The right service at the right time by the right provider
- Sustainability - Living within our means
- Accountability - Reporting to the public and the Legislative Assembly

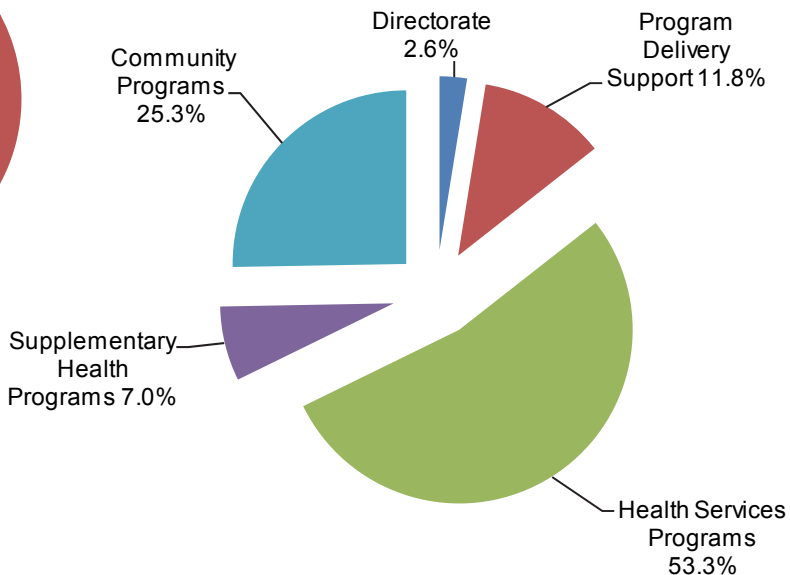
This page intentionally left blank

OPERATIONS EXPENDITURES

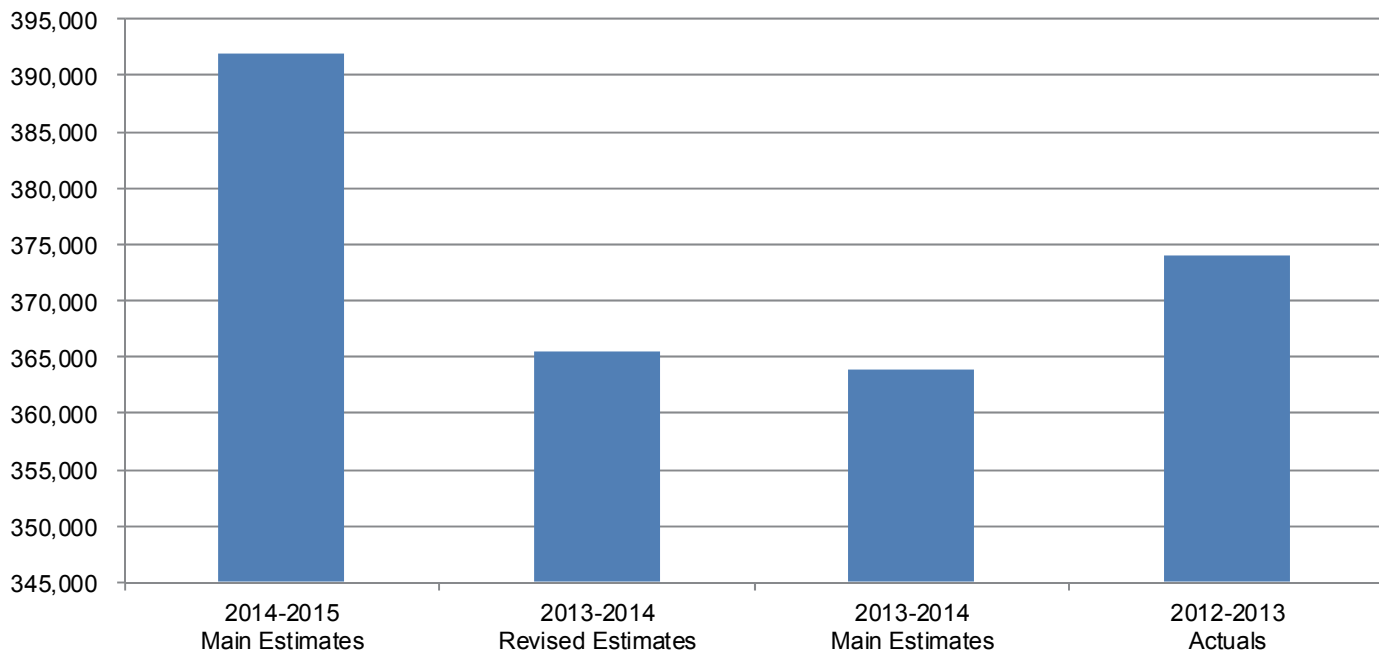
By Expenditure Category



By Activity



**Operations Expenditures Comparison
(thousands of dollars)**



OPERATIONS EXPENDITURE SUMMARY

	(thousands of dollars)			
	2014-2015 Main Estimates	2013-2014 Revised Estimates	2013-2014 Main Estimates	2012-2013 Actuals
Expenditure Category				
Compensation and Benefits	21,199	20,144	20,005	19,789
Grants and Contributions	273,995	260,196	260,848	259,587
Other Expenses	85,464	75,060	72,328	85,329
	<u>380,658</u>	<u>355,400</u>	<u>353,181</u>	<u>364,705</u>
Amortization	11,271	10,079	10,675	9,251
	<u>391,929</u>	<u>365,479</u>	<u>363,856</u>	<u>373,956</u>
Details of Other Expenses				
Travel	838	899	895	713
Materials and Supplies	762	692	692	438
Purchased Services	1,037	1,048	1,009	735
Utilities	-	-	-	-
Contract Services	36,050	29,743	27,567	35,841
Fees and Payments	41,530	37,845	37,289	44,113
Controllable Assets	868	868	868	117
Computer Hardware and Software	1,007	623	578	130
Valuation Allowances	-	-	-	-
Chargebacks	3,372	3,342	3,430	3,213
Interest	-	-	-	29
Loss on Sale of Assets	-	-	-	-
Foreign Currency Exchange Loss	-	-	-	-
	<u>85,464</u>	<u>75,060</u>	<u>72,328</u>	<u>85,329</u>

INFRASTRUCTURE INVESTMENT SUMMARY

(thousands of dollars)

	2014-2015 Main Estimates	2013-2014 Revised Estimates	2013-2014 Main Estimates	2012-2013 Actuals
BEGINNING OF THE YEAR				
Cost of assets in service	263,201	241,905	241,788	216,542
Accumulated amortization	(125,651)	(115,572)	(116,127)	(106,321)
Net book value	137,550	126,333	125,661	110,221
CHANGES DURING BUDGET YEAR				
Assets put into service during the year	47,645	21,296	34,758	25,363
Disposals	-	-	-	-
Amortization expense	(11,271)	(10,079)	(10,675)	(9,251)
END OF THE YEAR				
Net book value of assets in service	173,924	137,550	149,744	126,333
Work in progress	102,779	89,936	71,971	44,501
TOTAL NET BOOK VALUE AND WORK IN PROGRESS	276,703	227,486	221,715	170,834
CALCULATION OF ASSETS PUT INTO SERVICE				
Work in progress, beginning of the year	89,936	44,501	70,348	47,281
Capital Investment Expenditures per Infrastructure Acquisition Plan (TCA)	60,488	66,731	36,381	22,583
Less work in progress, end of the year	(102,779)	(89,936)	(71,971)	(44,501)
Assets put into service during the year	47,645	21,296	34,758	25,363
INFRASTRUCTURE INVESTMENT				
Large Capital Projects	58,101	58,559	34,750	26,529
Small Capital Projects	789	732	631	1,396
Information Technology Projects	2,998	7,440	1,000	2,075
TOTAL INFRASTRUCTURE INVESTMENT	61,888	66,731	36,381	30,000
ALLOCATED TO:				
Tangible Capital Assets	60,488	66,731	36,381	30,000
Infrastructure Contributions	-	-	-	-
Deferred Maintenance	1,400	-	-	-
	61,888	66,731	36,381	30,000

HEALTH AND SOCIAL SERVICES

REVENUE SUMMARY

(thousands of dollars)

	2014-2015 Main Estimates	2013-2014 Revised Estimates	2013-2014 Main Estimates	2012-2013 Actuals
Transfer Payments				
Wait Times Reduction Trust	-	315	315	333
Sustainability Initiative (THSSI) - Long Term	-	4,333	4,333	4,333
Extended Territorial Health System Sustainability Initiative (THSSI) - Medical Travel Reform	-	3,200	3,200	3,200
Hospital Care - Status Indians and Inuit	21,884	21,455	21,455	21,038
Medical Care - Status Indians and Inuit	7,532	7,384	7,384	7,239
Capital Transfers	381	1,152	1,450	9,067
	<u>29,797</u>	<u>37,839</u>	<u>38,137</u>	<u>45,210</u>
General				
<i>Regulatory Revenue</i>				
Professional Licenses Fees	180	180	180	190
Vital Statistics Fees	100	100	100	105
Environmental Health Fees	35	20	20	41
<i>Program</i>				
Reciprocal Billing - Inpatient Services	3,000	3,000	3,000	1,779
Reciprocal Billing - Hospital Services for Nunavut	8,500	8,500	8,500	8,821
Reciprocal Billing - Medical Services	500	500	500	393
Reciprocal Billing - Specialist Physicians for Nunavut	1,500	1,500	1,500	1,241
Special Allowances	1,000	1,000	1,000	665
Subrogated Claims	-	-	-	131
NWT Housing Corp - Woodland Manor	-	-	-	15
<i>Grant in Kind</i>				
Rockhill Apartments (lease to YWCA)	443	443	443	443
	<u>15,258</u>	<u>15,243</u>	<u>15,243</u>	<u>13,824</u>
	<u>45,055</u>	<u>53,082</u>	<u>53,380</u>	<u>59,034</u>

HEALTH AND SOCIAL SERVICES

ACTIVE POSITION SUMMARY

2014-2015	Indeterminate Full Time	Indeterminate Part Time	Seasonal	Total
Regional Allocation				
Yellowknife Headquarters	149	4	-	153
North Slave	-	-	-	-
Tłı̄chǫ	-	-	-	-
South Slave	1	-	-	1
Dehcho	1	-	-	1
Sahtu	2	-	-	2
Beaufort Delta	20	-	-	20
	173	4	-	177
Community Allocation				
Yellowknife Headquarters	149	4	-	153
Regional/Area Offices	24	-	-	24
Other Communities	-	-	-	-
	173	4	-	177

2013-2014	Indeterminate Full Time	Indeterminate Part Time	Seasonal	Total
Regional Allocation				
Yellowknife Headquarters	147	3	-	150
North Slave	-	-	-	-
Tłı̄chǫ	-	-	-	-
South Slave	3	-	-	3
Dehcho	-	-	-	-
Sahtu	-	-	-	-
Beaufort Delta	21	-	-	21
	171	3	-	174
Community Allocation				
Yellowknife Headquarters	147	3	-	150
Regional/Area Offices	24	-	-	24
Other Communities	-	-	-	-
	171	3	-	174

Note 1: Regional and Area Offices include positions located in Yellowknife Regional Offices, Fort Smith, Hay River, Fort Simpson, Norman Wells and Inuvik.

Active Positions – Health and Social Services Authorities**2014-2015**

	Indeterminate Full Time	Indeterminate Part Time	Total
Authority Allocation			
Dehcho Health & Social Services Authority	86	9	95
Beaufort Delta Health & Social Services Authority	216	13	229
Tłı̄chǫ Community Services Agency	88	18	106
Sahtu Health & Social Services Authority	62	10	72
Stanton Territorial Health Authority	375	39	414
Yellowknife Health & Social Services Authority	162	13	175
Fort Smith Health & Social Services Authority	92	17	109
Hay River Health & Social Services Authority	162	30	192
	1,243	149	1,392

Community Allocation

Yellowknife Headquarters	-	-	-
Regional/Area Offices	1,001	101	1,102
Other Communities	242	48	290
	1,243	149	1,392

2013-2014

	Indeterminate Full Time	Indeterminate Part Time	Total
Authority Allocation			
Dehcho Health & Social Services Authority	86	9	95
Beaufort Delta Health & Social Services Authority	210	15	225
Tłı̄chǫ Community Services Agency	78	14	92
Sahtu Health & Social Services Authority	64	7	71
Stanton Territorial Health Authority	365	40	405
Yellowknife Health & Social Services Authority	148	16	164
Fort Smith Health & Social Services Authority	97	14	111
Hay River Health & Social Services Authority	157	24	181
	1,205	139	1,344

Community Allocation

Yellowknife Headquarters	-	-	-
Regional/Area Offices	976	95	1,071
Other Communities	229	44	273
	1,205	139	1,344

Note 1: Regional and Area Offices include positions located in Yellowknife Regional Offices, Fort Smith, Hay River, Fort Simpson, Norman Wells and Inuvik.

DIRECTORATE

Activity Description

Under the authority of the Minister, the **Directorate** provides strategic leadership to the Department and the Authorities. This includes responsibility for overall coordination of strategic reform initiatives aimed at ensuring the long-term sustainability of the HSS system. The Directorate is responsible for broad system planning, establishing strategic direction, providing innovative leadership, coordination and risk management as well as the provision of administrative services for departmental operations. Under the Authority of the Chair of the Social Envelope Committee of Cabinet, the Directorate also provides strategic leadership and administrative support to the Northwest Territories' Anti-Poverty initiative.

The **Policy, Legislation and Communications** Division provides leadership and services in the development of policy, legislation and regulations along with Intergovernmental relations, Aboriginal affairs, Official Languages and Communications.

The **Corporate Planning, Reporting and Evaluation** Division is responsible for setting a system-wide framework for planning and accountability to ensure that Department priorities respond to system-wide health and social issues and reflect priorities set by government. This Division is also responsible for monitoring program performance and conducting evaluations to support evidence based decision-making. Responsibility for professional licensing is also included in the Division.

The **Finance** Division provides financial planning, financial management and administrative services for the health and social services system. These services include providing advice to the Department and the Authorities on financial management, financial monitoring, financial analysis, transaction processing and procurement, including contracts and contributions.

The **Infrastructure Planning** Division is responsible for the overall development, design and planning of capital infrastructure projects. Planning and purchasing for medical equipment and ever-greening is also included in this Division.

The **Shared Services and Innovation** Division provides overall leadership and guidance on the strategic planning and implementation of several key system reform initiatives that collectively will change the structure of health and social services delivery in the Northwest Territories. Reform initiatives include a modernization of the Medical Travel system and policy, planning and implementation of non-clinical shared services across the Authorities and the Department, and a medical response system and service that will provide both clinical support and coordination of air ambulance services for critical patients in remote communities.

DIRECTORATE**Operations Expenditure Summary**

	(thousands of dollars)			
	2014-2015 Main Estimates	2013-2014 Revised Estimates	2013-2014 Main Estimates	2012-2013 Actuals
Expenditure Category				
Compensation and Benefits	7,803	7,165	7,165	6,603
Grants and Contributions	685	185	35	68
Other Expenses	1,528	1,429	1,399	1,320
	10,016	8,779	8,599	7,991
Amortization	-	-	-	-
	10,016	8,779	8,599	7,991
Details of Other Expenses				
Travel	264	264	264	223
Materials and Supplies	123	113	113	111
Purchased Services	31	72	81	96
Utilities	-	-	-	-
Contract Services	927	801	801	690
Fees and Payments	98	96	66	76
Controllable Assets	-	-	-	29
Computer Hardware and Software	11	9	9	58
Valuation Allowances	-	-	-	-
Chargebacks	74	74	65	37
Interest	-	-	-	-
Loss on Sale of Assets	-	-	-	-
Foreign Currency Exchange Loss	-	-	-	-
	1,528	1,429	1,399	1,320

DIRECTORATE

Grants and Contributions

	(thousands of dollars)			
	2014-2015 Main Estimates	2013-2014 Revised Estimates	2013-2014 Main Estimates	2012-2013 Actuals
Contributions				
Tłıchǵ Cultural Co-ordinator. The three parties (Tłıchǵ, Canada and GNWT) agreed to each fund one third of the costs of a position. The GNWT's portion of funding for the Cultural Co-ordinator is to be split equally between the Departments of Health and Social Services and Education, Culture and Employment.	35	35	35	36
Anti-Poverty Strategy and Framework. Contribution funding is available for day shelters in Yellowknife and Inuvik. As well, a funding program for non-government organizations and Aboriginal governments has been established to advance specific projects or initiatives that support the priorities in the Anti-Poverty Framework.	650	150	-	-
Integrated Service Delivery Model (ISDM). A contribution was provided to the Hay River Health and Social Services Authority. A review of the core primary services that are currently provided throughout the north was completed.	-	-	-	32
	685	185	35	68

DIRECTORATE**Active Positions**

2014-2015	Indeterminate Full Time	Indeterminate Part Time	Seasonal	Total
Regional Allocation				
Yellowknife Headquarters	58	2	-	60
North Slave	-	-	-	-
Tłı̨chǫ	-	-	-	-
South Slave	-	-	-	-
Dehcho	-	-	-	-
Sahtu	-	-	-	-
Beaufort Delta	-	-	-	-
	58	2	-	60
Community Allocation				
Yellowknife Headquarters	58	2	-	60
Regional/Area Offices	-	-	-	-
Other Communities	-	-	-	-
	58	2	-	60

2013-2014	Indeterminate Full Time	Indeterminate Part Time	Seasonal	Total
Regional Allocation				
Yellowknife Headquarters	56	1	-	57
North Slave	-	-	-	-
Tłı̨chǫ	-	-	-	-
South Slave	-	-	-	-
Dehcho	-	-	-	-
Sahtu	-	-	-	-
Beaufort Delta	-	-	-	-
	56	1	-	57
Community Allocation				
Yellowknife Headquarters	56	1	-	57
Regional/Area Offices	-	-	-	-
Other Communities	-	-	-	-
	56	1	-	57

Note 1: Regional and Area Offices include positions located in Yellowknife Regional Offices, Fort Smith, Hay River, Fort Simpson, Norman Wells and Inuvik.

PROGRAM DELIVERY SUPPORT

Activity Description

The Department provides ongoing system wide program planning, standards development and advice in the delivery of health and social programs.

The **System Human Resources Planning** Division is responsible for coordinating system-wide planning and promotion of health and social services careers. This includes working in collaboration with the Department of Human Resources to forecast health and social services human resources needs, and the design, delivery and evaluation of programs to support recruitment and retention specifically related to health and social services professionals.

The **Information Services** Division leads informatics initiatives in support of the broader systemic goals of Health and Social Services. The Division provides operational support to departmental and territorial systems, and provides planning, implementation and investment support for new territorial health and social services initiatives, data standards, as well as coordination of *Access to Information*, *Protection of Privacy* requests and records management.

The **Health Services Administration** Division is responsible for the administration of the Health Benefits programs (including Insured Health Benefits, Extended Health Benefits, Catastrophic Health Benefits, Métis, Non-Insured Health Benefits and inter-jurisdictional billings for Hospital and Physician Services). The Division is also responsible for providing leadership and direction to the Authorities in the administration of Insured services, reciprocal billing and Health Benefits eligibility and registration. The Vital Statistics, Registrar General is also located in this Division providing the registration and issuing of certificates for vital events that occur in the NWT.

The **Territorial Health Services** Division ensures standards and policies are in place to guide the delivery of health services throughout the NWT. Specifically, this Division is responsible for the planning, development, coordination, monitoring and review of: acute care; long-term care; homecare; seniors and persons with disabilities; rehabilitation; maternal and child health and oral health; community health programs and physician services.

The **Office of the Chief Public Health Officer** is responsible for establishing a system response to broad population health issues. This Office guides wellness surveillance activities and coordinates responses in the areas of health promotion, environmental health disease control and epidemiology. The system's response to population health issues such as cancer, early childhood development and environmental contaminants are coordinated out of this office. The mandate and responsibilities of the Chief Public Health Officer are largely defined from the *NWT Public Health Act*.

The **Population Health** Division is responsible for services aimed at broad population health through co-ordination and ongoing management of health and wellness surveillance activities for the NWT. This includes the development of program standards, monitoring and evaluation in the areas of public health, environmental health, disease control and epidemiology.

The **Aboriginal Health and Community Wellness Division** works directly with community groups and Aboriginal governments to identify key community specific priorities and helps in the development of appropriate responses. The Division also provides communities with injury prevention and health promotion expertise to help support community wellness plans and assists with the integration of traditional healing into primary care.

HSS Authorities Administration includes funding to Health and Social Services Authorities for activities associated with management and administration.

PROGRAM DELIVERY SUPPORT**Operations Expenditure Summary**

	(thousands of dollars)			
	2014-2015 Main Estimates	2013-2014 Revised Estimates	2013-2014 Main Estimates	2012-2013 Actuals
Expenditure Category				
Compensation and Benefits	10,710	10,467	10,579	10,852
Grants and Contributions	24,416	21,171	21,060	19,165
Other Expenses	11,364	10,447	9,964	11,004
	<u>46,490</u>	<u>42,085</u>	<u>41,603</u>	<u>41,021</u>
Amortization	-	-	-	-
	<u>46,490</u>	<u>42,085</u>	<u>41,603</u>	<u>41,021</u>
Details of Other Expenses				
Travel	397	330	326	324
Materials and Supplies	550	490	445	258
Purchased Services	537	537	667	609
Utilities	-	-	-	-
Contract Services	4,667	3,886	3,806	4,787
Fees and Payments	931	1,334	804	1,755
Controllable Assets	-	-	-	25
Computer Hardware and Software	984	602	551	70
Valuation Allowances	-	-	-	-
Chargebacks	3,298	3,268	3,365	3,176
Interest	-	-	-	-
Loss on Sale of Assets	-	-	-	-
Foreign Currency Exchange Loss	-	-	-	-
	<u>11,364</u>	<u>10,447</u>	<u>9,964</u>	<u>11,004</u>

Program Delivery Details

Information Systems	7,847	7,562	7,646	7,027
Health & Social Services Human Resources	5,067	5,118	5,117	5,181
Health Services Administration	1,643	1,601	1,596	1,733
Territorial Health Services	5,056	3,984	3,996	4,819
Office of the Chief Public Health Officer	1,375	1,352	1,486	1,455
Population Health	3,122	3,327	2,796	2,805
Aboriginal Health & Community Wellness	2,600	2,565	2,471	1,742
HSS Authorities Administration	19,780	16,576	16,495	16,259
	<u>46,490</u>	<u>42,085</u>	<u>41,603</u>	<u>41,021</u>

PROGRAM DELIVERY SUPPORT
Grants and Contributions

	(thousands of dollars)			
	2014-2015 Main Estimates	2013-2014 Revised Estimates	2013-2014 Main Estimates	2012-2013 Actuals
Contributions				
Professional Development, Recruitment and Retention (Health and Social Services Human Resources) - Funding to Authorities for the planning, development and implementation of recruitment, retention, succession and mentorship programs. This funding ensures that the ongoing front-line staffing needs of the NWT Health and Social Services System are met and that Northerners continue to be provided with a high level of professional care.	2,701	2,701	2,701	802
Territorial Health Services contributions - Funding for the Seniors 1-800 line / NWT Seniors Society, Canadian National Institute for the Blind, and the NWT Council of Persons with Disabilities. Funding is also provided to the NWT Association of Midwives.	761	739	739	831
Office of the Chief Public Health Officer contributions - Funding to Authorities and others for health promotion and prevention activities.	11	11	11	59

PROGRAM DELIVERY SUPPORT**Grants and Contributions**

	(thousands of dollars)			
	2014-2015 Main Estimates	2013-2014 Revised Estimates	2013-2014 Main Estimates	2012-2013 Actuals
Contributions				
Aboriginal Health and Community Wellness contributions - Funding to Authorities and non-government organizations for tobacco health promotion activities, healthy choices and community based breastfeeding programs.				
- Authorities	448	429	424	537
- Department	715	715	690	677
HSS Authorities Administration - Funding to HSS Authorities for administration to provide services to eligible NWT residents in Territorial Health Insured Services.	19,780	16,576	16,495	16,259
	24,416	21,171	21,060	19,165

PROGRAM DELIVERY SUPPORT**Active Positions**

2014-2015	Indeterminate Full Time	Indeterminate Part Time	Seasonal	Total
Regional Allocation				
Yellowknife Headquarters	69	-	-	69
North Slave	-	-	-	-
Tłı̄chǫ	-	-	-	-
South Slave	1	-	-	1
Dehcho	1	-	-	1
Sahtu	2	-	-	2
Beaufort Delta	20	-	-	20
	93	-	-	93
Community Allocation				
Yellowknife Headquarters	69	-	-	69
Regional/Area Offices	24	-	-	24
Other Communities	-	-	-	-
	93	-	-	93

2013-2014	Indeterminate Full Time	Indeterminate Part Time	Seasonal	Total
Regional Allocation				
Yellowknife Headquarters	69	-	-	69
North Slave	-	-	-	-
Tłı̄chǫ	-	-	-	-
South Slave	2	-	-	2
Dehcho	-	-	-	-
Sahtu	-	-	-	-
Beaufort Delta	20	-	-	20
	91	-	-	91
Community Allocation				
Yellowknife Headquarters	69	-	-	69
Regional/Area Offices	22	-	-	22
Other Communities	-	-	-	-
	91	-	-	91

Note 1: Regional and Area Offices include positions located in Yellowknife Regional Offices, Fort Smith, Hay River, Fort Simpson, Norman Wells and Inuvik.

This page intentionally left blank

HEALTH SERVICES PROGRAMS

Activity Description

Health services to eligible northern residents in areas such as inpatient and outpatient services, public health and chronic care are provided through the Department and Authorities. Pursuant to the *Hospital Insurance and Health and Social Services Administration Act*, Health and Social Services Authorities are established to operate, manage and control facilities, programs and services.

Hospital Services

- funding to Authorities to provide primary, secondary and emergency care in NWT hospitals
- funding for insured hospital services to NWT residents outside the NWT

NWT Health Centres

- funding to Authorities to provide residents with primary care or “first contact” care through a system of health centres located throughout the NWT

Physician Services

- funding to Authorities to provide insured physician services inside the NWT
- funding for insured physician services to NWT residents outside the NWT

Equipment Evergreening

- funding for medical equipment and vehicles under \$50,000

HEALTH SERVICES PROGRAMS**Operations Expenditure Summary**

Expenditure Category	(thousands of dollars)			
	2014-2015 Main Estimates	2013-2014 Revised Estimates	2013-2014 Main Estimates	2012-2013 Actuals
Compensation and Benefits	-	-	-	-
Grants and Contributions	158,361	152,770	152,164	152,272
Other Expenses	40,235	36,199	36,199	42,225
	<u>198,596</u>	<u>188,969</u>	<u>188,363</u>	<u>194,497</u>
Amortization	10,411	9,219	9,815	8,220
	<u>209,007</u>	<u>198,188</u>	<u>198,178</u>	<u>202,717</u>
Details of Other Expenses				
Travel	-	-	-	-
Materials and Supplies	-	-	-	-
Purchased Services	-	-	-	-
Utilities	-	-	-	-
Contract Services	355	355	355	368
Fees and Payments	39,028	34,992	34,992	41,795
Controllable Assets	852	852	852	62
Computer Hardware and Software	-	-	-	-
Valuation Allowances	-	-	-	-
Chargebacks	-	-	-	-
Interest	-	-	-	-
Loss on Sale of Assets	-	-	-	-
Foreign Currency Exchange Loss	-	-	-	-
	<u>40,235</u>	<u>36,199</u>	<u>36,199</u>	<u>42,225</u>

Program Delivery Details

NWT Hospitals	98,650	91,845	90,728	96,570
NWT Health Centres	30,283	28,850	28,618	29,713
Out-of-Territories Hospitals	19,123	19,123	19,123	19,705
Physicians Inside the NWT	43,655	42,716	43,459	42,967
Physicians Outside the NWT	5,333	5,333	5,333	5,162
Equipment Evergreening	1,552	1,102	1,102	380
Amortization	10,411	9,219	9,815	8,220
	<u>209,007</u>	<u>198,188</u>	<u>198,178</u>	<u>202,717</u>

HEALTH SERVICES PROGRAMS

Grants and Contributions

	(thousands of dollars)			
	2014-2015 Main Estimates	2013-2014 Revised Estimates	2013-2014 Main Estimates	2012-2013 Actuals
Grants				
Medical Professional Development - Grant to the NWT Medical Association for professional development of eligible individual NWT physicians.	40	40	40	40
	40	40	40	40
Contributions				
Hospital Services (NWT Hospitals) - Funding to Authorities that provide services to eligible NWT residents (for primary, secondary and emergency care provided by physicians in hospitals).	87,752	84,947	83,830	82,389
Health Centres - Funding to Authorities to provide primary care, or "first contact" care, to eligible NWT residents through a system of health centres across the NWT.	30,283	28,850	28,618	29,713
Physician Services to NWT Residents (Physicians Inside the NWT) - Funding to Authorities that provide insured medical (physician) services inside the NWT to eligible residents (NWT Health Care Plan).	39,586	38,683	39,426	39,880
Equipment Evergreening - Funding to Authorities for minor medical equipment purchases and ever-greening plan for program vehicles under \$50,000.	700	250	250	250
	158,321	152,730	152,124	152,232
	158,361	152,770	152,164	152,272

This page intentionally left blank

SUPPLEMENTARY HEALTH PROGRAMS

Activity Description

The Department provides Supplementary Health Programs, in accordance with policy, to residents who meet eligibility criteria. Benefits include eligible prescription drugs, appliances, supplies, prostheses, and certain medical travel expenses. Specific benefit programs are:

- Extended Health Benefits
- Métis Health Benefits
- Medical Travel Benefits
- Indigent Health Benefits

SUPPLEMENTARY HEALTH PROGRAMS**Operations Expenditure Summary**

Expenditure Category	(thousands of dollars)			
	2014-2015 Main Estimates	2013-2014 Revised Estimates	2013-2014 Main Estimates	2012-2013 Actuals
Compensation and Benefits	-	-	-	-
Grants and Contributions	16,829	16,317	16,316	18,080
Other Expenses	10,471	10,471	10,471	10,633
	<u>27,300</u>	<u>26,788</u>	<u>26,787</u>	<u>28,713</u>
Amortization	-	-	-	-
	<u>27,300</u>	<u>26,788</u>	<u>26,787</u>	<u>28,713</u>
Details of Other Expenses				
Travel	-	-	-	-
Materials and Supplies	-	-	-	-
Purchased Services	-	-	-	-
Utilities	-	-	-	-
Contract Services	10,070	10,070	10,070	10,415
Fees and Payments	401	401	401	218
Controllable Assets	-	-	-	-
Computer Hardware and Software	-	-	-	-
Valuation Allowances	-	-	-	-
Chargebacks	-	-	-	-
Interest	-	-	-	-
Loss on Sale of Assets	-	-	-	-
Foreign Currency Exchange Loss	-	-	-	-
	<u>10,471</u>	<u>10,471</u>	<u>10,471</u>	<u>10,633</u>

Program Delivery Details

Indigent Health Benefits	115	115	115	140
Métis Health Benefits	1,907	1,907	1,907	1,837
Extended Health Benefits	8,449	8,449	8,449	8,656
Medical Travel	16,829	16,317	16,316	18,080
	<u>27,300</u>	<u>26,788</u>	<u>26,787</u>	<u>28,713</u>

SUPPLEMENTARY HEALTH PROGRAMS**Grants and Contributions**

	(thousands of dollars)			
	2014-2015 Main Estimates	2013-2014 Revised Estimates	2013-2014 Main Estimates	2012-2013 Actuals
Contributions				
Medical Travel Benefits (Supplementary Health Programs) - Funding to the Authorities to provide Medical Travel services to eligible NWT residents.	16,829	16,317	16,316	18,080
	16,829	16,317	16,316	18,080

This page intentionally left blank

COMMUNITY PROGRAMS

Activity Description

The **Territorial Social Programs** Division provides programming including child and family services, mental health and addictions, and the Office of the Public Guardian. Aspects of these programs are governed by the *Child and Family Services Act*, the *Adoption Act*, the *Mental Health Act*, and the *Public Guardian and the Trusteeship Act*. Services within these program areas are primarily delivered by Health and Social Service Authorities. The division's role involves setting standards, monitoring performance, and providing support to front line staff, supervisors, and managers.

Adult Continuing Care includes funding to Health and Social Services Authorities for long term care facilities, including group homes and residential care both inside and outside the NWT.

Community Social Services includes funding to Health and Social Services Authorities for community social service workers in the areas of prevention, assessment, early intervention, and counselling and treatment services related to children, youth and families. Funding is also provided for programs to enable individuals with special living requirements to stay in their homes as long as possible and services designed to assist living in the home.

COMMUNITY PROGRAMS

Operations Expenditure Summary

	(thousands of dollars)			
	2014-2015 Main Estimates	2013-2014 Revised Estimates	2013-2014 Main Estimates	2012-2013 Actuals
Expenditure Category				
Compensation and Benefits	2,686	2,512	2,261	2,334
Grants and Contributions	73,704	69,753	71,273	70,002
Other Expenses	21,866	16,514	14,295	20,147
	<u>98,256</u>	<u>88,779</u>	<u>87,829</u>	<u>92,483</u>
Amortization	860	860	860	1,031
	<u>99,116</u>	<u>89,639</u>	<u>88,689</u>	<u>93,514</u>
Details of Other Expenses				
Travel	177	305	305	166
Materials and Supplies	89	89	134	69
Purchased Services	469	439	261	30
Utilities	-	-	-	-
Contract Services	20,031	14,631	12,535	19,581
Fees and Payments	1,072	1,022	1,026	269
Controllable Assets	16	16	16	1
Computer Hardware and Software	12	12	18	2
Valuation Allowances	-	-	-	-
Chargebacks	-	-	-	-
Interest	-	-	-	29
Loss on Sale of Assets	-	-	-	-
Foreign Currency Exchange Loss	-	-	-	-
	<u>21,866</u>	<u>16,514</u>	<u>14,295</u>	<u>20,147</u>

Program Delivery Details

Child and Family Services	24,781	22,098	21,306	24,283
Mental Health and Addictions	4,859	3,959	3,875	2,356
Adult Continuing Care Services	34,146	29,075	29,059	31,701
Community Social Services	34,470	33,647	33,589	34,143
Amortization	860	860	860	1,031
	<u>99,116</u>	<u>89,639</u>	<u>88,689</u>	<u>93,514</u>

COMMUNITY PROGRAMS

Grants and Contributions

	(thousands of dollars)			
	2014-2015 Main Estimates	2013-2014 Revised Estimates	2013-2014 Main Estimates	2012-2013 Actuals
Grants				
Rockhill Apartments - Funding for the renewal of the subsidized lease with the Young Women's Christian Association of Yellowknife for the Rockhill Apartments in Yellowknife.	443	443	443	443
	443	443	443	443
Contributions				
Health Awareness, Activities and Education (Child and Family Services) - Funding for authorities and non-government organizations, for Healthy Families, early childhood development, child protection, wellness promotion and youth services.				
- Healthy Families - Department	750	1,252	750	745
- Healthy Families - Authority	1,278	768	768	853
- Non - Government Organizations	291	291	291	271
Children's Services (Child and Family Services) - Funding for Authorities that provide services to eligible NWT residents.				
- Intervention (Protective) Services	962	959	959	960
- Foster Care	7,689	7,689	7,689	7,689
- Residential Care	3,675	3,675	3,675	3,552
Mental Health and Addictions - For mental health and addictions, including on-the-land treatment programs. Also included is funding for suicide and family violence prevention. Includes funding for the Yellowknife Homeless Day Shelter and the Canadian Mental Health Association.	2,313	1,463	1,463	595

COMMUNITY PROGRAMS

Grants and Contributions (continued)

	(thousands of dollars)			
	2014-2015 Main Estimates	2013-2014 Revised Estimates	2013-2014 Main Estimates	2012-2013 Actuals
Residential Care - Elderly & Persons with Disabilities (Adult Continuing Care Services) - Funding to Authorities that provide services to eligible NWT residents including long-term care facilities, group homes and residential care within the NWT.	23,929	21,662	21,646	20,751
Community Services - Funding to Authorities to provide community programs and services to eligible NWT residents for:				
Social services delivery which includes support workers (Social Workers and Mental Health and Addiction Workers), and Mental Health and Addiction program funding;	20,779	20,286	20,246	20,381
Non-government organizations' residential care (alcohol and drugs) programs and services related to addictions, mental health, disabilities, and chronic illnesses;	835	835	2,931	2,946
Family violence funding which includes emergency shelters and counselling services;	2,912	2,752	2,752	2,745
Community wellness programs including the Bailey House in Yellowknife; and	1,813	1,795	1,793	1,850
Homecare.	6,035	5,883	5,867	6,221
	73,261	69,310	70,830	69,559
	73,704	69,753	71,273	70,002

COMMUNITY PROGRAMS**Active Positions**

2014-2015	Indeterminate Full Time	Indeterminate Part Time	Seasonal	Total
Regional Allocation				
Yellowknife Headquarters	22	2	-	24
North Slave	-	-	-	-
Tłı̄chǫ	-	-	-	-
South Slave	-	-	-	-
Dehcho	-	-	-	-
Sahtu	-	-	-	-
Beaufort Delta	-	-	-	-
	22	2	-	24
Community Allocation				
Yellowknife Headquarters	22	2	-	24
Regional/Area Offices	-	-	-	-
Other Communities	-	-	-	-
	22	2	-	24

2013-2014	Indeterminate Full Time	Indeterminate Part Time	Seasonal	Total
Regional Allocation				
Yellowknife Headquarters	22	2	-	24
North Slave	-	-	-	-
Tłı̄chǫ	-	-	-	-
South Slave	1	-	-	1
Dehcho	-	-	-	-
Sahtu	-	-	-	-
Beaufort Delta	1	-	-	1
	24	2	-	26
Community Allocation				
Yellowknife Headquarters	22	2	-	24
Regional/Area Offices	2	-	-	2
Other Communities	-	-	-	-
	24	2	-	26

Note 1: Regional and Area Offices include positions located in Yellowknife Regional Offices, Fort Smith, Hay River, Fort Simpson, Norman Wells and Inuvik.

DETAILS OF FUNDING ALLOCATED TO HEALTH AND SOCIAL SERVICES AUTHORITIES

(thousands of dollars)

	2014-2015 Main Estimates	2013-2014 Revised Mains	2013-2014 Main Estimates
Beaufort-Delta Health & Social Services Authority	45,988	43,659	43,569
Dehcho Health & Social Services Authority	15,387	14,894	16,979
Fort Smith Health & Social Services Authority	17,570	16,724	16,706
Hay River Health & Social Services Authority	26,151	24,759	24,746
Sahtu Health & Social Services Authority	12,623	11,596	11,560
Stanton Territorial Health Authority	85,117	81,352	81,281
Tłı̄chǫ Community Services Agency	14,343	12,066	12,057
Yellowknife Health & Social Services Authority	47,646	45,289	45,280
	264,825	250,339	252,178

LEASE COMMITMENTS – INFRASTRUCTURE

Type of Property	Community	(thousands of dollars)	
		2014-2015 Main Estimates	Future Lease Payments
Dehcho HSSA			
Wellness Clinic	Kakisa	17	10
		17	10
Yellowknife HSSA			
Parking for program vehicles	Yellowknife	42	158
		42	158
Department			
Office Space	Yellowknife	21	12
		21	12

Note 1: The above leases do not include capital leases. In the event a lease is deemed to be a capital lease the associated asset is included in tangible capital assets and amortized over the useful life of the asset; and the lease is recorded as a financial liability.

Note 2: The Main Estimate and Future Lease Payments represent the Base Rent cost and excludes the Operations and Maintenance component of the total Lease costs.

Work Performed on Behalf of Others

	(thousands of dollars)			
	2014-2015 Main Estimates	2013-2014 Revised Estimates	2013-2014 Main Estimates	2012-2013 Actuals
Non-Insured Health Benefits - Health Canada funding to provide benefits for First Nation and Inuit residents that are not covered under the Hospital or Medical Care programs.	11,906	11,906	11,670	12,527
Health Portfolio (formerly part of the Transitional Health Funding Agreement) - Funding from Health Canada for health and wellness programs in the following areas: Mental Awareness; Healthy Living Chronic Disease; Healthy Children, Families and Communities. The agreement ends March 31, 2018.	8,470	8,470	-	-
Home & Community Care Program (formerly part of the Transitional Health Funding Agreement) - Funding from Health Canada for Essential and Support Services Delivery for clients and Professional Development Chronic Disease Management Training for Home and Community Care nurses. The agreement ends March 31, 2018.	5,005	5,005	-	-
Transitional Health Funding Contribution Agreement - Health Canada funding is provided under one funding agreement for health and wellness programs in the following areas:	-	-	12,372	13,765

Community Programs:

- Children & Youth
- Mental Health & Addiction
- Chronic Disease & Injury Prevention

Primary Care:

- Home and Community Care

The Agreement ended March 31, 2013 and was replaced with two new 5 year block funding agreements effective April 1, 2013 and ending March 31, 2018 - see Health Portfolio and Home & Community Care Program.

Work Performed on Behalf of Others (continued)

	(thousands of dollars)			
	2014-2015 Main Estimates	2013-2014 Revised Estimates	2013-2014 Main Estimates	2012-2013 Actuals
Canadian Partnership Against Cancer - BETTER 2 - Funding provided from the University of Alberta to improve chronic disease prevention and screening for heart disease, diabetes and cancer and develop a sustainable coalition for the future. The Agreement ends March 31, 2015.	180	180	-	-
Canadian Chronic Disease Surveillance System - To develop Federal, Provincial and Territorial capacity for standardized diabetes surveillance using primarily administrative data. The agreement ends March 31, 2015.	177	177	177	63
Working on Wellness in Strategic Populations - Funding from the BC Healthy Living Alliance to work with employers and employees to improve healthy living policies within the workplace and improve access to relevant information. The agreement runs from October 1, 2013 to September 30, 2016.	108	45	-	-
Toll-Free Tobacco Quit line - Funding provided by Health Canada to reduce tobacco use in the NWT by implementing a toll free quit line and establish quit line services prior to the proposed implementation of a national toll free quit line number on tobacco packaging. It is a 4 year agreement, ending October 31, 2015.	100	100	100	25
Tlcho Implementation Agreement Funding - GNWT's Bilateral Funding Agreement with Government of Canada for funding Tlcho implementation activities. Funding is flowed through DAAIR.	70	496	72	-

Work Performed on Behalf of Others (continued)

	(thousands of dollars)			
	2014-2015 Main Estimates	2013-2014 Revised Estimates	2013-2014 Main Estimates	2012-2013 Actuals
Coalitions Linking Action and Science for Prevention (CLASP) - Collaborative Action on Childhood Obesity - Funding provided by the Chronic Disease Prevention Alliance of Canada which targets school aged children in order to reduce the consumption of sugar-sweetened beverages and screen-time to reduce obesity, enhance overall health and reduce risk factors for chronic diseases. Agreement ends October 31, 2014.	23	23	-	11
Pan-Territorial Fetal Alcohol Spectrum Disorder (FASD) - Funding provided from the Government of Yukon to strengthen the ability to respond to, and address, FASD. The agreement ends March 31, 2014.	-	668	-	30
Pan-Territorial Oral Health - Funding provided from the Government of Yukon to improve the oral health status of the territorial population with emphasis on children and youth. The agreement ends March 31, 2014.	-	468	-	30
Pan-Territorial Healthy Eating - Funding provided from the Government of Yukon to improve the health of northerners through healthier eating. The agreement ends March 31, 2014.	-	375	-	-
Drug Treatment Funding Program (Nats'ejee K'eh Treatment Centre - Youth Treatment Program) - Funding provided by Health Canada to research, design and develop an intervention/treatment service model that would have both residential and community components and enhance capacity and readiness to deliver an evidence-informed intervention/treatment. The agreement ends March 31, 2014.	-	348	345	284

Work Performed on Behalf of Others (continued)

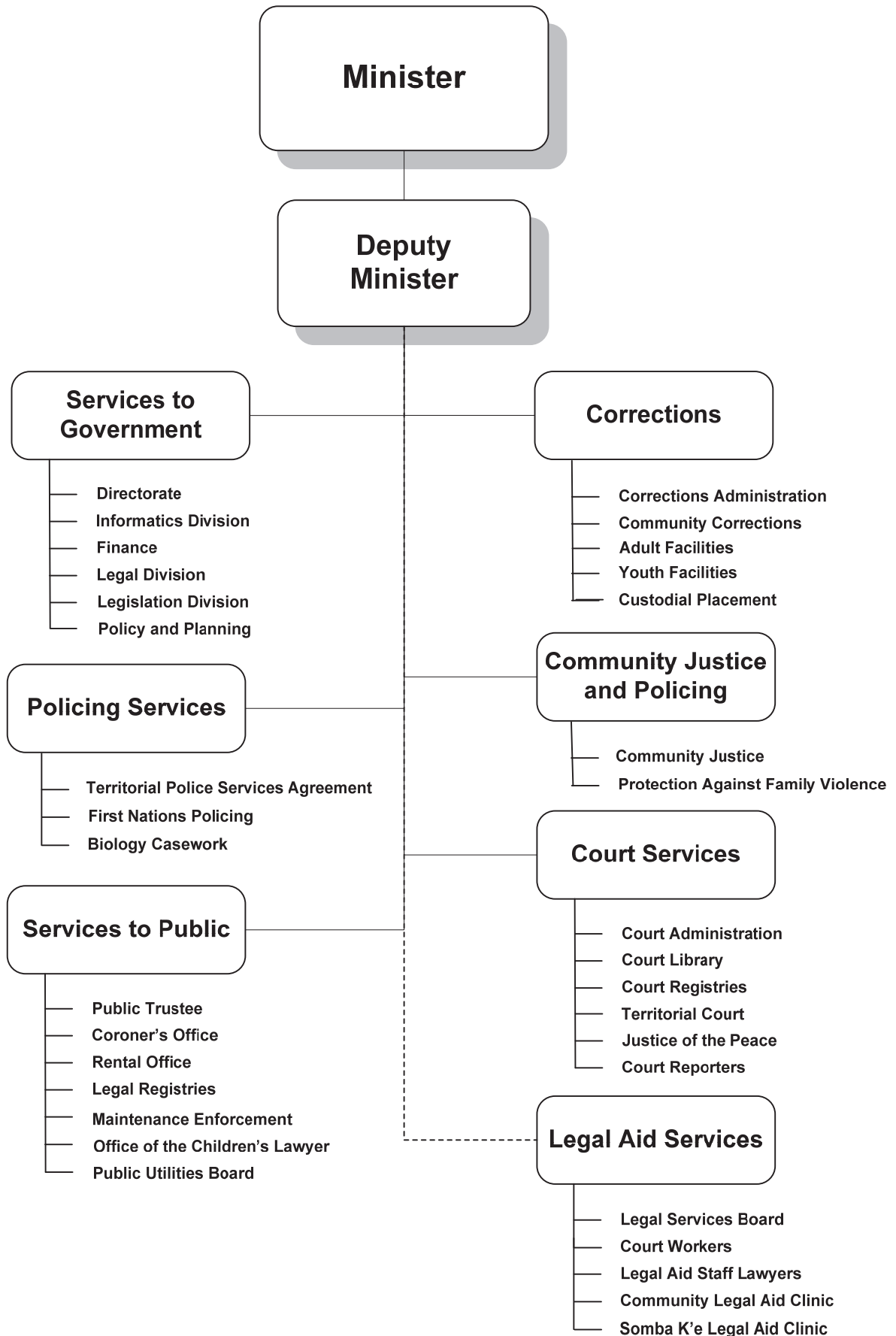
	(thousands of dollars)			
	2014-2015 Main Estimates	2013-2014 Revised Estimates	2013-2014 Main Estimates	2012-2013 Actuals
Territorial Health Access Fund Operational Secretariat - Federal funding managed and provided by the Government of Yukon to support an operational secretariat and to support pan-territorial initiatives of mutual interest approved by the Territorial/Federal ADM's Working Group. The agreement ends March 31, 2014.	-	175	175	175
First Nations, Inuit and Metis Cancer Control Initiatives - Funding provided by the Canadian Partnership Against Cancer. The purpose of this initiative is to gather knowledge from "Cancer Sharing Circles" of the First Nations, Inuit and Metis people who must navigate through the cancer care system in the NWT. Project is to be carried out between July 24, 2013 and January 31, 2014.	-	100	-	-
Health System Chronic Disease Management Strategy - Funding from Health Canada to develop a coordinated chronic disease management strategy that provides optimal management of chronic illnesses to all Northerners delivered in a manner congruent with the principles of primary healthcare in a northern context. The agreement ends March 31, 2014.	-	88	88	110
Pan Canadian Public Health Network - Funding from Ministry of Health to fund support staff for the P/T Co-Chair of the Pan-Canadian Public Health Network Council. The agreement ended June 2013.	-	43	-	57
Canadian Diabetes Association - Funding to validate diabetes cases between administrative data and medical records in 4 communities in the NWT. The agreement ends March 31, 2014.	-	28	-	5

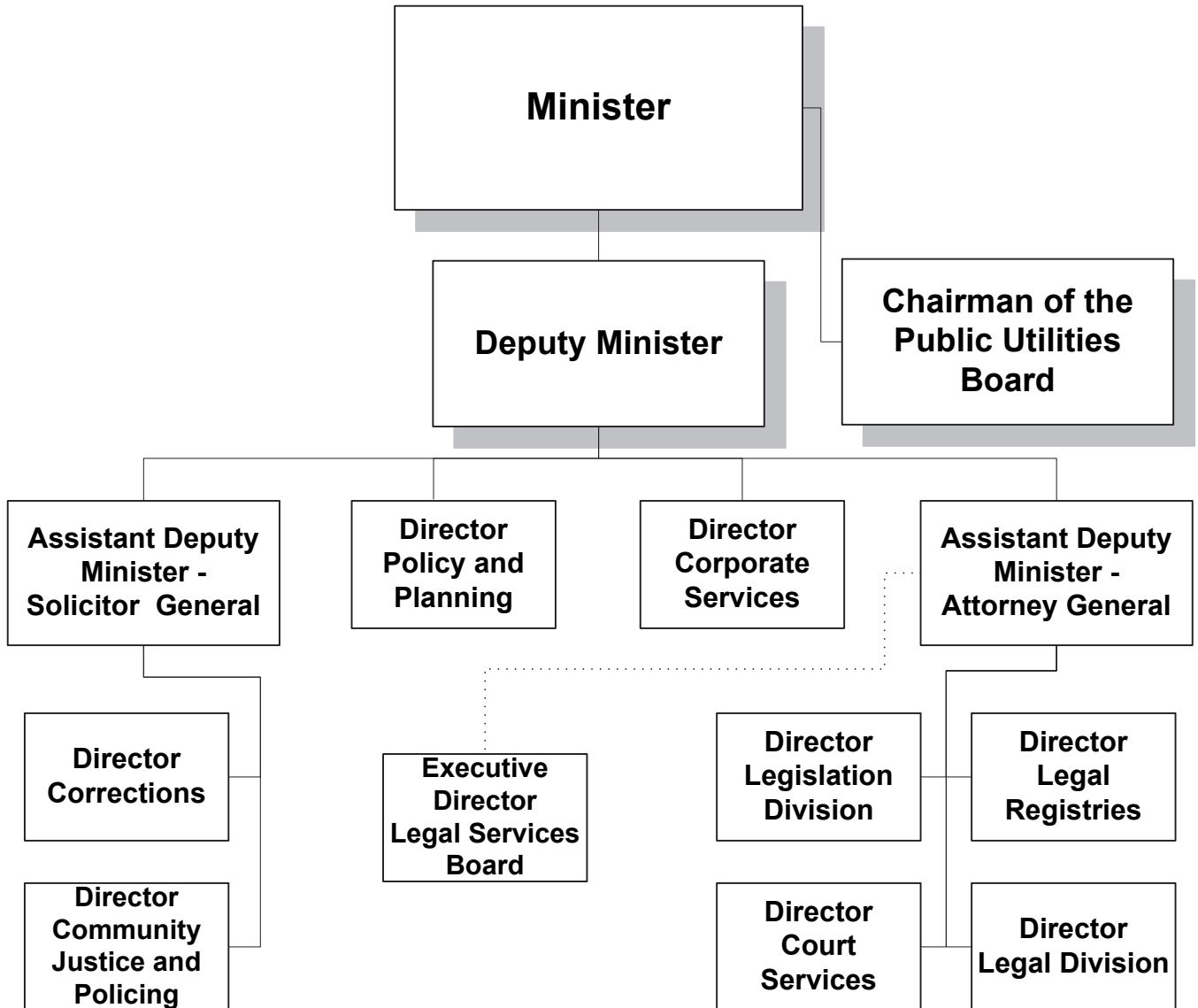
Work Performed on Behalf of Others (continued)

	(thousands of dollars)			
	2014-2015 Main Estimates	2013-2014 Revised Estimates	2013-2014 Main Estimates	2012-2013 Actuals
Health Care Policy - Research for Licensing International Medical Graduates (IMGs) - Funding from Health Canada to fund research required to develop options to enable the NWT to consider licensure of IMGs without compromising patient safety or obligations under Chapter 7 of the Agreement on Internal Trade (labour mobility). This was a one year agreement.	-	-	-	86
NWT Cumulative Impact Monitoring Program - Funding from Aboriginal Affairs and Northern Development Canada to use GIS tools to provide a visual analysis of predictors for increased mercury levels in lakes. The agreement ended March 31, 2013.	-	-	-	52
Mental Health Commission of Canada - Grant to support the consulting and related costs in the creation of an adaptation of the Mental Health First Aid Program for northern people . The agreement ended March 31, 2013.	-	-	-	7
Pan-Territorial Social Marketing Project - Funding from Government of Yukon to develop comprehensive social marketing campaigns to improve the health and well-being of people living in the NWT, Nunavut and Yukon. Agreement ended March 31, 2012.	-	-	-	6
Pan-Territorial Mental Health First Aid - Funding provided by the Government of Yukon to implement culturally relevant Mental Health First Aid in all three territories, taking existing systems into account.	-	-	-	1
	26,039	28,695	24,999	27,234

This page intentionally left blank

JUSTICE





MISSION

Our mission is to serve the residents of the NWT by:

1. Working with community members so that communities are safe and secure;
2. Ensuring that all residents have access to justice, including legal aid, the courts, alternatives to the courts and other justice-related services;
3. Providing legal services to the Government of the Northwest Territories (GNWT) and its agencies;
4. Protecting the rights and freedoms of individuals and groups; and
5. Promoting respect for the law and the Constitution of Canada.

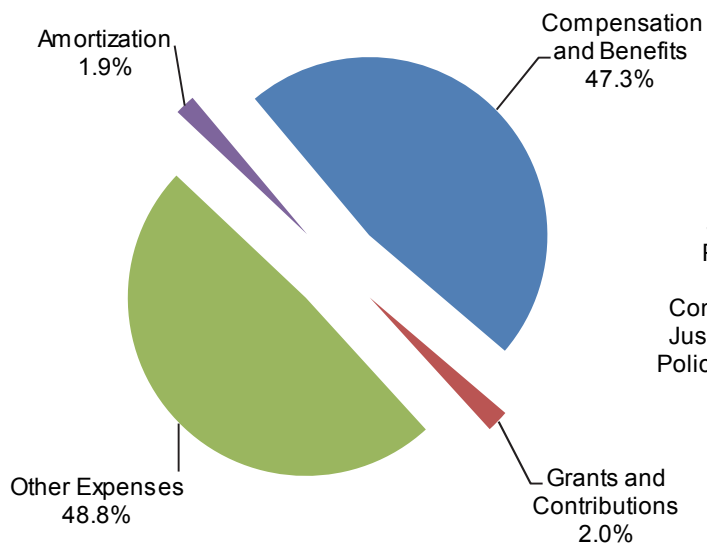
GOALS

1. Crime reduction activities are more integrated and focused on social factors.
2. Communities have a stronger role in the justice system and greater access to programs and services.
3. Families and youth at risk are more fully supported.
4. The Department is better equipped to provide core programs and services.
5. The justice system is continually adapting.

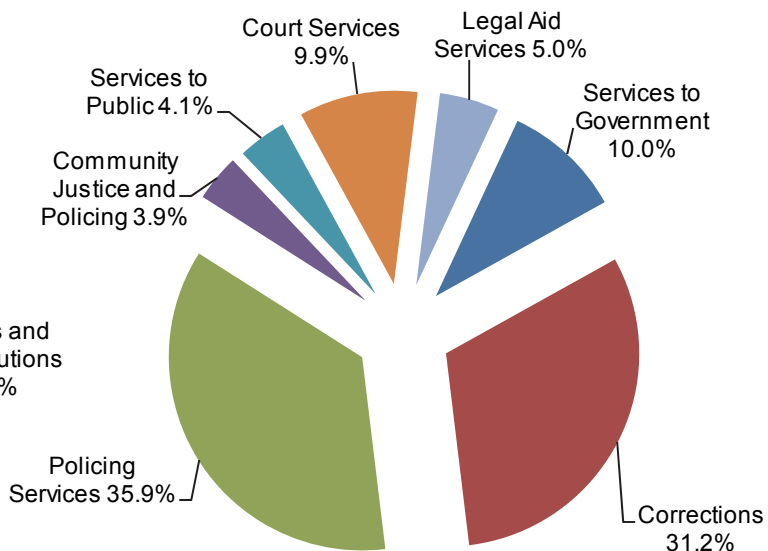
This page intentionally left blank

OPERATIONS EXPENDITURES

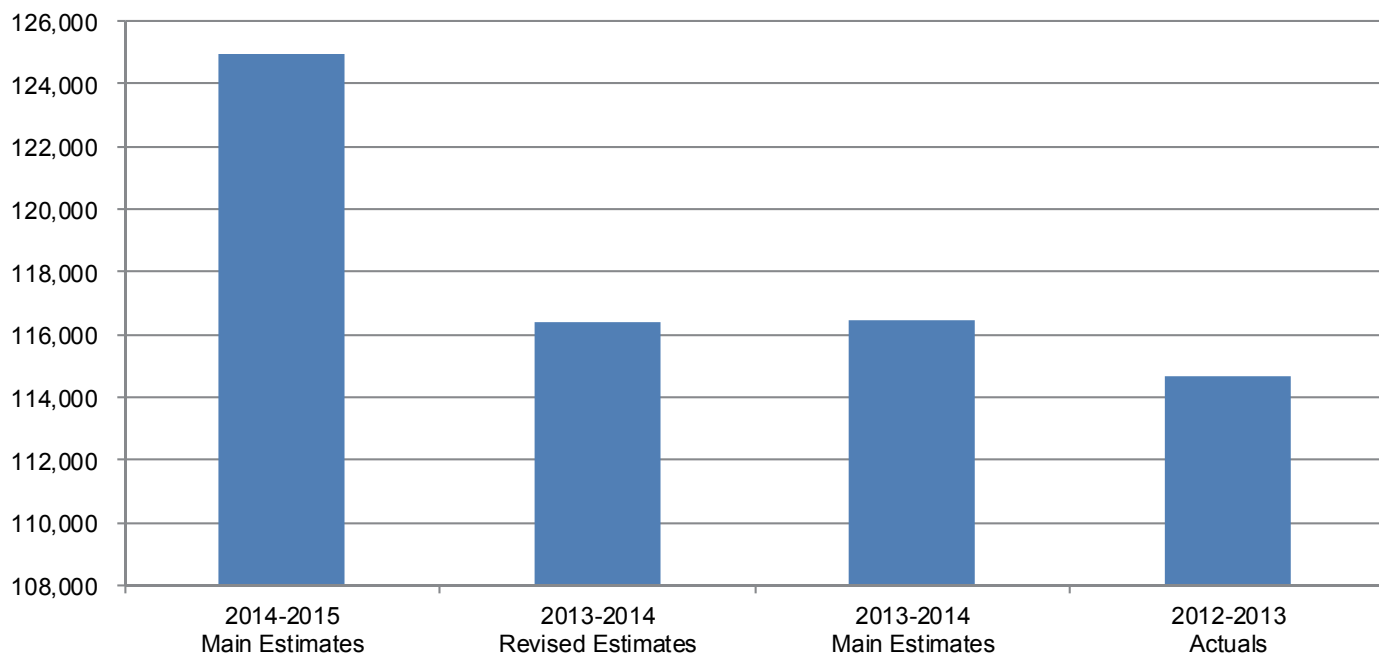
By Expenditure Category



By Activity



**Operations Expenditures Comparison
(thousands of dollars)**



OPERATIONS EXPENDITURE SUMMARY

	(thousands of dollars)			
	2014-2015 Main Estimates	2013-2014 Revised Estimates	2013-2014 Main Estimates	2012-2013 Actuals
Expenditure Category				
Compensation and Benefits	59,148	55,545	55,603	53,589
Grants and Contributions	2,519	2,519	2,319	2,178
Other Expenses	60,973	56,069	56,269	56,650
	<u>122,640</u>	<u>114,133</u>	<u>114,191</u>	<u>112,417</u>
Amortization	2,315	2,250	2,250	2,254
	<u>124,955</u>	<u>116,383</u>	<u>116,441</u>	<u>114,671</u>
Details of Other Expenses				
Travel	2,921	2,921	2,906	3,173
Materials and Supplies	2,659	2,515	2,491	3,127
Purchased Services	1,018	1,018	1,038	1,209
Utilities	76	76	96	89
Contract Services	47,739	43,189	43,391	44,036
Fees and Payments	3,810	3,882	3,918	2,574
Controllable Assets	409	188	378	595
Computer Hardware and Software	477	461	365	389
Valuation Allowances	-	-	-	-
Chargebacks	1,864	1,819	1,686	1,458
Interest	-	-	-	-
Loss on Sale of Assets	-	-	-	-
Foreign Currency Exchange Loss	-	-	-	-
	<u>60,973</u>	<u>56,069</u>	<u>56,269</u>	<u>56,650</u>

INFRASTRUCTURE INVESTMENT SUMMARY

	(thousands of dollars)			
	2014-2015 Main Estimates	2013-2014 Revised Estimates	2013-2014 Main Estimates	2012-2013 Actuals
BEGINNING OF THE YEAR				
Cost of assets in service	73,703	71,759	73,276	71,158
Accumulated amortization	(24,733)	(22,483)	(22,699)	(20,304)
Net book value	<u>48,970</u>	<u>49,276</u>	<u>50,577</u>	<u>50,854</u>
CHANGES DURING BUDGET YEAR				
Assets put into service during the year	1,203	1,944	1,101	676
Disposals	-	-	-	-
Amortization expense	<u>(2,315)</u>	<u>(2,250)</u>	<u>(2,250)</u>	<u>(2,254)</u>
END OF THE YEAR				
Net book value of assets in service	47,858	48,970	49,428	49,276
Work in progress	<u>3,090</u>	<u>205</u>	<u>-</u>	<u>503</u>
TOTAL NET BOOK VALUE AND WORK IN PROGRESS	<u>50,948</u>	<u>49,175</u>	<u>49,428</u>	<u>49,779</u>
CALCULATION OF ASSETS PUT INTO SERVICE				
Work in progress, beginning of the year	205	503	302	366
Capital Investment Expenditures per Infrastructure Acquisition Plan (TCA)	4,088	1,646	799	813
Less work in progress, end of the year	<u>(3,090)</u>	<u>(205)</u>	<u>-</u>	<u>(503)</u>
Assets put into service during the year	<u>1,203</u>	<u>1,944</u>	<u>1,101</u>	<u>676</u>
INFRASTRUCTURE INVESTMENT				
Large Capital Projects	3,090	-	-	-
Small Capital Projects	998	1,646	799	880
Information Technology Projects	<u>-</u>	<u>-</u>	<u>-</u>	<u>-</u>
TOTAL INFRASTRUCTURE INVESTMENT	<u>4,088</u>	<u>1,646</u>	<u>799</u>	<u>880</u>
ALLOCATED TO:				
Tangible Capital Assets	4,088	1,646	799	880
Infrastructure Contributions	<u>-</u>	<u>-</u>	<u>-</u>	<u>-</u>
	<u>4,088</u>	<u>1,646</u>	<u>799</u>	<u>880</u>

JUSTICE

REVENUE SUMMARY

	(thousands of dollars)			
	2014-2015 Main Estimates	2013-2014 Revised Estimates	2013-2014 Main Estimates	2012-2013 Actuals
Transfer Payments				
Aboriginal Justice Strategy	-	-	-	316
Access to Justice	1,972	1,972	1,972	1,972
Intensive Rehabilitative Custody and Supervision	300	300	300	290
Youth Justice Services	2,447	2,447	2,447	3,059
Capital Transfers	-	-	10	-
	<u>4,719</u>	<u>4,719</u>	<u>4,729</u>	<u>5,637</u>
General				
<i>Regulatory Revenue</i>				
Access to Information and Protection of Privacy Fees	4	4	4	5
Court Fees & Fines	580	580	580	650
Land Title & Legal Registries Fees	4,316	4,316	4,316	4,625
Maintenance Enforcement Program Attachment Costs	12	24	24	8
Public Trustee Fees	101	101	101	125
<i>Investment Income</i>				
Interest	-	3	3	-
<i>Lease</i>				
Inmate Recoveries	7	7	7	8
<i>Program</i>				
Air Charter Recoveries	144	92	92	174
Young Offenders Special Allowance	25	25	25	13
Nunavut Exchanges of Services	3,353	3,353	3,353	2,874
Community Parole	25	25	25	16
Federal Exchange of Services	755	755	755	775
Witness Expense Assistant Recovery	182	182	182	107
Legal Aid Repayments	60	60	60	46
<i>Service and Miscellaneous</i>				
Sale of Publications	11	17	17	18
	<u>9,575</u>	<u>9,544</u>	<u>9,544</u>	<u>9,444</u>
	<u>14,294</u>	<u>14,263</u>	<u>14,273</u>	<u>15,081</u>

ACTIVE POSITION SUMMARY

2014-2015	Indeterminate Full Time	Indeterminate Part Time	Seasonal	Total
Regional Allocation				
Yellowknife Headquarters	83	-	-	83
North Slave	254	1	-	255
Tłı̨chǫ	3	-	-	3
South Slave	100	-	-	100
Dehcho	6	-	-	6
Sahtu	6	-	-	6
Beaufort Delta	23	-	-	23
	475	1	-	476
Community Allocation				
Yellowknife Headquarters	83	-	-	83
Regional/Area Offices	380	1	-	381
Other Communities	12	-	-	12
	475	1	-	476
<hr/>				
2013-2014	Indeterminate Full Time	Indeterminate Part Time	Seasonal	Total
Regional Allocation				
Yellowknife Headquarters	78	-	-	78
North Slave	245	1	-	246
Tłı̨chǫ	3	-	-	3
South Slave	100	-	-	100
Dehcho	6	-	-	6
Sahtu	6	-	-	6
Beaufort Delta	22	-	-	22
	460	1	-	461
Community Allocation				
Yellowknife Headquarters	78	-	-	78
Regional/Area Offices	370	1	-	371
Other Communities	12	-	-	12
	460	1	-	461

Note 1: Regional and Area Offices include positions located in Yellowknife Regional Offices, Fort Smith, Hay River, Fort Simpson, Norman Wells and Inuvik.

JUSTICE

This page intentionally left blank

SERVICES TO GOVERNMENT

Activity Description

Services to Government includes the corporate management activities of the Directorate, Policy and Planning Division, Finance Division and Information Services. It also includes services provided to other GNWT departments, boards and agencies. Legal Division provides advice and representation to all GNWT departments and specified public agencies. GNWT bills and regulations are prepared by or under the direction of legislative drafters in Legislation Division, and legal translators prepare French versions of these documents. The GNWT Access and Privacy Office (within the Policy and Planning Division) is responsible for providing advice and information to GNWT public bodies on the *Access to Information and Protection of Privacy (ATIPP) Act*.

SERVICES TO GOVERNMENT
Operations Expenditure Summary

Expenditure Category	(thousands of dollars)			
	2014-2015 Main Estimates	2013-2014 Revised Estimates	2013-2014 Main Estimates	2012-2013 Actuals
Compensation and Benefits	9,231	7,813	7,904	8,418
Grants and Contributions	9	9	49	13
Other Expenses	3,194	3,126	2,617	2,178
	<u>12,434</u>	<u>10,948</u>	<u>10,570</u>	<u>10,609</u>
Amortization	37	37	37	37
	<u>12,471</u>	<u>10,985</u>	<u>10,607</u>	<u>10,646</u>
Details of Other Expenses				
Travel	180	180	195	143
Materials and Supplies	181	147	132	108
Purchased Services	140	140	140	137
Utilities	5	5	5	-
Contract Services	164	164	164	193
Fees and Payments	110	110	112	67
Controllable Assets	150	150	150	95
Computer Hardware and Software	407	418	40	26
Valuation Allowances	-	-	-	-
Chargebacks	1,857	1,812	1,679	1,409
Interest	-	-	-	-
Loss on Sale of Assets	-	-	-	-
Foreign Currency Exchange Loss	-	-	-	-
	<u>3,194</u>	<u>3,126</u>	<u>2,617</u>	<u>2,178</u>
Program Delivery Details				
Corporate or Administration Costs	12,434	10,948	10,570	10,609
Amortization	37	37	37	37
	<u>12,471</u>	<u>10,985</u>	<u>10,607</u>	<u>10,646</u>

SERVICES TO GOVERNMENT
Grants and Contributions

	(thousands of dollars)			
	2014-2015 Main Estimates	2013-2014 Revised Estimates	2013-2014 Main Estimates	2012-2013 Actuals
Grants				
National Justice Issues - Grants to organizations working toward improving the Canadian Justice System.	9	9	9	11
Aboriginal Court Challenges - A grant to provide assistance to non-profit groups and individuals raising issues involving the definition and protection of aboriginal rights.	-	-	40	5
	<u>9</u>	<u>9</u>	<u>49</u>	<u>16</u>

SERVICES TO GOVERNMENT**Active Positions**

2014-2015	Indeterminate Full Time	Indeterminate Part Time	Seasonal	Total
Regional Allocation				
Yellowknife Headquarters	70	-	-	70
North Slave	-	-	-	-
Tłı̨chǫ	-	-	-	-
South Slave	-	-	-	-
Dehcho	-	-	-	-
Sahtu	-	-	-	-
Beaufort Delta	-	-	-	-
	70	-	-	70
Community Allocation				
Yellowknife Headquarters	70	-	-	70
Regional/Area Offices	-	-	-	-
Other Communities	-	-	-	-
	70	-	-	70

2013-2014	Indeterminate Full Time	Indeterminate Part Time	Seasonal	Total
Regional Allocation				
Yellowknife Headquarters	65	-	-	65
North Slave	-	-	-	-
Tłı̨chǫ	-	-	-	-
South Slave	-	-	-	-
Dehcho	-	-	-	-
Sahtu	-	-	-	-
Beaufort Delta	-	-	-	-
	65	-	-	65
Community Allocation				
Yellowknife Headquarters	65	-	-	65
Regional/Area Offices	-	-	-	-
Other Communities	-	-	-	-
	65	-	-	65

Note 1: Regional and Area Offices include positions located in Yellowknife Regional Offices, Fort Smith, Hay River, Fort Simpson, Norman Wells and Inuvik.

COMMUNITY JUSTICE AND POLICING**Activity Description**

The Community Justice and Policing Division provides support to communities to develop and implement sustainable local justice programming in the areas of restorative justice, victim services, FASD, community policing and crime prevention. This includes the diversion program where communities assist youth and adults to deal with matters outside the formal justice system. Support is also provided to communities to enhance crime prevention activity at the local level. The Division also works closely with the RCMP on policing priorities and community safety initiatives.

COMMUNITY JUSTICE AND POLICING

Operations Expenditure Summary

Expenditure Category	(thousands of dollars)			
	2014-2015 Main Estimates	2013-2014 Revised Estimates	2013-2014 Main Estimates	2012-2013 Actuals
Compensation and Benefits	1,584	1,118	1,111	745
Grants and Contributions	2,331	2,331	2,091	2,162
Other Expenses	985	628	635	340
	<u>4,900</u>	<u>4,077</u>	<u>3,837</u>	<u>3,247</u>
Amortization	-	-	-	-
	<u>4,900</u>	<u>4,077</u>	<u>3,837</u>	<u>3,247</u>
Details of Other Expenses				
Travel	48	48	48	69
Materials and Supplies	124	44	44	18
Purchased Services	18	18	18	16
Utilities	-	-	-	-
Contract Services	512	512	512	227
Fees and Payments	46	2	2	4
Controllable Assets	221	-	-	-
Computer Hardware and Software	16	4	11	4
Valuation Allowances	-	-	-	-
Chargebacks	-	-	-	2
Interest	-	-	-	-
Loss on Sale of Assets	-	-	-	-
Foreign Currency Exchange Loss	-	-	-	-
	<u>985</u>	<u>628</u>	<u>635</u>	<u>340</u>
Program Delivery Details				
Community Justice	4,370	3,550	3,310	2,880
Protection Against Family Violence	530	527	527	367
	<u>4,900</u>	<u>4,077</u>	<u>3,837</u>	<u>3,247</u>

COMMUNITY JUSTICE AND POLICING

Grants and Contributions

	(thousands of dollars)			
	2014-2015 Main Estimates	2013-2014 Revised Estimates	2013-2014 Main Estimates	2012-2013 Actuals
Contributions				
Community Justice Committees and Projects - Contributions are provided for Community Justice projects that promote and encourage the participation of communities in the justice system and the development and implementation of community-based alternatives to the formal justice system.	1,611	1,611	1,371	1,532
Victims Assistance Support Projects - Contributions are provided for the development or enhancement of community based and culturally relevant programs and projects which support or directly benefit victims of crime.	615	615	615	525
YWCA of Yellowknife - Funding provided to the YWCA in their role as "designate" under the <i>Protection Against Family Violence Act</i> .	105	105	105	105
	2,331	2,331	2,091	2,162

COMMUNITY JUSTICE AND POLICING**Active Positions**

2014-2015	Indeterminate Full Time	Indeterminate Part Time	Seasonal	Total
Regional Allocation				
Yellowknife Headquarters	2	-	-	2
North Slave	11	-	-	11
Tłı̨chǫ	-	-	-	-
South Slave	-	-	-	-
Dehcho	-	-	-	-
Sahtu	-	-	-	-
Beaufort Delta	-	-	-	-
	13	-	-	13
Community Allocation				
Yellowknife Headquarters	2	-	-	2
Regional/Area Offices	11	-	-	11
Other Communities	-	-	-	-
	13	-	-	13

2013-2014	Indeterminate Full Time	Indeterminate Part Time	Seasonal	Total
Regional Allocation				
Yellowknife Headquarters	2	-	-	2
North Slave	7	-	-	7
Tłı̨chǫ	-	-	-	-
South Slave	-	-	-	-
Dehcho	-	-	-	-
Sahtu	-	-	-	-
Beaufort Delta	-	-	-	-
	9	-	-	9
Community Allocation				
Yellowknife Headquarters	2	-	-	2
Regional/Area Offices	7	-	-	7
Other Communities	-	-	-	-
	9	-	-	9

Note 1: Regional and Area Offices include positions located in Yellowknife Regional Offices, Fort Smith, Hay River, Fort Simpson, Norman Wells and Inuvik.

POLICING SERVICES**Activity Description**

Policing services for NWT communities are contracted to the RCMP through an agreement between the GNWT and the Government of Canada. There are also cost-sharing programs with the Government of Canada with respect to First Nations policing to support additional RCMP resources for policing in the north. An agreement exists with Public Safety Canada to cost-share DNA testing and analysis.

POLICING SERVICES**Operations Expenditure Summary**

	(thousands of dollars)			
	2014-2015 Main Estimates	2013-2014 Revised Estimates	2013-2014 Main Estimates	2012-2013 Actuals
Expenditure Category				
Compensation and Benefits	-	-	-	-
Grants and Contributions	-	-	-	-
Other Expenses	44,906	40,656	40,856	41,441
	<u>44,906</u>	<u>40,656</u>	<u>40,856</u>	<u>41,441</u>
Amortization	-	-	-	-
	<u><u>44,906</u></u>	<u><u>40,656</u></u>	<u><u>40,856</u></u>	<u><u>41,441</u></u>
Details of Other Expenses				
Travel	-	-	-	-
Materials and Supplies	-	-	-	-
Purchased Services	-	-	-	-
Utilities	-	-	-	-
Contract Services	44,906	40,656	40,856	41,390
Fees and Payments	-	-	-	51
Controllable Assets	-	-	-	-
Computer Hardware and Software	-	-	-	-
Valuation Allowances	-	-	-	-
Chargebacks	-	-	-	-
Interest	-	-	-	-
Loss on Sale of Assets	-	-	-	-
Foreign Currency Exchange Loss	-	-	-	-
	<u>44,906</u>	<u>40,656</u>	<u>40,856</u>	<u>41,441</u>

Program Delivery Details

Territorial Police Services Agreement	44,430	40,180	40,380	40,949
First Nations Policing	424	424	424	441
Biology Casework	52	52	52	51
	<u>44,906</u>	<u>40,656</u>	<u>40,856</u>	<u>41,441</u>

LEGAL AID SERVICES**Activity Description**

The Legal Services Board (the Board) is established under the *Legal Services Act*, and is responsible for ensuring that all eligible persons in the NWT receive legal aid. The Board provides legal services for legal aid outreach, most criminal and family law matters, and some civil cases. It determines eligibility for legal aid in accordance with the parameters established by the *Legal Services Act* and the regulations under the *Act*. The Board is also responsible for the court worker program and for public legal education.

LEGAL AID SERVICES

Operations Expenditure Summary

Expenditure Category	(thousands of dollars)			
	2014-2015 Main Estimates	2013-2014 Revised Estimates	2013-2014 Main Estimates	2012-2013 Actuals
Compensation and Benefits	4,106	3,866	3,862	3,424
Grants and Contributions	-	-	-	-
Other Expenses	2,069	2,222	2,230	1,839
	6,175	6,088	6,092	5,263
Amortization	49	49	49	49
	6,224	6,137	6,141	5,312
Details of Other Expenses				
Travel	456	456	456	484
Materials and Supplies	46	41	41	68
Purchased Services	55	55	55	90
Utilities	-	-	-	-
Contract Services	18	18	20	25
Fees and Payments	1,491	1,652	1,658	1,147
Controllable Assets	-	-	-	6
Computer Hardware and Software	3	-	-	17
Valuation Allowances	-	-	-	-
Chargebacks	-	-	-	2
Interest	-	-	-	-
Loss on Sale of Assets	-	-	-	-
Foreign Currency Exchange Loss	-	-	-	-
	2,069	2,222	2,230	1,839

Program Delivery Details

Legal Services Board	2,422	2,570	2,570	2,210
Court Workers	1,169	1,147	1,147	880
Yellowknife Legal Aid Clinic	865	849	845	678
Beaufort Delta Legal Aid Clinic	428	422	422	277
Community Legal Aid Clinic	421	409	409	518
Somba K'e Legal Aid Clinic	870	691	699	700
Amortization	49	49	49	49
	6,224	6,137	6,141	5,312

LEGAL AID SERVICES**Active Positions**

2014-2015	Indeterminate Full Time	Indeterminate Part Time	Seasonal	Total
Regional Allocation				
Yellowknife Headquarters	-	-	-	-
North Slave	22	-	-	22
Tłı̄chǫ	1	-	-	1
South Slave	2	-	-	2
Dehcho	1	-	-	1
Sahtu	1	-	-	1
Beaufort Delta	6	-	-	6
	33	-	-	33
Community Allocation				
Yellowknife Headquarters	-	-	-	-
Regional/Area Offices	29	-	-	29
Other Communities	4	-	-	4
	33	-	-	33

2013-2014	Indeterminate Full Time	Indeterminate Part Time	Seasonal	Total
Regional Allocation				
Yellowknife Headquarters	-	-	-	-
North Slave	21	-	-	21
Tłı̄chǫ	1	-	-	1
South Slave	2	-	-	2
Dehcho	1	-	-	1
Sahtu	1	-	-	1
Beaufort Delta	6	-	-	6
	32	-	-	32
Community Allocation				
Yellowknife Headquarters	-	-	-	-
Regional/Area Offices	28	-	-	28
Other Communities	4	-	-	4
	32	-	-	32

Note 1: Regional and Area Offices include positions located in Yellowknife Regional Offices, Fort Smith, Hay River, Fort Simpson, Norman Wells and Inuvik.

This page intentionally left blank

COURT SERVICES**Activity Description**

The NWT has four levels of court which collectively represent the judicial branch of government: Justice of the Peace Court, Territorial Court, Supreme Court and Court of Appeal. The courts are independent of the executive (GNWT departments/boards) and legislative (Legislative Assembly) branches of government. The Court Services Division is responsible for providing administrative support to the courts. These support services ensure courts are accessible, impartial and timely. The Division is also responsible for family law services including mediation and the Parenting After Separation Program.

COURT SERVICES

Operations Expenditure Summary

Expenditure Category	(thousands of dollars)			
	2014-2015 Main Estimates	2013-2014 Revised Estimates	2013-2014 Main Estimates	2012-2013 Actuals
Compensation and Benefits	8,067	7,352	7,347	6,980
Grants and Contributions		-	-	3
Other Expenses	3,950	3,868	4,053	4,233
	<u>12,017</u>	<u>11,220</u>	<u>11,400</u>	<u>11,216</u>
Amortization	398	403	403	411
	<u>12,415</u>	<u>11,623</u>	<u>11,803</u>	<u>11,627</u>
Details of Other Expenses				
Travel	1,547	1,547	1,547	1,712
Materials and Supplies	315	290	290	367
Purchased Services	325	325	325	431
Utilities	14	14	14	6
Contract Services	365	365	398	573
Fees and Payments	1,334	1,289	1,289	931
Controllable Assets	38	38	38	60
Computer Hardware and Software	12	-	152	137
Valuation Allowances	-	-	-	-
Chargebacks	-	-	-	16
Interest	-	-	-	-
Loss on Sale of Assets	-	-	-	-
Foreign Currency Exchange Loss	-	-	-	-
	<u>3,950</u>	<u>3,868</u>	<u>4,053</u>	<u>4,233</u>

Program Delivery Details

Courts Administration	728	420	572	765
Court Library	269	266	266	388
Court Registries	8,727	8,393	8,421	7,572
Sheriff Services	995	976	976	1,179
Justice of Peace	583	580	580	614
Court Reporters	715	585	585	698
Amortization	398	403	403	411

COURT SERVICES**Active Positions**

2014-2015	Indeterminate Full Time	Indeterminate Part Time	Seasonal	Total
Regional Allocation				
Yellowknife Headquarters	2	-	-	2
North Slave	40	-	-	40
Tłı̄chǫ	-	-	-	-
South Slave	9	-	-	9
Dehcho	-	-	-	-
Sahtu	-	-	-	-
Beaufort Delta	9	-	-	9
	60	-	-	60
Community Allocation				
Yellowknife Headquarters	2	-	-	2
Regional/Area Offices	58	-	-	58
Other Communities	-	-	-	-
	60	-	-	60

2013-2014	Indeterminate Full Time	Indeterminate Part Time	Seasonal	Total
Regional Allocation				
Yellowknife Headquarters	2	-	-	2
North Slave	36	-	-	36
Tłı̄chǫ	-	-	-	-
South Slave	9	-	-	9
Dehcho	-	-	-	-
Sahtu	-	-	-	-
Beaufort Delta	8	-	-	8
	55	-	-	55
Community Allocation				
Yellowknife Headquarters	2	-	-	2
Regional/Area Offices	53	-	-	53
Other Communities	-	-	-	-
	55	-	-	55

Note 1: Regional and Area Offices include positions located in Yellowknife Regional Offices, Fort Smith, Hay River, Fort Simpson, Norman Wells and Inuvik.

JUSTICE

This page intentionally left blank

CORRECTIONS**Activity Description**

The Corrections Service provides safe custody and supervision of adult and youth offenders. This is achieved through the operation of correctional facilities and the supervision of offenders sentenced to community based orders such as conditional sentences and probation orders. The corrections service also delivers culturally relevant programs to support offender rehabilitation and reintegration, including wilderness camps and elder support.

CORRECTIONS**Operations Expenditure Summary**

	(thousands of dollars)			
	2014-2015 Main Estimates	2013-2014 Revised Estimates	2013-2014 Main Estimates	2012-2013 Actuals
Expenditure Category				
Compensation and Benefits	32,392	31,712	31,695	30,285
Grants and Contributions	179	179	179	-
Other Expenses	4,626	4,326	4,631	5,299
	<u>37,197</u>	<u>36,217</u>	<u>36,505</u>	<u>35,584</u>
Amortization	1,731	1,664	1,664	1,678
	<u>38,928</u>	<u>37,881</u>	<u>38,169</u>	<u>37,262</u>
Details of Other Expenses				
Travel	560	560	560	675
Materials and Supplies	1,906	1,906	1,907	2,479
Purchased Services	311	311	311	295
Utilities	57	57	67	81
Contract Services	1,219	919	1,066	1,002
Fees and Payments	570	570	616	223
Controllable Assets	-	-	-	415
Computer Hardware and Software	-	-	101	115
Valuation Allowances	-	-	-	-
Chargebacks	3	3	3	14
Interest	-	-	-	-
Loss on Sale of Assets	-	-	-	-
Foreign Currency Exchange Loss	-	-	-	-
	<u>4,626</u>	<u>4,326</u>	<u>4,631</u>	<u>5,299</u>

Program Delivery Details

Corrections Administration	2,216	1,893	1,899	1,942
Community Corrections	4,821	4,715	4,752	4,291
Adult Facilities	24,369	23,916	24,131	25,024
Youth Facilities	5,004	4,906	4,936	4,016
Open Custody/Custodial Placements	787	787	787	311
Amortization	1,731	1,664	1,664	1,678
	<u>38,928</u>	<u>37,881</u>	<u>38,169</u>	<u>37,262</u>

CORRECTIONS

Grants and Contributions

	(thousands of dollars)			
	2014-2015 Main Estimates	2013-2014 Revised Estimates	2013-2014 Main Estimates	2012-2013 Actuals
Contributions				
Elder's Program - A program which allows inmates from NWT correctional facilities to participate in "on the land" activities with an elder from their region.	30	30	30	-
Wilderness Camps - Funding provided to wilderness camp operators for minor equipment that is needed to operate "On the Land Programs".	149	149	149	-
	179	179	179	-

JUSTICE

CORRECTIONS**Active Positions**

2014-2015	Indeterminate Full Time	Indeterminate Part Time	Seasonal	Total
Regional Allocation				
Yellowknife Headquarters	7	-	-	7
North Slave	152	-	-	152
Tłı̄chǫ	2	-	-	2
South Slave	88	-	-	88
Dehcho	5	-	-	5
Sahtu	5	-	-	5
Beaufort Delta	8	-	-	8
	267	-	-	267
Community Allocation				
Yellowknife Headquarters	7	-	-	7
Regional/Area Offices	252	-	-	252
Other Communities	8	-	-	8
	267	-	-	267

2013-2014	Indeterminate Full Time	Indeterminate Part Time	Seasonal	Total
Regional Allocation				
Yellowknife Headquarters	7	-	-	7
North Slave	152	-	-	152
Tłı̄chǫ	2	-	-	2
South Slave	88	-	-	88
Dehcho	5	-	-	5
Sahtu	5	-	-	5
Beaufort Delta	8	-	-	8
	267	-	-	267
Community Allocation				
Yellowknife Headquarters	7	-	-	7
Regional/Area Offices	252	-	-	252
Other Communities	8	-	-	8
	267	-	-	267

Note 1: Regional and Area Offices include positions located in Yellowknife Regional Offices, Fort Smith, Hay River, Fort Simpson, Norman Wells and Inuvik.

SERVICES TO PUBLIC**Activity Description**

Services to Public includes a number of programs and services that are accessible to all residents, including services available from the following:

- Public Trustee's Office;
- Office of the Children's Lawyer;
- Coroner's Office;
- Legal Registries (land titles, corporation and society registration, personal property registration, regulation in securities trading, registration of notary publics and commissioners for oaths);
- Maintenance Enforcement Office;
- Rental Office; and
- Public Utilities Board.

SERVICES TO PUBLIC

Operations Expenditure Summary

Expenditure Category	(thousands of dollars)			
	2014-2015 Main Estimates	2013-2014 Revised Estimates	2013-2014 Main Estimates	2012-2013 Actuals
Compensation and Benefits	3,768	3,684	3,684	3,737
Grants and Contributions	-	-	-	-
Other Expenses	1,243	1,243	1,247	1,320
	<u>5,011</u>	<u>4,927</u>	<u>4,931</u>	<u>5,057</u>
Amortization	100	97	97	79
	<u>5,111</u>	<u>5,024</u>	<u>5,028</u>	<u>5,136</u>
Details of Other Expenses				
Travel	130	130	100	90
Materials and Supplies	87	87	77	87
Purchased Services	169	169	189	240
Utilities	-	-	10	2
Contract Services	555	555	375	626
Fees and Payments	259	259	241	151
Controllable Assets	-	-	190	19
Computer Hardware and Software	39	39	61	90
Valuation Allowances	-	-	-	-
Chargebacks	4	4	4	15
Interest	-	-	-	-
Loss on Sale of Assets	-	-	-	-
Foreign Currency Exchange Loss	-	-	-	-
	<u>1,243</u>	<u>1,243</u>	<u>1,247</u>	<u>1,320</u>

Program Delivery Details

Public Trustee	407	398	398	380
Coroner's Office	704	698	700	968
Rental Office	234	232	232	229
Legal Registries	2,113	2,070	2,070	2,042
Maintenance Enforcement	803	786	786	839
Office of the Children's Lawyer	306	302	304	153
Public Utilities Board	444	441	441	446
Amortization Expense	100	97	97	79
	<u>5,111</u>	<u>5,024</u>	<u>5,028</u>	<u>5,136</u>

This page intentionally left blank

SERVICES TO PUBLIC**Active Positions**

2014-2015	Indeterminate Full Time	Indeterminate Part Time	Seasonal	Total
Regional Allocation				
Yellowknife Headquarters	2	-	-	2
North Slave	29	1	-	30
Tłı̄chǫ	-	-	-	-
South Slave	1	-	-	1
Dehcho	-	-	-	-
Sahtu	-	-	-	-
Beaufort Delta	-	-	-	-
	32	1	-	33
Community Allocation				
Yellowknife Headquarters	2	-	-	2
Regional/Area Offices	30	1	-	31
Other Communities	-	-	-	-
	32	1	-	33

2013-2014	Indeterminate Full Time	Indeterminate Part Time	Seasonal	Total
Regional Allocation				
Yellowknife Headquarters	2	-	-	2
North Slave	29	1	-	30
Tłı̄chǫ	-	-	-	-
South Slave	1	-	-	1
Dehcho	-	-	-	-
Sahtu	-	-	-	-
Beaufort Delta	-	-	-	-
	32	1	-	33
Community Allocation				
Yellowknife Headquarters	2	-	-	2
Regional/Area Offices	30	1	-	31
Other Communities	-	-	-	-
	32	1	-	33

Note 1: Regional and Area Offices include positions located in Yellowknife Regional Offices, Fort Smith, Hay River, Fort Simpson, Norman Wells and Inuvik.

LEASE COMMITMENTS - INFRASTRUCTURE

Type of Property	Community	(thousands of dollars)	
		2014-2015 Main Estimates	Future Lease Payments
Office Space	Fort Liard	6	-
Office Space	Fort Providence	25	74
Office Space	Fort Resolution	22	22
		53	96

Note 1: The above leases do not include capital leases. In the event a lease is deemed to be a capital lease the associated asset is included in tangible capital assets and amortized over the useful life of the asset; and the lease is recorded as a financial liability.

Note 2: The Main Estimate and Future Lease Payments represent the Base Rent cost and excludes the Operations and Maintenance component of the total Lease costs.

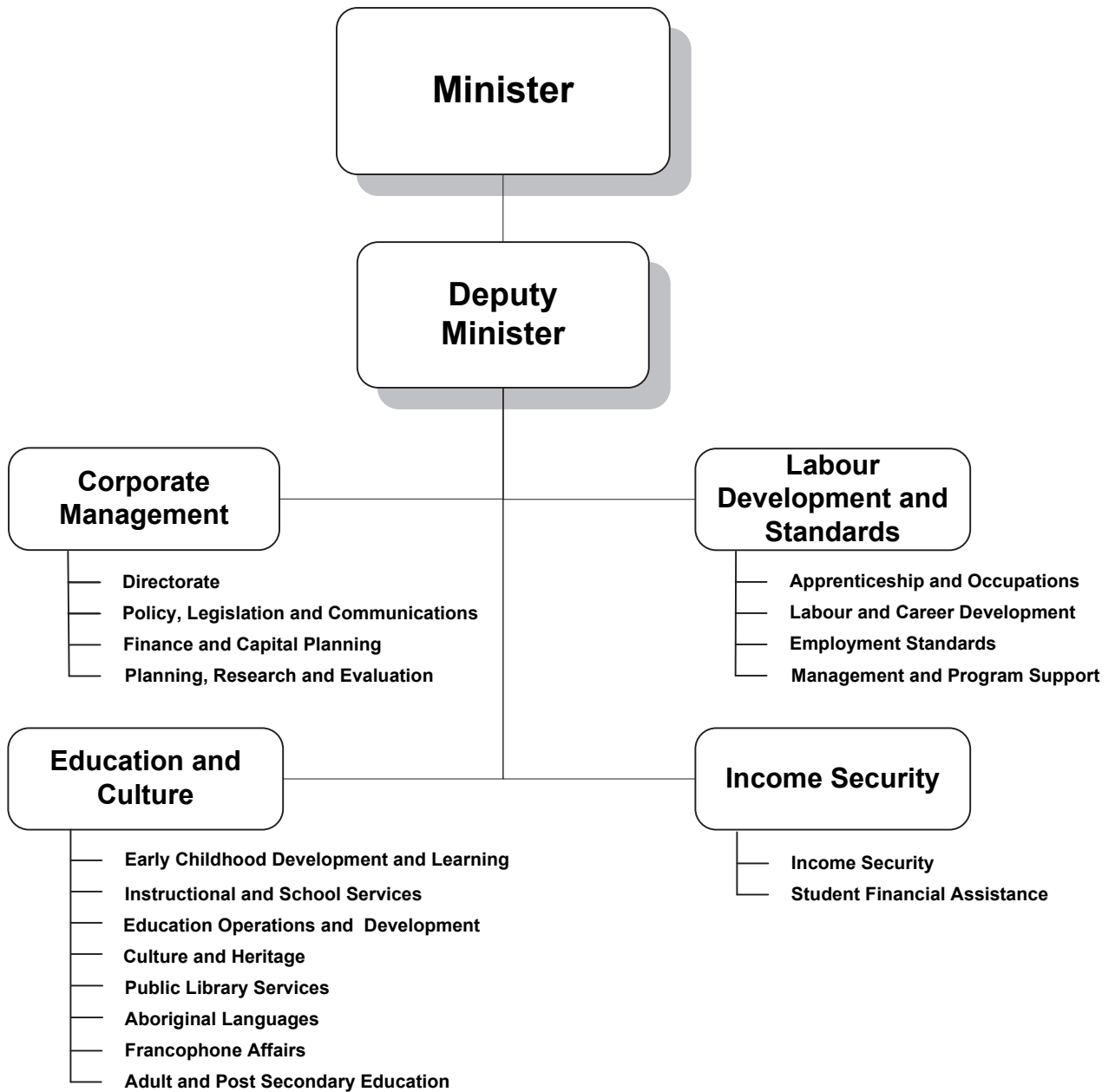
Work Performed on Behalf of Others

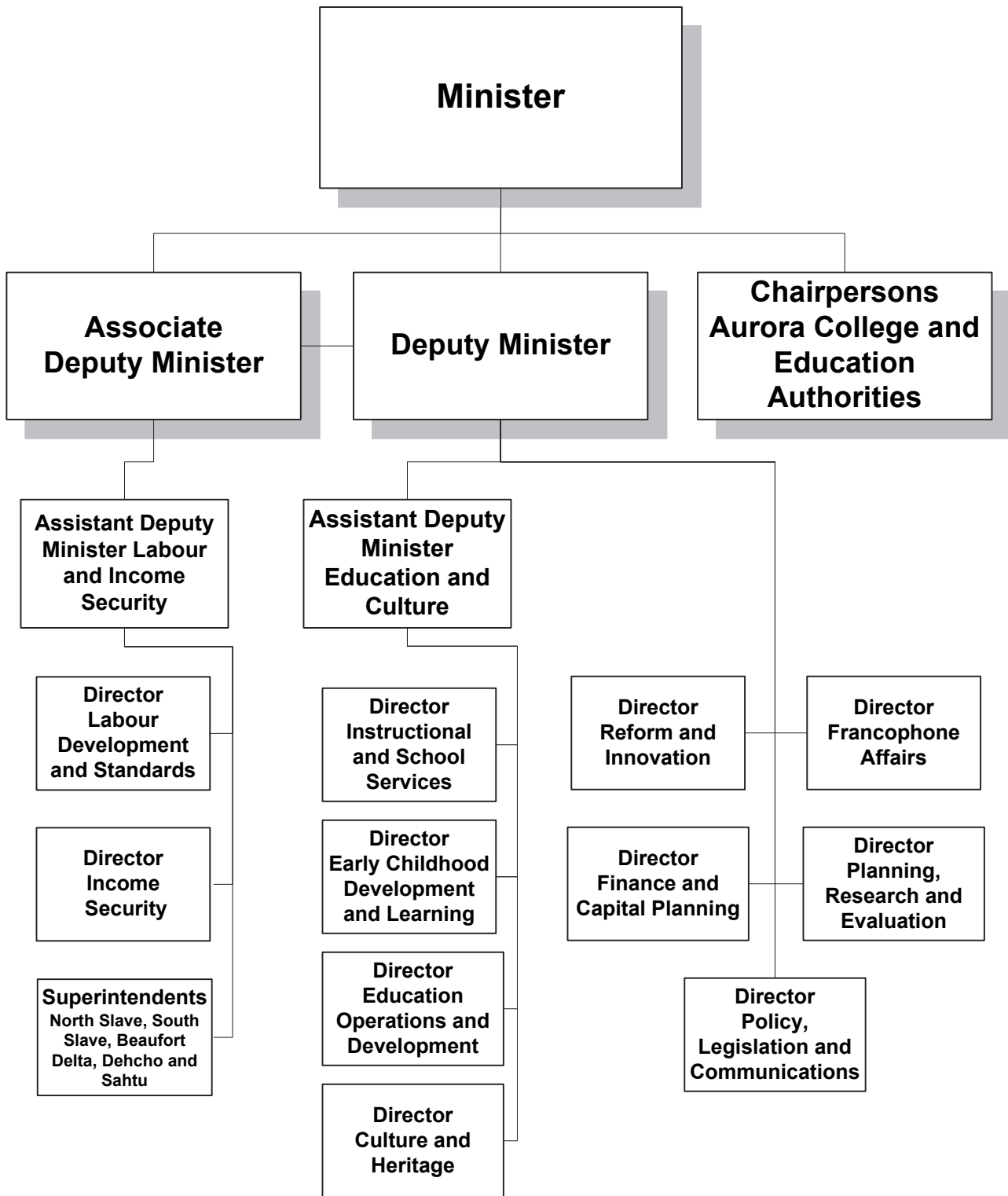
	(thousands of dollars)			
	2014-2015 Main Estimates	2013-2014 Revised Estimates	2013-2014 Main Estimates	2012-2013 Actuals
<p>Gwich'in Land Implementation - Under the terms of a 10 year Bilateral Funding Agreement between the Department of Aboriginal Affairs and Northern Development Canada and the Government of the Northwest Territories, Canada will provide a grant payment to the GNWT to assist with Gwich'in implementation activities pursuant to the Gwich'in Implementation Plan.</p>	22	22	22	22
<p>Sahtu Land Implementation - Under the terms of a 10 year Bilateral Funding Agreement between the Department of Aboriginal Affairs and Northern Development Canada and the Government of the Northwest Territories, Canada will provide a grant payment to the GNWT to assist with Sahtu implementation activities pursuant to the Sahtu Implementation Plan.</p>	22	22	22	22
<p>Tłıchǫ Agreement Implementation Funding - Under the terms of a 10 year Bilateral Funding Agreement between the Department of Aboriginal Affairs and Northern Development Canada and the Government of the Northwest Territories, Canada will provide a grant payment to the GNWT to assist with Tłıchǫ implementation activities pursuant to the Tłıchǫ Implementation Plan.</p>	300	348	300	47
<p>Estates Clerk - On behalf of The Department of Aboriginal Affairs and Northern Development Canada, the Government of the Northwest Territories administers estates of aboriginal persons.</p>	141	142	141	187
<p>Proceeds of Crime Project - Funds received from the Government of Canada for the sharing of proceeds relating to crime prevention, law enforcement and drug prevention education.</p>	-	44	-	-

Work Performed on Behalf of Others (continued)

	(thousands of dollars)			
	2014-2015 Main Estimates	2013-2014 Revised Estimates	2013-2014 Main Estimates	2012-2013 Actuals
Supporting Families Fund - An agreement with the Federal Government for the purpose of providing funds to defray some of the costs associated with public awareness initiatives and administration in the Northwest Territories with respect to family law.	201	201	201	201
NWT Law Foundation - An agreement for the purpose of providing additional funding towards the acquisition of materials and supplies for the Court Library.	50	50	-	50
Law Society of the NWT - An MOU for the purpose of providing additional funding for materials and supplies for the Court Library.	20	-	-	20
Framework for Enhancing Victim Services in NWT - Formally the <i>Victims of Crime Emergency Financial Assistance Fund</i> , an agreement with Justice Canada, for a five year period, to continue and enhance Victims Services in the NWT.	500	500	500	477
	1,256	1,329	1,186	1,026

EDUCATION, CULTURE AND EMPLOYMENT





MISSION

The mandate of the Department of Education, Culture and Employment (ECE) is to invest in and provide for the development of the people of the Northwest Territories (NWT), enabling them to reach their full potential, to lead fulfilled lives and to contribute to a strong and prosperous society.

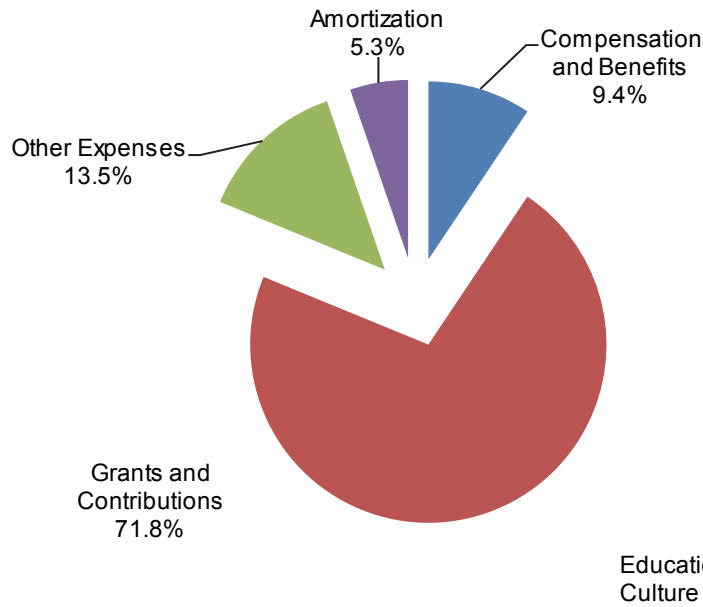
GOALS

- *Pride in our Culture* - Northerners who are knowledgeable about and proud of their culture, heritage and language. Culture, heritage and language are the foundation for learning.
- *Education of Children and Youth* - A strong foundation for learning and students achieving their potential in a results-based education system.
- *Education of Adults* - A wide range of education opportunities and adults who are self-reliant and able to take full advantage of social and economic opportunities.
- *A Skilled and Productive Work Environment* - NWT residents with the skills, knowledge and opportunities to participate fully as productive citizens in the Northern economy.
- *People Participating Fully in Society* - Northerners actively participating in community and society to their fullest potential within an integrated, comprehensive and responsive system of supports.

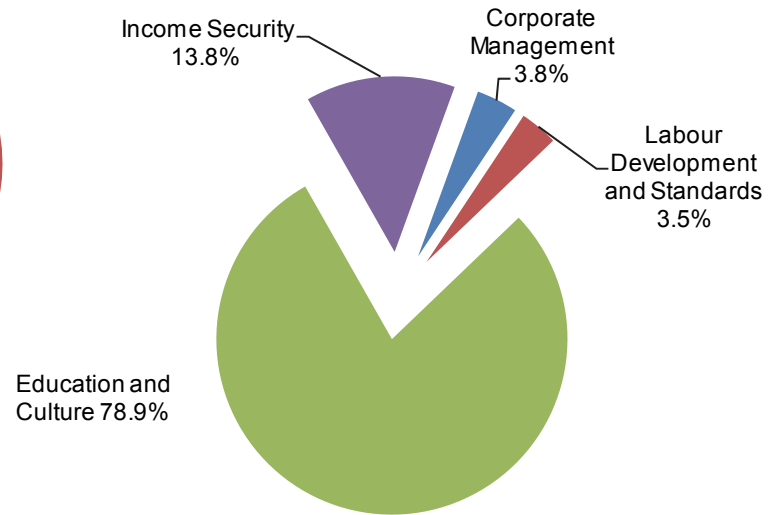
This page intentionally left blank

OPERATIONS EXPENDITURES

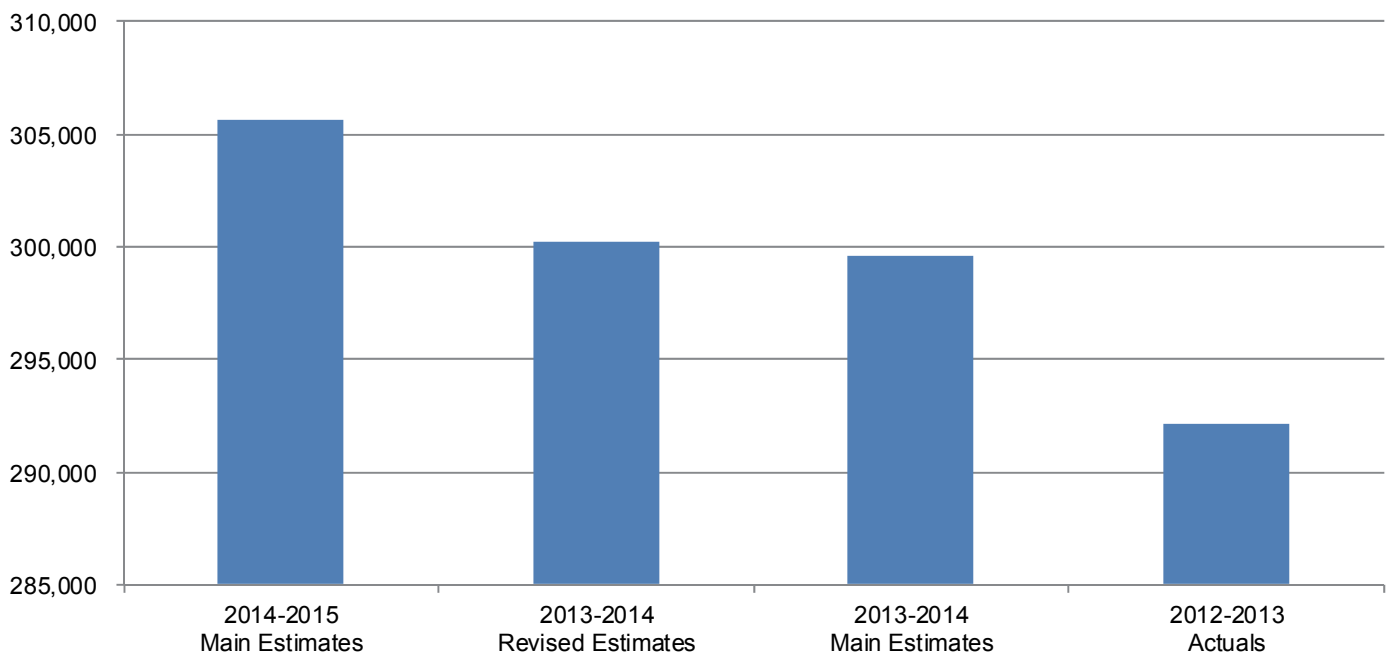
By Expenditure Category



By Activity



**Operations Expenditures Comparison
(thousands of dollars)**



OPERATIONS EXPENDITURE SUMMARY

	(thousands of dollars)			
	2014-2015 Main Estimates	2013-2014 Revised Estimates	2013-2014 Main Estimates	2012-2013 Actuals
Expenditure Category				
Compensation and Benefits	28,704	28,275	27,519	28,405
Grants and Contributions	219,473	214,298	215,338	206,451
Other Expenses	41,297	41,943	41,291	43,920
	<u>289,474</u>	<u>284,516</u>	<u>284,148</u>	<u>278,776</u>
Amortization	16,125	15,679	15,463	13,320
	<u>305,599</u>	<u>300,195</u>	<u>299,611</u>	<u>292,096</u>
Details of Other Expenses				
Travel	1,702	1,722	1,687	1,882
Materials and Supplies	1,195	1,274	1,211	2,285
Purchased Services	1,217	1,255	1,255	1,556
Utilities	1,666	1,666	1,666	1,353
Contract Services	8,521	9,025	8,719	5,696
Fees and Payments	20,110	19,854	19,846	22,999
Controllable Assets	20	220	20	721
Computer Hardware and Software	541	541	541	892
Valuation Allowances	2,469	2,471	2,471	2,648
Chargebacks	3,685	3,710	3,670	3,722
Interest	171	205	205	166
Loss on Sale of Assets	-	-	-	-
Foreign Currency Exchange Loss	-	-	-	-
	<u>41,297</u>	<u>41,943</u>	<u>41,291</u>	<u>43,920</u>

INFRASTRUCTURE INVESTMENT SUMMARY

	(thousands of dollars)			
	2014-2015 Main Estimates	2013-2014 Revised Estimates	2013-2014 Main Estimates	2012-2013 Actuals
BEGINNING OF THE YEAR				
Cost of assets in service	512,245	505,955	518,249	380,574
Accumulated amortization	(178,068)	(162,389)	(171,936)	(160,107)
Net book value	334,177	343,566	346,313	220,467
CHANGES DURING BUDGET YEAR				
Assets put into service during the year	4,854	6,290	1,466	136,419
Disposals	-	-	-	-
Amortization expense	(16,125)	(15,679)	(15,463)	(13,320)
END OF THE YEAR				
Net book value of assets in service	322,906	334,177	332,316	343,566
Work in progress	-	2,375	400	1,209
TOTAL NET BOOK VALUE AND WORK IN PROGRESS	322,906	336,552	332,716	344,775
CALCULATION OF ASSETS PUT INTO SERVICE				
Work in progress, beginning of the year	2,375	1,209	590	117,450
Capital Investment Expenditures per Infrastructure Acquisition Plan (TCA)	2,479	7,456	1,276	20,178
Less work in progress, end of the year	-	(2,375)	(400)	(1,209)
Assets put into service during the year	4,854	6,290	1,466	136,419
INFRASTRUCTURE INVESTMENT				
Large Capital Projects	650	6,038	1,100	14,344
Small Capital Projects	2,336	2,370	1,729	3,476
Information Technology Projects	754	1,135	376	1,146
TOTAL INFRASTRUCTURE INVESTMENT	3,740	9,543	3,205	18,966
ALLOCATED TO:				
Tangible Capital Assets	2,479	7,456	1,276	18,388
Infrastructure Contributions	1,261	2,087	1,929	578
	3,740	9,543	3,205	18,966

REVENUE SUMMARY

	(thousands of dollars)			
	2014-2015 Main Estimates	2013-2014 Revised Estimates	2013-2014 Main Estimates	2012-2013 Actuals
Transfer Payments				
Canada Student Loans Program	1,960	1,960	2,021	1,881
Canada NWT Cooperation Agreement for French and Aboriginal Languages	3,800	3,800	3,800	3,744
Canada NWT Cooperation Agreement for Minority-Language Education and Second-Language Instruction - French	2,588	2,588	2,588	2,592
Capital Transfers	-	-	661	756
	<u>8,348</u>	<u>8,348</u>	<u>9,070</u>	<u>8,973</u>
General				
<i>Investment Income</i>				
Student Loan Fund Interest	450	450	440	457
<i>Regulatory Revenues</i>				
Teacher Certification Fees	12	12	15	16
Apprenticeship Fees	3	2	-	-
<i>Lease</i>				
Museum Café (rent)	10	5	10	9
<i>Program</i>				
Care and Storage of Government of Nunavut Museum and Archive Collection	1,040	1,020	1,020	1,000
<i>Service and Miscellaneous</i>				
	50	50	50	660
	<u>1,565</u>	<u>1,539</u>	<u>1,535</u>	<u>2,142</u>
	<u>9,913</u>	<u>9,887</u>	<u>10,605</u>	<u>11,115</u>

ACTIVE POSITION SUMMARY

2014-2015	Indeterminate Full Time	Indeterminate Part Time	Seasonal	Total
Regional Allocation				
Yellowknife Headquarters	151	11	-	162
North Slave	15	2	-	17
Tłı̄chǫ	3	-	-	3
South Slave	14	9	-	23
Dehcho	7	-	-	7
Sahtu	9	1	-	10
Beaufort Delta	15	5	-	20
	214	28	-	242
Community Allocation				
Yellowknife Headquarters	151	11	-	162
Regional/Area Offices	55	12	-	67
Other Communities	8	5	-	13
	214	28	-	242

2013-2014	Indeterminate Full Time	Indeterminate Part Time	Seasonal	Total
Regional Allocation				
Yellowknife Headquarters	143	11	-	154
North Slave	15	2	-	17
Tłı̄chǫ	3	-	-	3
South Slave	13	11	-	24
Dehcho	8	-	-	8
Sahtu	10	1	-	11
Beaufort Delta	15	5	-	20
	207	30	-	237
Community Allocation				
Yellowknife Headquarters	143	11	-	154
Regional/Area Offices	53	14	-	67
Other Communities	11	5	-	16
	207	30	-	237

Note 1: Regional and Area Offices include positions located in Yellowknife Regional Offices, Fort Smith, Hay River, Fort Simpson, Norman Wells and Inuvik.

This page intentionally left blank

CORPORATE MANAGEMENT

Activity Description

The **Corporate Management Division** consists of the Directorate; Policy, Legislation and Communications; Finance and Capital Planning; and Planning, Research and Evaluation.

The Directorate - operates under the direction of the Deputy Minister who makes recommendations to the Minister with regard to Department goals, objectives and standards. The unit also provides leadership, management and planning for the Department as well as its boards and agencies. Included in the Directorate is the Reform and Innovation section which provides general oversight respecting the planning and review of the Department's major innovation and reform initiatives.

Policy, Legislation and Communications - guides the development of broad policy and legislative initiatives; coordinates the development of briefing notes and decision-making documents; manages, develops and implements all internal and external communication plans and related activities for the Department; as well as coordinates the Department's response to and participation in land, resources and self-government negotiations and in federal/provincial/territorial/Aboriginal government initiatives.

Finance and Capital Planning - provides strategic financial planning, financial management and corporate program support and advice for the Department. Services provided include the implementation of a comprehensive financial framework for financial management, financial monitoring and financial analysis and reporting and procurement. The unit is also responsible for the overall development, design and planning of capital infrastructure projects.

Planning, Research and Evaluation - leads the Department's strategic and business planning including the oversight of a comprehensive framework for evaluating programs, setting and monitoring performance measurements and targets and managing an integrated risk-management strategy. This unit also develops and leads the Department's research agenda and project management portfolio, and oversees corporate reporting. It is also responsible for managing the information management systems relevant to the Department's mandate.

CORPORATE MANAGEMENT**Operations Expenditure Summary**

	(thousands of dollars)			
	2014-2015 Main Estimates	2013-2014 Revised Estimates	2013-2014 Main Estimates	2012-2013 Actuals
Expenditure Category				
Compensation and Benefits	5,496	5,272	4,536	6,499
Grants and Contributions	-	-	-	-
Other Expenses	6,048	6,261	5,985	5,994
	<u>11,544</u>	<u>11,533</u>	<u>10,521</u>	<u>12,493</u>
Amortization	-	-	-	-
	<u>11,544</u>	<u>11,533</u>	<u>10,521</u>	<u>12,493</u>
Details of Other Expenses				
Travel	125	125	125	83
Materials and Supplies	86	74	46	89
Purchased Services	265	265	265	200
Utilities	-	-	-	-
Contract Services	1,154	1,154	1,154	1,027
Fees and Payments	225	225	217	116
Controllable Assets	-	200	-	37
Computer Hardware and Software	511	511	511	721
Valuation Allowances	-	-	-	-
Chargebacks	3,682	3,707	3,667	3,721
Interest	-	-	-	-
Loss on Sale of Assets	-	-	-	-
Foreign Currency Exchange Loss	-	-	-	-
	<u>6,048</u>	<u>6,261</u>	<u>5,985</u>	<u>5,994</u>

CORPORATE MANAGEMENT

Active Positions

2014-2015	Indeterminate Full Time	Indeterminate Part Time	Seasonal	Total
Regional Allocation				
Yellowknife Headquarters	38	-	-	38
North Slave	-	-	-	-
Tłı̨chǫ	-	-	-	-
South Slave	-	-	-	-
Dehcho	-	-	-	-
Sahtu	-	-	-	-
Beaufort Delta	-	-	-	-
	38	-	-	38
Community Allocation				
Yellowknife Headquarters	38	-	-	38
Regional/Area Offices	-	-	-	-
Other Communities	-	-	-	-
	38	-	-	38

2013-2014	Indeterminate Full Time	Indeterminate Part Time	Seasonal	Total
Regional Allocation				
Yellowknife Headquarters	31	-	-	31
North Slave	-	-	-	-
Tłı̨chǫ	-	-	-	-
South Slave	-	-	-	-
Dehcho	-	-	-	-
Sahtu	-	-	-	-
Beaufort Delta	-	-	-	-
	31	-	-	31
Community Allocation				
Yellowknife Headquarters	31	-	-	31
Regional/Area Offices	-	-	-	-
Other Communities	-	-	-	-
	31	-	-	31

Note 1: Regional and Area Offices include positions located in Yellowknife Regional Offices, Fort Smith, Hay River, Fort Simpson, Norman Wells and Inuvik.

This page intentionally left blank

EDUCATION AND CULTURE

Activity Description

The **Early Childhood Development and Learning Division** provides direction, standards and supports as well as program and curriculum development for children from early childhood through grade 3. As well, this division is responsible to license, monitor and fund all early childhood programs.

The **Instructional and School Services Division** ensures that teaching standards are maintained and conducts curriculum review, revision and replacement, as required. It also supports school staff to implement departmental directives.

Aboriginal Language and Culture Based Education – ensures, through guidelines and contributions to education authorities, that education honours all forms of First Nation, Métis and Inuit traditional knowledge, ways of knowing, and worldview and promotes the cultures and languages of the First People of the NWT.

Inclusive Schooling – ensures, through guidelines and contributions, that all NWT students are entitled to access an education program in a regular instructional setting in their home community.

Minority Language Education and Instruction – ensures that French First Language, French Immersion and Core French programs are available and delivered in the NWT.

The **Education Operations and Development Division** supports, monitors and reviews operations and service delivery of education authorities responsible for K-12 education; runs Public Library Services and delivers a range of program services related to literacy, adult and postsecondary education.

Education Operations and Development – ensures teacher and principal certification, provides education leadership development, and supports teachers through the Teachers' Qualification Service and by assisting with teacher recruitment and retention. The Division manages student records, systemic student assessments and reports on student achievement and K-12 education system functioning.

Northwest Territories Teachers' Association (NWTTA) Professional Development Fund – is provided by the Department to support the professional development of teachers.

School Contributions – provides contributions to education authorities for the operation of NWT schools.

Public Library Services (PLS) – provides library services to meet the education, information and recreation needs of residents across the NWT. A central library collection is maintained with materials rotated to libraries across the NWT and mailed to residents in communities without libraries.

Adult and Postsecondary Education – supports the planning, research, development and evaluation of adult and postsecondary programs and services, including Aurora College, the NWT Literacy Strategy and Adult Literacy and Basic Education.

The **Culture and Heritage Division** has the responsibility to enhance the arts, cultures and heritage of the NWT in partnership with community, regional and national organizations. It also oversees the Aboriginal Languages Secretariat.

Culture and Heritage – provides supports to community museums, cultural, heritage and arts organizations, and individuals; manages archaeological site protection and archaeological research; participates in land use regulatory processes; administers the Geographical Names and Territorial Historic Sites Program and the NWT Archives and Museum Operations at the Prince of Wales Northern Heritage Centre (PWNHC).

The **Aboriginal Languages Secretariat** and **Francophone Affairs Secretariat** support **Official Languages** in the NWT, including the provision of supports for Aboriginal language broadcasting in the NWT; fund Aboriginal governments to implement their aboriginal language plans; manage Services de Territoires du Nord-Ouest (Services TNO); and ensure the coordination of services and communications in French across the GNWT.

EDUCATION AND CULTURE

Operations Expenditure Summary

Expenditure Category	(thousands of dollars)			
	2014-2015 Main Estimates	2013-2014 Revised Estimates	2013-2014 Main Estimates	2012-2013 Actuals
Compensation and Benefits	12,047	12,194	12,189	11,052
Grants and Contributions	207,928	203,002	204,042	196,039
Other Expenses	6,233	7,117	6,741	10,705
	<u>226,208</u>	<u>222,313</u>	<u>222,972</u>	<u>217,796</u>
Amortization	15,005	14,704	14,163	12,322
	<u>241,213</u>	<u>237,017</u>	<u>237,135</u>	<u>230,118</u>
Details of Other Expenses				
Travel	996	1,042	1,007	1,249
Materials and Supplies	770	865	830	1,979
Purchased Services	676	677	677	1,043
Utilities	-	-	-	-
Contract Services	3,222	3,880	3,574	1,318
Fees and Payments	305	355	355	4,106
Controllable Assets	20	20	20	667
Computer Hardware and Software	20	20	20	146
Valuation Allowances	50	50	50	30
Chargebacks	3	3	3	1
Interest	171	205	205	166
Loss on Sale of Assets	-	-	-	-
Foreign Currency Exchange Loss	-	-	-	-
	<u>6,233</u>	<u>7,117</u>	<u>6,741</u>	<u>10,705</u>

Program Delivery Details

Early Childhood Development and Learning	8,243	7,722	7,719	7,583
Instructional and School Services	4,155	3,596	3,596	4,249
Inclusive Schooling	26,573	26,324	26,324	26,195
Minority Language Education and Instruction	2,588	2,588	2,588	2,615
Education Operations and Development	2,443	2,549	2,243	5,459
NWTTA Professional Development Fund	1,967	1,916	1,916	1,700
School Contributions	131,705	129,438	129,902	123,016
Public Library Services	2,018	2,005	2,003	2,061
Culture and Heritage	7,148	6,959	6,959	6,881
Aboriginal Languages	6,727	7,192	7,192	6,253
Aboriginal Language and Culture Education	8,237	8,096	8,096	8,461
Francophone Affairs	2,686	2,651	2,651	2,338
Adult and Postsecondary Education	36,723	35,981	35,946	33,307
	<u>241,213</u>	<u>237,017</u>	<u>237,135</u>	<u>230,118</u>

EDUCATION AND CULTURE

Grants and Contributions

	(thousands of dollars)			
	2014-2015 Main Estimates	2013-2014 Revised Estimates	2013-2014 Main Estimates	2012-2013 Actuals
Grants				
Community Broadcasting Grants - Financial assistance for community-based radio and television stations.	52	52	52	42
	<u>52</u>	<u>52</u>	<u>52</u>	<u>42</u>
Contributions				
Aboriginal Languages Broadcasting - Contributions provided to Aboriginal Broadcasting organizations to ensure production and distribution of radio and television programming and press releases in the Official Aboriginal Languages of the NWT.	370	370	370	370
Aboriginal Languages - Contributions are provided to Official Aboriginal Language communities to support the preservation, maintenance, enhancement and revitalization of their languages, and for Language Nests and other community-based literacy programs.	4,816	4,189	4,189	2,797
Francophone Affairs - Under the Canada- NWT Cooperation Agreement for French and Aboriginal Languages, contributions are provided to the French language community, and to health and social service authorities.	350	350	350	271
Minority-Language Education and Second-Language Instruction: French - Contributions are provided under a funding agreement with Canadian Heritage to meet additional costs associated with the development and delivery of instruction in French for K-12 school programs and the development of French postsecondary offerings in the NWT.	2,401	2,401	2,401	2,545

EDUCATION AND CULTURE

Grants and Contributions (continued)

	(thousands of dollars)			
	2014-2015 Main Estimates	2013-2014 Revised Estimates	2013-2014 Main Estimates	2012-2013 Actuals
Education Authority Contributions - Annual O&M contributions to the education authorities for the operation of school programs. Enrolment-based formulae are used to determine the majority of payments.	152,033	149,677	150,682	146,238
NWTTA Professional Development Fund - Contribution to NWT Teachers' Association (NWTTA) for the professional development of teachers as per the NWTTA Collective Agreement.	1,967	1,916	1,916	1,700
Early Childhood Program - Contributions for early learning and child care programs, family day homes and family literacy programs.	4,457	3,958	3,958	4,642
Healthy Children Initiative - Contributions to communities to provide integrated early intervention services.	2,110	2,110	2,110	1,775
Healthy Food for Children and Youth - Contributions provided to schools for the purchase of healthy and nutritious food to support breakfast, snack or lunch programs.	650	-	-	-
Community Library Services - Contributions towards the administrative and operational expenses of locally operated libraries.	763	763	763	763
Cultural Organizations - Contributions for the administration and operation of organizations that develop and promote the arts and cultures of the NWT.	554	554	554	544

EDUCATION AND CULTURE

Grants and Contributions (continued)

	(thousands of dollars)			
	2014-2015 Main Estimates	2013-2014 Revised Estimates	2013-2014 Main Estimates	2012-2013 Actuals
Cultural Projects - Contributions for the promotion and preservation of cultural identity and the enhancement of traditional cultures in the NWT.	36	36	36	194
Heritage Centres - Contributions to Registered and Emerging Heritage Centres for the operation of community-based facilities that acquire, preserve, and exhibit information, objects, artifacts and works of art portraying the heritage of the NWT.	491	491	491	491
NWT Arts Council - Contributions to artists and cultural groups to support and encourage creative artistic projects in the visual, literary, performing and new media arts in the NWT.	500	500	500	480
Support to Northern Performers - Contributions to performing artists, festival organizations and events, community governments and band councils for the promotion of performing arts in NWT communities.	181	181	181	179
New Northern Arts Programs - Contributions will be provided for Northern Theatre Arts, Northern Literary Arts, Northern Film and Media Arts and Arts Mentorships.	250	250	250	254

EDUCATION AND CULTURE

Grants and Contributions (continued)

	(thousands of dollars)			
	2014-2015 Main Estimates	2013-2014 Revised Estimates	2013-2014 Main Estimates	2012-2013 Actuals
Cultural Component of Sports Events - Contribution to host societies of various sports events. The funding is used to promote northern arts and culture and support artists' participation at the event.	50	50	50	-
Tłıchǰ Coordinator (DAAIR) - Contribution to the Tłıchǰ Government coordinated by the Department of Aboriginal Affairs and Intergovernmental Relations. This represents the Government's one third share, which is cost shared by ECE and HSS to fund a Cultural Coordinator.	-	-	-	36
Literacy Funding - Contributions to organizations to deliver literacy programs.	2,356	2,356	1,996	1,882
College Contributions - Base funding for Aurora College to deliver adult and postsecondary education in the NWT. Includes funding for the Aurora Research Institute.	33,541	32,798	32,543	30,741
Community Skills for Work - Funding to support adult basic education and job-related skills for Income Assistance clients and other individuals for whom a low level of education is a barrier to employment.	-	-	650	95
	207,876	202,950	203,990	195,997
	207,928	203,002	204,042	196,039

This page intentionally left blank

EDUCATION AND CULTURE

Active Positions

2014-2015	Indeterminate Full Time	Indeterminate Part Time	Seasonal	Total
Regional Allocation				
Yellowknife Headquarters	79	9	-	88
North Slave	3	-	-	3
Tłı̄chǫ	-	-	-	-
South Slave	3	4	-	7
Dehcho	1	-	-	1
Sahtu	1	1	-	2
Beaufort Delta	1	1	-	2
	88	15	-	103

Community Allocation

Yellowknife Headquarters	79	9	-	88
Regional/Area Offices	9	6	-	15
Other Communities	-	-	-	-
	88	15	-	103

2013-2014

	Indeterminate Full Time	Indeterminate Part Time	Seasonal	Total
Regional Allocation				
Yellowknife Headquarters	79	9	-	88
North Slave	3	-	-	3
Tłı̄chǫ	-	-	-	-
South Slave	2	6	-	8
Dehcho	2	-	-	2
Sahtu	2	1	-	3
Beaufort Delta	2	1	-	3
	90	17	-	107

Community Allocation

Yellowknife Headquarters	79	9	-	88
Regional/Area Offices	8	8	-	16
Other Communities	3	-	-	3
	90	17	-	107

Note 1: Regional and Area Offices include positions located in Yellowknife Regional Offices, Fort Smith, Hay River, Fort Simpson, Norman Wells and Inuvik.

LABOUR DEVELOPMENT AND STANDARDS

Activity Description

Labour Development and Standards – provides a range of programs and services related to career development, apprenticeship, employment preparation, training and development, and labour services.

Apprenticeship and Occupations – works closely with industry, Aurora College, the Interprovincial Red Seal program and other training institutions to provide training and certification in designated trades and occupations.

Labour and Career Development – works in partnership to coordinate labour market programming to expand employment opportunities in the North and increase participation in the workforce. It provides support to industry to ensure the scope and delivery of programs offered to meet regional needs. ECE Service Centres offer career counselling, needs assessment, education planning, workshops, resource libraries, career and labour market information and career fairs. The Division also provides immigration supports through the Canada-NWT Agreement on Territorial Nominees.

Employment Standards – administers the *Employment Standards Act* and investigates complaints from employees and employers regarding non-compliance with this legislation. Independent adjudicators make decisions on appeals filed under the Act.

Management and Program Support – negotiates and monitors training and employment provisions in socio-economic agreements; ensures management and administrative support in headquarters and regional offices. In addition to delivering apprenticeship and career and employment programs, regional offices are responsible for delivering income security and early childhood programs budgeted under separate activities.

LABOUR DEVELOPMENT AND STANDARDS

Operations Expenditure Summary

Expenditure Category	(thousands of dollars)			
	2014-2015 Main Estimates	2013-2014 Revised Estimates	2013-2014 Main Estimates	2012-2013 Actuals
Compensation and Benefits	5,320	5,222	5,216	4,913
Grants and Contributions	409	160	160	281
Other Expenses	3,878	3,688	3,688	2,476
	<u>9,607</u>	<u>9,070</u>	<u>9,064</u>	<u>7,670</u>
Amortization	1,120	975	1,300	998
	<u>10,727</u>	<u>10,045</u>	<u>10,364</u>	<u>8,668</u>
Details of Other Expenses				
Travel	314	275	275	180
Materials and Supplies	224	225	225	87
Purchased Services	189	191	191	132
Utilities	-	-	-	-
Contract Services	2,406	2,252	2,252	1,683
Fees and Payments	745	743	743	371
Controllable Assets	-	-	-	5
Computer Hardware and Software	-	-	-	14
Valuation Allowances	-	2	2	4
Chargebacks	-	-	-	-
Interest	-	-	-	-
Loss on Sale of Assets	-	-	-	-
Foreign Currency Exchange Loss	-	-	-	-
	<u>3,878</u>	<u>3,688</u>	<u>3,688</u>	<u>2,476</u>

Program Delivery Details

Apprenticeship and Occupations	3,152	3,032	3,031	1,944
Labour and Career Development	4,754	4,175	4,495	3,500
Employment Standards	815	797	797	755
Management and Program Support	2,006	2,041	2,041	2,469
	<u>10,727</u>	<u>10,045</u>	<u>10,364</u>	<u>8,668</u>

LABOUR DEVELOPMENT AND STANDARDS**Grants and Contributions**

	(thousands of dollars)			
	2014-2015 Main Estimates	2013-2014 Revised Estimates	2013-2014 Main Estimates	2012-2013 Actuals
Contributions				
Small Community Employment - Funding to support work plan activities and priorities related to adult career and employment development, specifically opportunities for individuals in small and remote communities to obtain essential skills and the training needed for longer term employment.	339	160	160	246
Skills Canada - Funding to support work plan activities and priorities related to adult career and employment development, specifically in providing opportunities for individuals in small and remote communities to obtain essential skills and training needed for longer term employment in the work place.	70	-	-	35
	409	160	160	281

LABOUR DEVELOPMENT AND STANDARDS

Active Positions

2014-2015	Indeterminate Full Time	Indeterminate Part Time	Seasonal	Total
Regional Allocation				
Yellowknife Headquarters	14	2	-	16
North Slave	7	-	-	7
Tłı̨chǫ	-	-	-	-
South Slave	7	1	-	8
Dehcho	3	-	-	3
Sahtu	4	-	-	4
Beaufort Delta	6	1	-	7
	41	4	-	45
Community Allocation				
Yellowknife Headquarters	14	2	-	16
Regional/Area Offices	27	2	-	29
Other Communities	-	-	-	-
	41	4	-	45

2013-2014	Indeterminate Full Time	Indeterminate Part Time	Seasonal	Total
Regional Allocation				
Yellowknife Headquarters	14	2	-	16
North Slave	7	-	-	7
Tłı̨chǫ	-	-	-	-
South Slave	7	1	-	8
Dehcho	3	-	-	3
Sahtu	4	-	-	4
Beaufort Delta	5	1	-	6
	40	4	-	44
Community Allocation				
Yellowknife Headquarters	14	2	-	16
Regional/Area Offices	26	2	-	28
Other Communities	-	-	-	-
	40	4	-	44

Note 1: Regional and Area Offices include positions located in Yellowknife Regional Offices, Fort Smith, Hay River, Fort Simpson, Norman Wells and Inuvik.

INCOME SECURITY

Activity Description

The Income Security Programs Division develops policy, plans and provides training, information, financial and auditing functions for the delivery of Income Security Programs by regional offices in line with relevant legislation and regulations. Supports are provided at headquarters to ensure the NWT Social Assistance Appeal Committees, the NWT Social Assistance Board and the NWT Student Financial Assistance Board can respond to client complaints in compliance with legislation. The Division also works closely with non-government organizations with an interest in social programs.

Income Security Programs – comprises:

- Income Assistance – provides financial assistance to Northerners to help them meet their basic needs, and assists with childcare costs, enabling Northerners to move towards greater self-reliance and improved quality of life.
- The NWT Child Benefit – provides low to modest-income families with monthly cash payments under the NWT Child Benefit (NWT CB) program to assist with the costs of raising children. This includes the Territorial Workers Supplement (TWS) benefit.
- The Seniors Home Heating Subsidy – provides financial assistance to low to modest-income seniors to help them pay for the cost of heating their homes.
- The Senior Citizen Supplementary Benefit – provides financial assistance to low to modest-income seniors to help cover the cost of living.

Student Financial Assistance – provides financial assistance to NWT students through a combination of grants and loans. The program is open to Northerners attending accredited postsecondary studies on a full or part time basis.

INCOME SECURITY**Operations Expenditure Summary**

	(thousands of dollars)			
	2014-2015 Main Estimates	2013-2014 Revised Estimates	2013-2014 Main Estimates	2012-2013 Actuals
Expenditure Category				
Compensation and Benefits	5,841	5,587	5,578	5,941
Grants and Contributions	11,136	11,136	11,136	10,131
Other Expenses	25,138	24,877	24,877	24,745
	<u>42,115</u>	<u>41,600</u>	<u>41,591</u>	<u>40,817</u>
Amortization	-	-	-	-
	<u>42,115</u>	<u>41,600</u>	<u>41,591</u>	<u>40,817</u>
Details of Other Expenses				
Travel	267	280	280	370
Materials and Supplies	115	110	110	130
Purchased Services	87	122	122	181
Utilities	1,666	1,666	1,666	1,353
Contract Services	1,739	1,739	1,739	1,668
Fees and Payments	18,835	18,531	18,531	18,406
Controllable Assets	-	-	-	12
Computer Hardware and Software	10	10	10	11
Valuation Allowances	2,419	2,419	2,419	2,614
Chargebacks	-	-	-	-
Interest	-	-	-	-
Loss on Sale of Assets	-	-	-	-
Foreign Currency Exchange Loss	-	-	-	-
	<u>25,138</u>	<u>24,877</u>	<u>24,877</u>	<u>24,745</u>

Program Delivery Details

Income Assistance Programs	27,819	27,352	27,343	27,252
Student Financial Assistance	14,296	14,248	14,248	13,565
	<u>42,115</u>	<u>41,600</u>	<u>41,591</u>	<u>40,817</u>

INCOME SECURITY**Grants and Contributions**

	(thousands of dollars)			
	2014-2015 Main Estimates	2013-2014 Revised Estimates	2013-2014 Main Estimates	2012-2013 Actuals
Grants				
Student Grants - Grants to NWT students for postsecondary education.	11,136	11,136	11,136	10,131
	<u>11,136</u>	<u>11,136</u>	<u>11,136</u>	<u>10,131</u>

INCOME SECURITY**Active Positions**

2014-2015	Indeterminate Full Time	Indeterminate Part Time	Seasonal	Total
Regional Allocation				
Yellowknife Headquarters	20	-	-	20
North Slave	5	2	-	7
Tłı̄chǫ	3	-	-	3
South Slave	4	4	-	8
Dehcho	3	-	-	3
Sahtu	4	-	-	4
Beaufort Delta	8	3	-	11
	47	9	-	56
Community Allocation				
Yellowknife Headquarters	20	-	-	20
Regional/Area Offices	19	4	-	23
Other Communities	8	5	-	13
	47	9	-	56

2013-2014	Indeterminate Full Time	Indeterminate Part Time	Seasonal	Total
Regional Allocation				
Yellowknife Headquarters	19	-	-	19
North Slave	5	2	-	7
Tłı̄chǫ	3	-	-	3
South Slave	4	4	-	8
Dehcho	3	-	-	3
Sahtu	4	-	-	4
Beaufort Delta	8	3	-	11
	46	9	-	55
Community Allocation				
Yellowknife Headquarters	19	-	-	19
Regional/Area Offices	19	4	-	23
Other Communities	8	5	-	13
	46	9	-	55

Note 1: Regional and Area Offices include positions located in Yellowknife Regional Offices, Fort Smith, Hay River, Fort Simpson, Norman Wells and Inuvik.

STUDENTS LOAN FUND

Purpose: To provide financial assistance to post-secondary students in accordance with the *Student Financial Assistance Act* and Regulations.

(thousands of dollars)

	2014-2015 Proposed Budget	2013-2014 Revised Forecast	2012-2013 Actuals
Authorized Limit (note 1)	45,000	40,000	40,000
Operating Results:			
Loans Receivable, April 1	39,448	37,712	36,115
Loans Granted	6,561	6,635	6,227
Loans Repaid	(3,550)	(3,394)	(3,232)
Loans Forgiven	(100)	(107)	-
Loans Remitted	(1,398)	(1,398)	(1,398)
Loans Receivable, March 31	40,961	39,448	37,712

Note 1: A change to the *Student Financial Assistance Act* is required to effect the proposed increase, effective April 1, 2014.

This page intentionally left blank

EDUCATION AUTHORITY PROGRAMS AND SERVICES

In 1996, the Government of the Northwest Territories adopted a new *Education Act* that renamed existing governance structures and enhanced their responsibilities. As a result, 34 District Education Authorities (DEAs) currently govern schools in the NWT. Each DEA is comprised of elected representatives responsible for the school(s) in their community. Education bodies are organized as follows:

Divisional Education Councils (DECs) which include:

- Dehcho Divisional Education Council;
- South Slave Divisional Education Council;
- Sahtu Divisional Education Council; and,
- Beaufort Delta Divisional Education Council.

District Education Authorities which include:

- Dettah District Education Authority;
- Ndilo District Education Authority;
- Yellowknife No.1 District Education Authority; and,
- Yellowknife Public Denominational District Education Authority.

and the Tłı̄chǫ Community Services Agency and the Commission scolaire francophone, TNO.

With the exception of the Commission scolaire francophone which has three members from each community, Hay River and Yellowknife, the DECs and the Tłı̄chǫ Community Services Agency are made up of one representative from each DEA in the education division.

There are a total of 49 public schools in 32 of the 33 communities in the NWT.

The GNWT certifies teachers and determines curricula that guide teaching in NWT schools. DECs and DEAs are responsible for coordinating and supporting education programs and services in the schools they serve. Their responsibilities range from establishing policies, to preparing budgets and hiring teachers.

DETAILS OF FUNDING ALLOCATED TO EDUCATION AUTHORITIES

	(thousands of dollars)			
	2014- 2015 Funded Positions	2014- 2015 School Year	2013- 2014 Revised Funded Positions	2013- 2014 Revised School Year
Beaufort-Delta Divisional Education Council	180	28,520	182	28,327
Commission scolaire francophone, Territoires du Nord-Ouest	29	4,428	29	4,237
Dettah District Education Authority	12	1,749	10	1,650
Dehcho Divisional Education Council	88	14,682	88	14,347
Ndilo District Education Authority	18	2,411	15	2,152
Sahtu Divisional Education Council	86	13,681	87	13,503
South Slave Divisional Education Council	169	24,794	172	24,813
Tłı̨chǫ Community Services Agency	119	17,435	111	16,123
Yellowknife Public Denominational District Education Authority	133	17,712	138	18,098
Yellowknife District No.1 Education Authority	184	23,469	193	24,695
	1,018	148,881	1,025	147,945

Note:

1. The above information has not been finalized with the Education Authorities.
2. Contributions and positions are calculated on a July 1 – June 30 school year basis.

EDUCATION AUTHORITIES**Active Positions**

2014-2015	Indeterminate Full Time	Indeterminate Part Time	Seasonal	Total
Regional Allocation				
Yellowknife Headquarters	-	-	-	-
North Slave	364	-	-	364
Tłı̄chǫ	119	-	-	119
South Slave	181	-	-	181
Dehcho	88	-	-	88
Sahtu	86	-	-	86
Beaufort Delta	180	-	-	180
	1,018	-	-	1,018
Community Allocation				
Yellowknife Headquarters	-	-	-	-
Regional/Area Offices	624	-	-	624
Other Communities	394	-	-	394
	1,018	-	-	1,018

2013-2014	Indeterminate Full Time	Indeterminate Part Time	Seasonal	Total
Regional Allocation				
Yellowknife Headquarters	-	-	-	-
North Slave	373	-	-	373
Tłı̄chǫ	111	-	-	111
South Slave	184	-	-	184
Dehcho	88	-	-	88
Sahtu	87	-	-	87
Beaufort Delta	182	-	-	182
	1,025	-	-	1,025
Community Allocation				
Yellowknife Headquarters	-	-	-	-
Regional/Area Offices	642	-	-	642
Other Communities	383	-	-	383
	1,025	-	-	1,025

This page intentionally left blank

AURORA COLLEGE PROGRAMS

Aurora College delivers adult and postsecondary education and training programs under the direction of a Board of Governors appointed by, and accountable to, the Minister of Education, Culture and Employment.

Aurora College, through its three regional campuses and 23 community learning centres, provides community-based Adult Literacy and Basic Education (ALBE) programs as a means to facilitate greater access to postsecondary education and training.

The School of Trades, Apprenticeship and Industrial Training supports trades people in achieving journeyman status, becoming a technician or technologist in a designated occupation, or obtaining skills to begin careers in trades, construction or mining-related occupations.

Aurora College offers a number of certificate and/or diploma programs, including the following:

- Aboriginal Language and Cultural Instructor;
- Adult Education;
- Community Health Representative;
- Early Childhood Development;
- Business Administration;
- Environment and Natural Resources Technology;
- Personal Support Worker;
- Office Administration;
- Social Work;
- Teacher Education; and,
- Traditional Arts.

Degree programs offered through partnerships with universities are:

- Bachelor of Science in Nursing;
- Bachelor of Education;
- Bachelor of Circumpolar Studies; and,
- Masters in Nursing – Nurse Practitioner Stream.

The Aurora Research Institute is responsible for licensing and coordinating research in accordance with the *NWT Scientists Act*. As per the GNWT Traditional Knowledge Policy, the Aurora Research Institute maintains a database of traditional knowledge research conducted in the NWT; promotes and supports the study, documentation and application of traditional knowledge; and promotes the development of traditional technology for economic development purposes. Finally, the Aurora Research Institute facilitates communication between researchers and the communities impacted by their work and works to increase public awareness of the importance of science, technology and indigenous knowledge. The Aurora Research Institute has offices in Inuvik, Fort Smith and Yellowknife.

The College operates through third-party contracts and an annual contribution from the Department as approved by the Legislative Assembly. Contributions to the College are allocated by academic year, which runs from July 1 to June 30.

AURORA COLLEGE FUNDING ALLOCATION

	<u>2014-2015 Academic Year</u>	<u>2013-2014 Revised Academic Year</u>
Aurora College		
Base Operations	5,589	5,483
Campus Delivery	10,102	9,926
Community Delivery	5,884	5,488
Service Adjustment	3,770	3,770
Building and Works	<u>7,728</u>	<u>7,616</u>
Total College Contributions	<u>33,073</u>	<u>32,283</u>

Notes:

- The above allocations will not be finalized with Aurora College until the Department approves its proposal for the 2014-15 academic year.
- Glossary:
 - Base Operations - minimum service level for administration of head office, campuses and student services
 - Campus Delivery - programs offered at regional campuses
 - Community Delivery - programs offered through community learning centres
 - Service Adjustment - for regional cost differences and to enhance service levels in specific communities
 - Building and Works - facilities, equipment and utilities
- Calculations are based on the College's fiscal year which is also the academic year: July 1 to June 30.
- The above excludes \$600,000 budgeted for Supplementary Reserves.

LEASE COMMITMENTS - INFRASTRUCTURE

Type of Property	Community	(thousands of dollars)	
		2014-2015 Main Estimates	Future Lease Payments
Office Space: Paulatuk Housing Association	Paulatuk	14	43
		14	43

Note 1: The above leases do not include capital leases. In the event a lease is deemed to be a capital lease the associated asset is included in tangible capital assets and amortized over the useful life of the asset; and the lease is recorded as a financial liability.

Note 2: The Main Estimate and Future Lease Payments represent the Base Rent cost and excludes the Operations and Maintenance component of the total Lease costs.

Work Performed on Behalf of Others

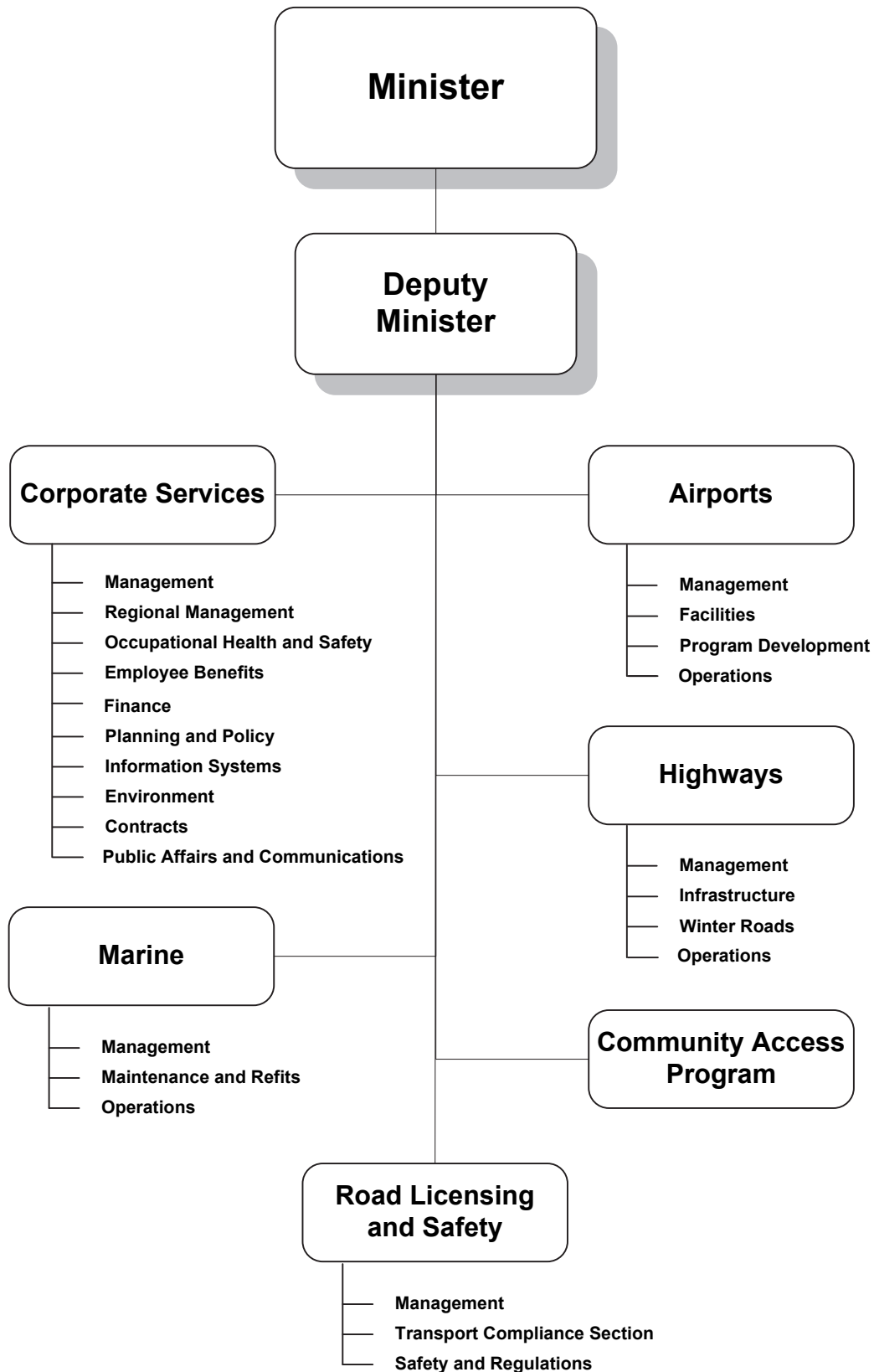
(thousands of dollars)

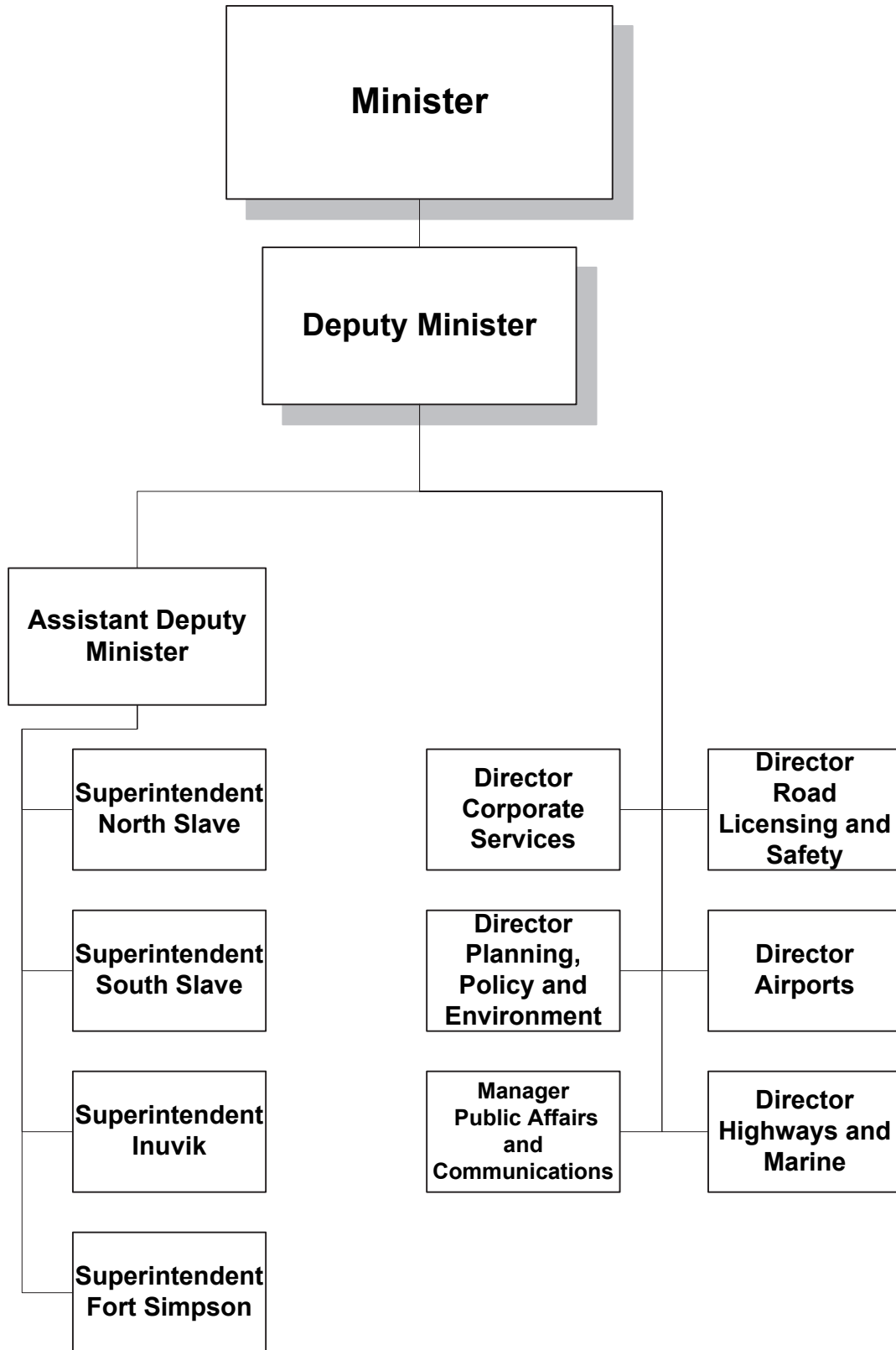
	2014-2015 Main Estimates	2013-2014 Revised Estimates	2013-2014 Main Estimates	2012-2013 Actuals
Labour Market Development Agreement - The Canada-Northwest Territories Labour Market Development Agreement (LMDA) came into effect October 1, 1998. Under the Agreement, the Northwest Territories assumed delivery responsibility for labour market development measures under the <i>Employment Insurance Act</i> .	4,593	4,599	4,606	4,132
Labour Market Agreement - The Canada-Northwest Territories Labour Market Agreement came into effect in July 2009. Funding is provided to deliver labour market measures to non-Employment Insurance clients.	1,300	1,419	1,294	1,471
Older Workers - The Canada-Northwest Territories Older Workers Agreement came into effect on June 29, 2007. Under the Agreement, the Northwest Territories cost shares projects that will provide unemployed older workers in vulnerable communities with programming aimed at increasing their employability.	240	313	313	48
Immigration Portal - Funding is provided by Human Resources and Skills Development Canada to coordinate projects that develop on-line tools, information, and services for prospective immigrants and newcomers to Canada.	-	-	202	46
Gwich'in Implementation - Under the terms of a 10-year Bilateral Funding Agreement between the Department of Aboriginal Affairs and Northern Development Canada and the Government of the Northwest Territories, Canada will provide a 2014-2015 grant payment to the Government of the Northwest Territories to assist with Gwich'in implementation activities pursuant to the Gwich'in Implementation Plan.	22	22	22	24

Work Performed on Behalf of Others (continued)

	(thousands of dollars)			
	2014-2015 Main Estimates	2013-2014 Revised Estimates	2013-2014 Main Estimates	2012-2013 Actuals
Sahtu Implementation - Under the terms of a 10-year Bilateral Funding Agreement between Department of Aboriginal Affairs and Northern Development Canada and the Government of the Northwest Territories, Canada will provide a 2014-2015 grant payment to the Government of the Northwest Territories to assist with Sahtu implementation activities pursuant to the Sahtu Implementation Plan.	22	34	22	10
Tłı̨chǫ Implementation - Under the terms of a 10-year Bilateral Funding Agreement between Department of Aboriginal Affairs and Northern Development Canada and the Government of the Northwest Territories, Canada will provide a 2014-2015 grant payment to the Government of the Northwest Territories to assist with Tłı̨chǫ implementation activities pursuant to the Tłı̨chǫ Implementation Plan.	100	263	102	68
NWT Heritage & Cultural Alliance Gathering (the Gathering) - Funding is provided by Canadian Heritage and Official Languages to deliver a workshop focused on specialized skills training in archival and museum practices.	-	15	-	42
	6,277	6,665	6,561	5,841

TRANSPORTATION





MISSION

Our Mission is to provide for the safe, secure, accessible and reliable movement of people and goods to serve the social and economic needs and aspirations of the people of the Northwest Territories.

The Department accomplishes its Mission through six main activities:

1. AIRPORTS

To provide airport facilities and services and to encourage and support the provision of regular, safe, cost effective and reliable air services.

2. HIGHWAYS

To provide highway facilities and to encourage and support the provision of safe, reliable and cost-effective inter-community travel and road transportation services.

3. MARINE

To provide safe and reliable ferry crossing services on the highway system.

4. ROAD LICENSING & SAFETY

To protect public safety and the environment by supporting the safe operation of motor vehicles in the NWT.

In addition to its regulatory responsibilities for transportation safety, the Department delivers public education programs, in conjunction with the federal government and other GNWT Departments, on transportation safety, such as the Strategy to Reduce Impaired Driving and Occupant Restraint Campaigns.

5. COMMUNITY ACCESS PROGRAM

To provide contributions to communities within the Northwest Territories requiring new or improved transportation access.

6. CORPORATE SERVICES

To provide support and department-wide corporate programs in 10 areas.

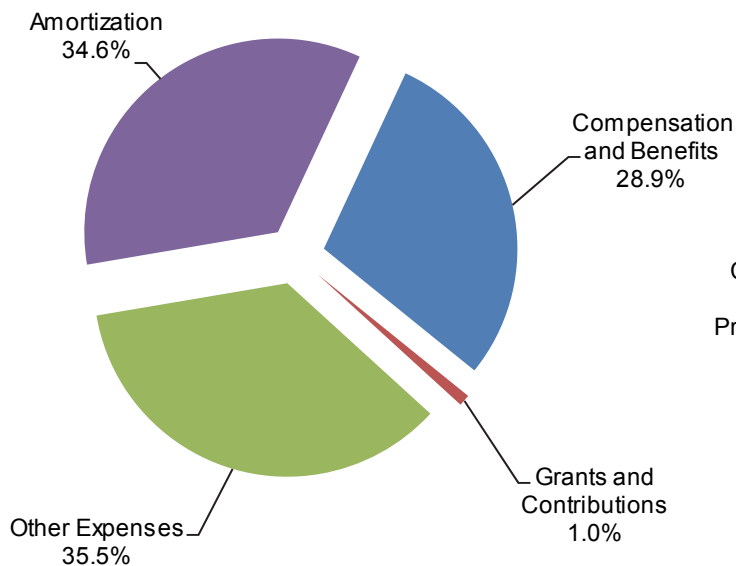
GOALS

The Department of Transportation has six goals that support the achievement of the Government's vision for the future of the Northwest Territories.

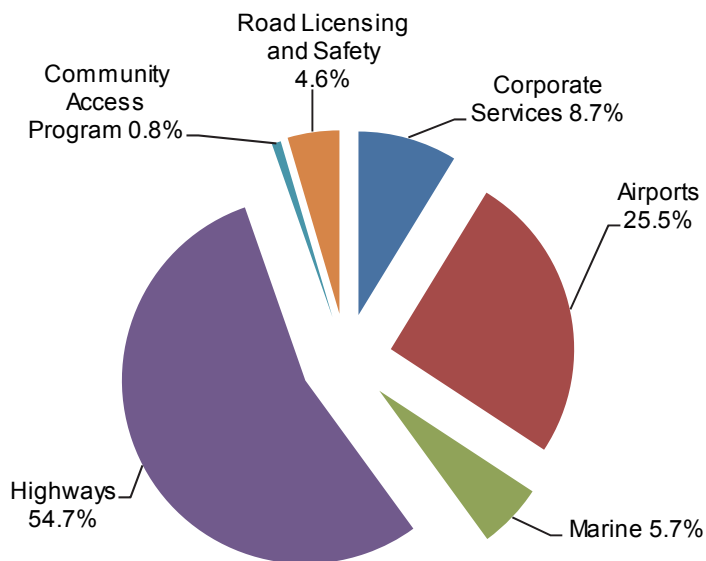
1. The NWT transportation system continues to improve,
2. The NWT has an ongoing high level of Northern business and employment opportunities in the public and private transportation sectors,
3. The NWT has a safe and secure transportation system in all modes,
4. The Department has a high performance workplace that is adaptable, effective, efficient and innovative in delivering programs and services,
5. Continue to ensure that the high quality of the NWT environment is maintained,
6. The Department supports local transportation infrastructure.

OPERATIONS EXPENDITURES

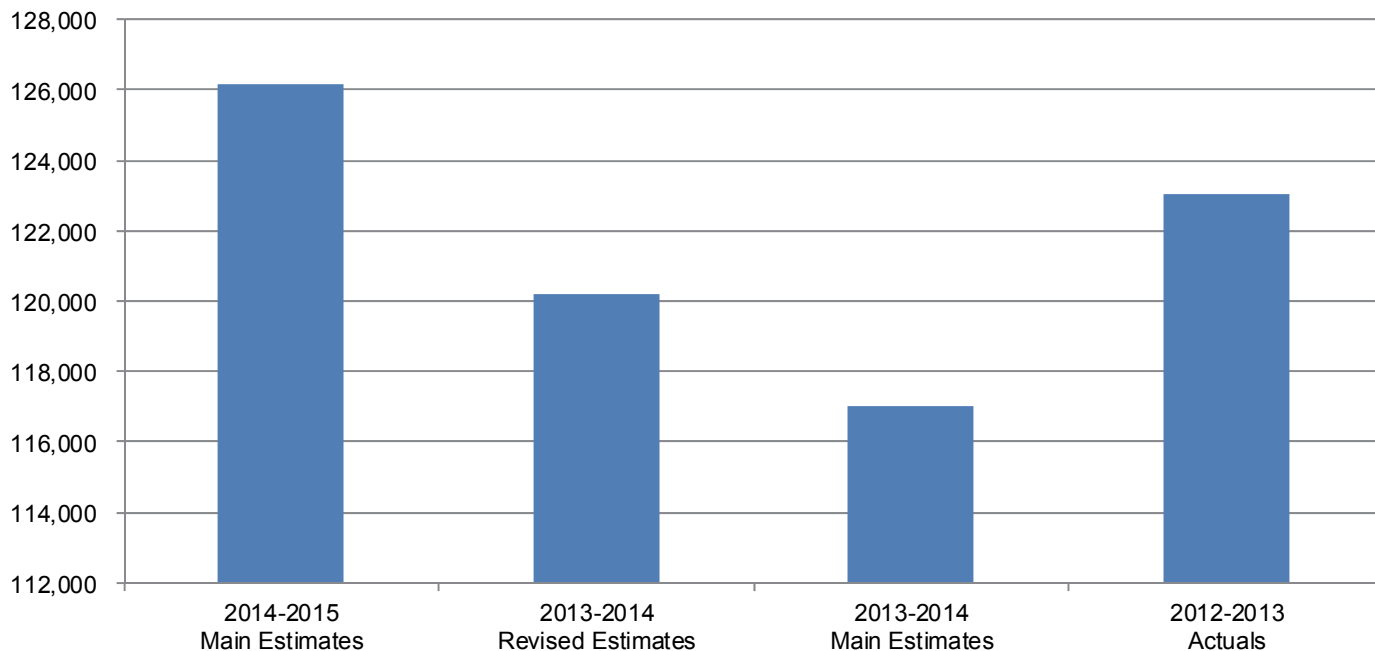
By Expenditure Category



By Activity



**Operations Expenditures Comparison
(thousands of dollars)**



OPERATIONS EXPENDITURE SUMMARY

	(thousands of dollars)			
	2014-2015 Main Estimates	2013-2014 Revised Estimates	2013-2014 Main Estimates	2012-2013 Actuals
Expenditure Category				
Compensation and Benefits	36,422	36,117	36,033	35,278
Grants and Contributions	1,210	1,210	1,210	792
Other Expenses	44,849	42,451	38,606	50,331
	<u>82,481</u>	<u>79,778</u>	<u>75,849</u>	<u>86,401</u>
Amortization	43,680	40,421	41,162	36,628
	<u>126,161</u>	<u>120,199</u>	<u>117,011</u>	<u>123,029</u>
Details of Other Expenses				
Travel	1,392	1,392	1,392	1,215
Materials and Supplies	5,313	4,869	4,869	6,126
Purchased Services	958	958	958	1,034
Utilities	3,015	3,010	3,183	2,874
Contract Services	31,549	29,675	25,636	32,721
Fees and Payments	603	562	562	340
Controllable Assets	425	425	425	656
Computer Hardware and Software	123	98	119	289
Valuation Allowances	-	-	-	13
Chargebacks	1,471	1,462	1,462	1,179
Interest	-	-	-	3,543
Loss on Sale of Assets	-	-	-	341
Foreign Currency Exchange Loss	-	-	-	-
	<u>44,849</u>	<u>42,451</u>	<u>38,606</u>	<u>50,331</u>

INFRASTRUCTURE INVESTMENT SUMMARY

	(thousands of dollars)			
	2014-2015 Main Estimates	2013-2014 Revised Estimates	2013-2014 Main Estimates	2012-2013 Actuals
BEGINNING OF THE YEAR				
Cost of assets in service	1,548,234	1,454,969	1,484,176	1,177,623
Accumulated amortization	(552,208)	(511,787)	(515,156)	(477,688)
Net book value	996,026	943,182	969,020	699,935
CHANGES DURING BUDGET YEAR				
Assets put into service during the year	25,132	93,265	37,720	280,217
Disposals	-	-	-	(342)
Amortization expense	(43,680)	(40,421)	(41,162)	(36,628)
END OF THE YEAR				
Net book value of assets in service	977,478	996,026	965,578	943,182
Work in progress	129,759	64,491	13,325	23,323
TOTAL NET BOOK VALUE AND WORK IN PROGRESS	1,107,237	1,060,517	978,903	966,505
CALCULATION OF ASSETS PUT INTO SERVICE				
Work in progress, beginning of the year	64,491	23,323	24,795	227,619
Capital Investment Expenditures per Infrastructure Acquisition Plan (TCA)	90,400	134,433	26,250	75,921
Less work in progress, end of the year	(129,759)	(64,491)	(13,325)	(23,323)
Assets put into service during the year	25,132	93,265	37,720	280,217
INFRASTRUCTURE INVESTMENT				
Large Capital Projects	83,750	127,156	21,200	79,634
Small Capital Projects	5,600	6,427	4,200	3,493
Information Technology Projects	1,050	850	850	527
TOTAL INFRASTRUCTURE INVESTMENT	90,400	134,433	26,250	83,654
ALLOCATED TO:				
Tangible Capital Assets	90,400	134,433	26,250	83,654
Infrastructure Contributions	-	-	-	-
	90,400	134,433	26,250	83,654

REVENUE SUMMARY

(thousands of dollars)

	2014-2015 Main Estimates	2013-2014 Revised Estimates	2013-2014 Main Estimates	2012-2013 Actuals
Transfer Payments				
<i>Federal Cost-Shared</i>				
Research and Development				
- Building Canada Plan	-	406	406	232
Department of National Defense				
- Arrestor Gear Stations, Inuvik Airport	-	-	-	192
Mackenzie Valley Highway Project				
- CanNor	-	-	-	3,374
Inuvik - Tuktoyaktuk Highway	46,000	46,000	-	-
Capital Transfers	11,700	23,900	12,500	35,917
	<u>57,700</u>	<u>70,306</u>	<u>12,906</u>	<u>39,715</u>
General				
<i>Regulatory Revenue</i>				
Airports - Landing & Other Fees	3,265	3,205	3,205	3,010
Road Licensing & Safety				
Fees	144	144	144	1,073
Licenses	549	549	549	523
Permits	345	345	345	218
Toll Permits	4,010	4,010	4,010	1,427
Registrations	4,420	4,420	4,420	3,846
Exams & Certifications	245	245	245	110
<i>Lease</i>				
Airports - Lease/Rental Revenue	2,680	2,789	2,789	2,925
<i>Program</i>				
Parks Canada - Wood Buffalo National Park	130	130	130	150
Nav Canada Occupancy Agreement	607	607	607	607
CATSA Agreement - YK Airport HBS	127	127	127	127
Mackenzie Valley Winter Road	-	-	-	1,101
<i>Service and Miscellaneous</i>				
Airports - Concessions	158	198	198	345
Corporate Services - Administration Fees	130	130	130	144
	<u>16,810</u>	<u>16,899</u>	<u>16,899</u>	<u>15,606</u>
	<u>74,510</u>	<u>87,205</u>	<u>29,805</u>	<u>55,321</u>

TRANSPORTATION

ACTIVE POSITION SUMMARY

2014-2015	Indeterminate Full Time	Indeterminate Part Time	Seasonal	Total
Regional Allocation				
Yellowknife Headquarters	94	-	-	94
North Slave	54	-	1	55
Tłı̄chǫ	7	-	-	7
South Slave	59	-	1	60
Dehcho	38	-	14	52
Sahtu	10	-	-	10
Beaufort Delta	20	-	-	20
	282	-	16	298
Community Allocation				
Yellowknife Headquarters	94	-	-	94
Regional/Area Offices	153	-	14	167
Other Communities	35	-	2	37
	282	-	16	298

2013-2014	Indeterminate Full Time	Indeterminate Part Time	Seasonal	Total
Regional Allocation				
Yellowknife Headquarters	95	-	-	95
North Slave	53	-	2	55
Tłı̄chǫ	7	-	-	7
South Slave	61	-	1	62
Dehcho	38	-	15	53
Sahtu	10	-	-	10
Beaufort Delta	20	-	-	20
	284	-	18	302
Community Allocation				
Yellowknife Headquarters	95	-	-	95
Regional/Area Offices	156	-	15	171
Other Communities	33	-	3	36
	284	-	18	302

Note 1: Regional and Area Offices include positions located in Yellowknife Regional Offices, Fort Smith, Hay River, Fort Simpson, Norman Wells and Inuvik.

TRANSPORTATION

This page intentionally left blank

CORPORATE SERVICES

Activity Description

The Corporate Services Activity provides support and departmental wide corporate programs in 10 areas:

- Management
- Regional Management
- Occupational Health and Safety
- Employee Benefits
- Finance
- Planning and Policy
- Information Systems
- Environment
- Contracts
- Public Affairs and Communications

CORPORATE SERVICES**Operations Expenditure Summary**

	(thousands of dollars)			
	2014-2015 Main Estimates	2013-2014 Revised Estimates	2013-2014 Main Estimates	2012-2013 Actuals
Expenditure Category				
Compensation and Benefits	7,737	7,363	7,308	7,264
Grants and Contributions	-	-	-	-
Other Expenses	3,258	2,995	2,995	2,531
	<u>10,995</u>	<u>10,358</u>	<u>10,303</u>	<u>9,795</u>
Amortization	22	23	23	23
	<u>11,017</u>	<u>10,381</u>	<u>10,326</u>	<u>9,818</u>
Details of Other Expenses				
Travel	177	177	177	186
Materials and Supplies	94	94	94	170
Purchased Services	115	115	115	148
Utilities	2	2	2	2
Contract Services	1,315	1,085	1,085	780
Fees and Payments	99	100	100	46
Controllable Assets	-	-	-	11
Computer Hardware and Software	32	7	7	9
Valuation Allowances	-	-	-	-
Chargebacks	1,424	1,415	1,415	1,179
Interest	-	-	-	-
Loss on Sale of Assets	-	-	-	-
Foreign Currency Exchange Loss	-	-	-	-
	<u>3,258</u>	<u>2,995</u>	<u>2,995</u>	<u>2,531</u>
Program Delivery Details				
Corporate Services	10,995	10,358	10,303	9,795
Amortization	22	23	23	23
	<u>11,017</u>	<u>10,381</u>	<u>10,326</u>	<u>9,818</u>

CORPORATE SERVICES**Active Positions**

2014-2015	Indeterminate Full Time	Indeterminate Part Time	Seasonal	Total
Regional Allocation				
Yellowknife Headquarters	31	-	-	31
North Slave	4	-	-	4
Tłı̨chǫ	-	-	-	-
South Slave	7	-	-	7
Dehcho	4	-	-	4
Sahtu	-	-	-	-
Beaufort Delta	2	-	-	2
	48	-	-	48
Community Allocation				
Yellowknife Headquarters	31	-	-	31
Regional/Area Offices	17	-	-	17
Other Communities	-	-	-	-
	48	-	-	48

2013-2014	Indeterminate Full Time	Indeterminate Part Time	Seasonal	Total
Regional Allocation				
Yellowknife Headquarters	31	-	-	31
North Slave	4	-	-	4
Tłı̨chǫ	-	-	-	-
South Slave	8	-	-	8
Dehcho	5	-	-	5
Sahtu	-	-	-	-
Beaufort Delta	2	-	-	2
	50	-	-	50
Community Allocation				
Yellowknife Headquarters	31	-	-	31
Regional/Area Offices	19	-	-	19
Other Communities	-	-	-	-
	50	-	-	50

Note 1: Regional and Area Offices include positions located in Yellowknife Regional Offices, Fort Smith, Hay River, Fort Simpson, Norman Wells and Inuvik.

TRANSPORTATION

This page intentionally left blank

AIRPORTS

Activity Description

The purpose of the Airports Program is to provide airport facilities and services and to encourage and support the provision of regular, safe, cost-effective and reliable air services. The Department is responsible for the maintenance, operation, and rehabilitation and upgrading of airports.

The Department operates 27 airports in the Northwest Territories, of which one is a Gateway hub (Yellowknife), two are Regional hubs (Norman Wells and Inuvik), three are regional aerodromes (Fort Simpson, Fort Smith and Hay River) with paved runways and 21 are community aerodromes with gravel runways. Connected with the Airports Program, the Department maintains a close watch over air transportation legislation, regulation and policy activities of other governments, overall trends in air transportation safety, costs, infrastructure technology development/change and opportunities for partnership to finance the improvement of airport infrastructure.

There are four areas of program support:

- Management
- Facilities
- Program Development
- Operations

TRANSPORTATION

ACTIVITY SUMMARY

AIRPORTS

Operations Expenditure Summary

Expenditure Category	(thousands of dollars)			
	2014-2015 Main Estimates	2013-2014 Revised Estimates	2013-2014 Main Estimates	2012-2013 Actuals
Compensation and Benefits	11,644	11,888	11,876	10,973
Grants and Contributions	30	30	30	18
Other Expenses	11,816	11,677	9,177	8,193
	23,490	23,595	21,083	19,184
Amortization	8,700	8,149	8,621	8,829
	32,190	31,744	29,704	28,013
Details of Other Expenses				
Travel	609	609	609	442
Materials and Supplies	1,489	1,489	1,489	1,435
Purchased Services	343	343	343	324
Utilities	1,032	1,032	1,032	520
Contract Services	7,769	7,672	5,172	4,871
Fees and Payments	337	295	295	187
Controllable Assets	180	180	180	108
Computer Hardware and Software	35	35	35	130
Valuation Allowances	-	-	-	13
Chargebacks	22	22	22	-
Interest	-	-	-	-
Loss on Sale of Assets	-	-	-	163
Foreign Currency Exchange Loss	-	-	-	-
	11,816	11,677	9,177	8,193

Program Delivery Details

Management	644	712	712	665
Program Development	2,341	2,265	2,265	2,129
Operations	14,193	14,355	14,343	12,770
Facilities	6,312	6,263	3,763	3,620
Amortization	8,700	8,149	8,621	8,829
	32,190	31,744	29,704	28,013

AIRPORTS**Grants and Contributions**

(thousands of dollars)

	2014-2015 Main Estimates	2013-2014 Revised Estimates	2013-2014 Main Estimates	2012-2013 Actuals
Contributions				
Aviation Program Bursary Assistance	30	30	30	18
	30	30	30	18

AIRPORTS**Active Positions**

2014-2015	Indeterminate Full Time	Indeterminate Part Time	Seasonal	Total
Regional Allocation				
Yellowknife Headquarters	27	-	-	27
North Slave	30	-	-	30
Tłı̄chǫ	-	-	-	-
South Slave	18	-	-	18
Dehcho	6	-	-	6
Sahtu	10	-	-	10
Beaufort Delta	10	-	-	10
	101	-	-	101
Community Allocation				
Yellowknife Headquarters	27	-	-	27
Regional/Area Offices	74	-	-	74
Other Communities	-	-	-	-
	101	-	-	101

2013-2014	Indeterminate Full Time	Indeterminate Part Time	Seasonal	Total
Regional Allocation				
Yellowknife Headquarters	28	-	-	28
North Slave	30	-	-	30
Tłı̄chǫ	-	-	-	-
South Slave	18	-	-	18
Dehcho	6	-	-	6
Sahtu	10	-	-	10
Beaufort Delta	10	-	-	10
	102	-	-	102
Community Allocation				
Yellowknife Headquarters	28	-	-	28
Regional/Area Offices	74	-	-	74
Other Communities	-	-	-	-
	102	-	-	102

Note 1: Regional and Area Offices include positions located in Yellowknife Regional Offices, Fort Smith, Hay River, Fort Simpson, Norman Wells and Inuvik.

HIGHWAYS

Activity Description

The purpose of the Highways Program is to provide highway infrastructure and services to support the provision of safe, reliable and cost-effective inter-community travel and road transportation services. The Department is responsible for operating, maintaining, rehabilitating and upgrading all highway infrastructures.

The Department maintains 2,200 kilometers of all-weather highways and 1,425 kilometers of seasonal winter roads. The Highway system also includes 95 bridges, 244 large diameter culverts and well over 3,000 small culverts. Connected with the Highways Program, the Department monitors current trends in highway construction, engineering, safety, design and technology. The Department actively seeks new partnership opportunities with other governments, industry and First Nation groups to assist in the development of new highway infrastructure and to enhanced operations.

There are four key areas of program support:

- Management
- Infrastructure
- Winter Roads
- Operations

TRANSPORTATION

ACTIVITY SUMMARY

HIGHWAYS

Operations Expenditure Summary

Expenditure Category	(thousands of dollars)			
	2014-2015 Main Estimates	2013-2014 Revised Estimates	2013-2014 Main Estimates	2012-2013 Actuals
Compensation and Benefits	12,465	12,468	12,455	11,653
Grants and Contributions	200	200	200	88
Other Expenses	23,046	21,070	21,070	33,964
	35,711	33,738	33,725	45,705
Amortization	33,250	30,774	31,041	26,511
	68,961	64,512	64,766	72,216
Details of Other Expenses				
Travel	268	268	268	366
Materials and Supplies	3,144	2,700	2,700	3,773
Purchased Services	336	336	336	308
Utilities	1,564	1,559	1,559	1,336
Contract Services	17,405	15,878	15,878	23,882
Fees and Payments	62	62	62	76
Controllable Assets	211	211	211	528
Computer Hardware and Software	50	50	50	28
Valuation Allowances	-	-	-	-
Chargebacks	6	6	6	-
Interest	-	-	-	3,543
Loss on Sale of Assets	-	-	-	124
Foreign Currency Exchange Loss	-	-	-	-
	23,046	21,070	21,070	33,964

Program Delivery Details

Management	656	731	731	780
Operations	20,332	19,087	19,074	18,672
Winter Roads	6,067	5,316	5,316	5,689
Infrastructure	8,656	8,604	8,604	20,564
Amortization	33,250	30,774	31,041	26,511
	68,961	64,512	64,766	72,216

HIGHWAYS

Grants and Contributions

	(thousands of dollars)			
	2014-2015 Main Estimates	2013-2014 Revised Estimates	2013-2014 Main Estimates	2012-2013 Actuals
Grants				
Deh Cho Bridge Grant	200	200	200	88
	200	200	200	88

TRANSPORTATION

HIGHWAYS**Active Positions**

2014-2015	Indeterminate Full Time	Indeterminate Part Time	Seasonal	Total
Regional Allocation				
Yellowknife Headquarters	26	-	-	26
North Slave	15	-	1	16
Tłı̨chǫ	7	-	-	7
South Slave	29	-	1	30
Dehcho	20	-	2	22
Sahtu	-	-	-	-
Beaufort Delta	4	-	-	4
	101	-	4	105
Community Allocation				
Yellowknife Headquarters	26	-	-	26
Regional/Area Offices	47	-	2	49
Other Communities	28	-	2	30
	101	-	4	105

2013-2014	Indeterminate Full Time	Indeterminate Part Time	Seasonal	Total
Regional Allocation				
Yellowknife Headquarters	26	-	-	26
North Slave	14	-	2	16
Tłı̨chǫ	7	-	-	7
South Slave	30	-	1	31
Dehcho	19	-	3	22
Sahtu	-	-	-	-
Beaufort Delta	4	-	-	4
	100	-	6	106
Community Allocation				
Yellowknife Headquarters	26	-	-	26
Regional/Area Offices	48	-	3	51
Other Communities	26	-	3	29
	100	-	6	106

Note 1: Regional and Area Offices include positions located in Yellowknife Regional Offices, Fort Smith, Hay River, Fort Simpson, Norman Wells and Inuvik.

MARINE

Activity Description

The purpose of the Marine Program is to provide safe, reliable, effective and environmentally responsible ferry services on the highway system. The Department is responsible for the maintenance, operation and continued improvement of vessels and their support facilities.

The Department provides ferry services at four river crossings where the territorial all-weather highways traverse waterways. Connected with the Marine Program, the Department maintains a close watch over federal marine legislation, regulation and policy activities.

There are three areas of program support:

- Management
- Maintenance and Refits
- Operations

TRANSPORTATION

ACTIVITY SUMMARY

MARINE**Operations Expenditure Summary**

	(thousands of dollars)			
	2014-2015 Main Estimates	2013-2014 Revised Estimates	2013-2014 Main Estimates	2012-2013 Actuals
Expenditure Category				
Compensation and Benefits	1,382	1,339	1,338	2,489
Grants and Contributions	-	-	-	-
Other Expenses	4,951	4,971	3,574	4,108
	<u>6,333</u>	<u>6,310</u>	<u>4,912</u>	<u>6,597</u>
Amortization	900	800	805	802
	<u>7,233</u>	<u>7,110</u>	<u>5,717</u>	<u>7,399</u>
Details of Other Expenses				
Travel	39	39	39	32
Materials and Supplies	333	333	333	579
Purchased Services	77	77	77	80
Utilities	327	327	500	987
Contract Services	4,146	4,166	2,596	2,364
Fees and Payments	16	16	16	10
Controllable Assets	-	-	-	-
Computer Hardware and Software	6	6	6	2
Valuation Allowances	-	-	-	-
Chargebacks	7	7	7	-
Interest	-	-	-	-
Loss on Sale of Assets	-	-	-	54
Foreign Currency Exchange Loss	-	-	-	-
	<u>4,951</u>	<u>4,971</u>	<u>3,574</u>	<u>4,108</u>

Program Delivery Details

Management	1,169	1,130	1,129	2,324
Maintenance & Refits	951	951	778	376
Operations	4,213	4,229	3,005	3,897
Amortization	900	800	805	802
	<u>7,233</u>	<u>7,110</u>	<u>5,717</u>	<u>7,399</u>

MARINE**Active Positions**

2014-2015	Indeterminate Full Time	Indeterminate Part Time	Seasonal	Total
Regional Allocation				
Yellowknife Headquarters	-	-	-	-
North Slave	-	-	-	-
Tłı̄chǫ	-	-	-	-
South Slave	2	-	-	2
Dehcho	2	-	12	14
Sahtu	-	-	-	-
Beaufort Delta	1	-	-	1
	5	-	12	17
Community Allocation				
Yellowknife Headquarters	-	-	-	-
Regional/Area Offices	4	-	12	16
Other Communities	1	-	-	1
	5	-	12	17

2013-2014	Indeterminate Full Time	Indeterminate Part Time	Seasonal	Total
Regional Allocation				
Yellowknife Headquarters	-	-	-	-
North Slave	-	-	-	-
Tłı̄chǫ	-	-	-	-
South Slave	2	-	-	2
Dehcho	2	-	12	14
Sahtu	-	-	-	-
Beaufort Delta	1	-	-	1
	5	-	12	17
Community Allocation				
Yellowknife Headquarters	-	-	-	-
Regional/Area Offices	4	-	12	16
Other Communities	1	-	-	1
	5	-	12	17

Note 1: Regional and Area Offices include positions located in Yellowknife Regional Offices, Fort Smith, Hay River, Fort Simpson, Norman Wells and Inuvik.

TRANSPORTATION

This page intentionally left blank

COMMUNITY ACCESS PROGRAM**Activity Description**

This Program provides contributions to communities within the Northwest Territories requiring new or improved transportation access.

The Community Access program provides contributions for local access roads and trails to nearby attractions such as hunting, fishing and wood gathering areas, recreation sites and granular resources. The Program also covers marine facilities in support of local recreation and subsistence harvesting activities.

COMMUNITY ACCESS PROGRAM

Operations Expenditure Summary

Expenditure Category	(thousands of dollars)			
	2014-2015 Main Estimates	2013-2014 Revised Estimates	2013-2014 Main Estimates	2012-2013 Actuals
Compensation and Benefits	-	-	-	-
Grants and Contributions	980	980	980	686
Other Expenses	20	20	20	9
	<u>1,000</u>	<u>1,000</u>	<u>1,000</u>	<u>695</u>
Amortization	8	8	8	8
	<u>1,008</u>	<u>1,008</u>	<u>1,008</u>	<u>703</u>
Details of Other Expenses				
Travel	20	20	20	9
Materials and Supplies	-	-	-	-
Purchased Services	-	-	-	-
Utilities	-	-	-	-
Contract Services	-	-	-	-
Fees and Payments	-	-	-	-
Controllable Assets	-	-	-	-
Computer Hardware and Software	-	-	-	-
Valuation Allowances	-	-	-	-
Chargebacks	-	-	-	-
Interest	-	-	-	-
Loss on Sale of Assets	-	-	-	-
Foreign Currency Exchange Loss	-	-	-	-
	<u>20</u>	<u>20</u>	<u>20</u>	<u>9</u>

Program Delivery Details

Community Access Program	1,000	1,000	1,000	695
Amortization	8	8	8	8
	<u>1,008</u>	<u>1,008</u>	<u>1,008</u>	<u>703</u>

COMMUNITY ACCESS PROGRAM

Grants and Contributions

	(thousands of dollars)			
	2014-2015 Main Estimates	2013-2014 Revised Estimates	2013-2014 Main Estimates	2012-2013 Actuals
Contributions				
Local Community Road Construction and Improvements	980	980	980	686
	980	980	980	686

TRANSPORTATION

This page intentionally left blank

ROAD LICENSING AND SAFETY

Activity Description

The purpose of the Road Licensing and Safety Program is to ensure the protection of public safety and the environment in all areas related to the use of motor vehicle and commercial vehicles.

The Department is responsible for the testing, registration and inspection of all drivers and vehicles that use the Territorial transportation network. The Department establishes and enforces the Acts, Regulations and Safety Codes that apply to drivers and motor vehicles including commercial motor carriers throughout the Territory.

Connected with the Road Licensing and Safety Program, the Department ensures the safe operation of all commercial vehicles through transportation legislation, inspections, regulations and policy activities. The Program ensures compliance with national policies and initiatives. The Program researches trends in highway transportation safety, technology development, and future opportunities for partnerships to ensure regulatory harmonization, implementation of new ideas and ensuring all drivers and vehicles are safe to share the roadways.

There are three areas of program support:

- Management
- Transport Compliance Section
- Safety and Regulations

TRANSPORTATION

ACTIVITY SUMMARY

ROAD LICENSING AND SAFETY

Operations Expenditure Summary

Expenditure Category	(thousands of dollars)			
	2014-2015 Main Estimates	2013-2014 Revised Estimates	2013-2014 Main Estimates	2012-2013 Actuals
Compensation and Benefits	3,194	3,059	3,056	2,899
Grants and Contributions	-	-	-	-
Other Expenses	1,758	1,718	1,770	1,526
	<u>4,952</u>	<u>4,777</u>	<u>4,826</u>	<u>4,425</u>
Amortization	800	667	664	455
	<u>5,752</u>	<u>5,444</u>	<u>5,490</u>	<u>4,880</u>
Details of Other Expenses				
Travel	279	279	279	180
Materials and Supplies	253	253	253	169
Purchased Services	87	87	87	174
Utilities	90	90	90	29
Contract Services	914	874	905	824
Fees and Payments	89	89	89	21
Controllable Assets	34	34	34	9
Computer Hardware and Software	-	-	21	120
Valuation Allowances	-	-	-	-
Chargebacks	12	12	12	-
Interest	-	-	-	-
Loss on Sale of Assets	-	-	-	-
Foreign Currency Exchange Loss	-	-	-	-
	<u>1,758</u>	<u>1,718</u>	<u>1,770</u>	<u>1,526</u>

Program Delivery Details

Management	296	290	290	329
Safety and Regulations	2,145	2,251	2,300	2,416
Transport Compliance Section	2,511	2,236	2,236	1,680
Amortization	800	667	664	455
	<u>5,752</u>	<u>5,444</u>	<u>5,490</u>	<u>4,880</u>

ROAD LICENSING AND SAFETY**Active Positions**

2014-2015	Indeterminate Full Time	Indeterminate Part Time	Seasonal	Total
Regional Allocation				
Yellowknife Headquarters	10	-	-	10
North Slave	5	-	-	5
Tłı̄chǫ	-	-	-	-
South Slave	3	-	-	3
Dehcho	6	-	-	6
Sahtu	-	-	-	-
Beaufort Delta	3	-	-	3
	27	-	-	27
Community Allocation				
Yellowknife Headquarters	10	-	-	10
Regional/Area Offices	11	-	-	11
Other Communities	6	-	-	6
	27	-	-	27

2013-2014	Indeterminate Full Time	Indeterminate Part Time	Seasonal	Total
Regional Allocation				
Yellowknife Headquarters	10	-	-	10
North Slave	5	-	-	5
Tłı̄chǫ	-	-	-	-
South Slave	3	-	-	3
Dehcho	6	-	-	6
Sahtu	-	-	-	-
Beaufort Delta	3	-	-	3
	27	-	-	27
Community Allocation				
Yellowknife Headquarters	10	-	-	10
Regional/Area Offices	11	-	-	11
Other Communities	6	-	-	6
	27	-	-	27

Note 1: Regional and Area Offices include positions located in Yellowknife Regional Offices, Fort Smith, Hay River, Fort Simpson, Norman Wells and Inuvik.

Work Performed on Behalf of Others

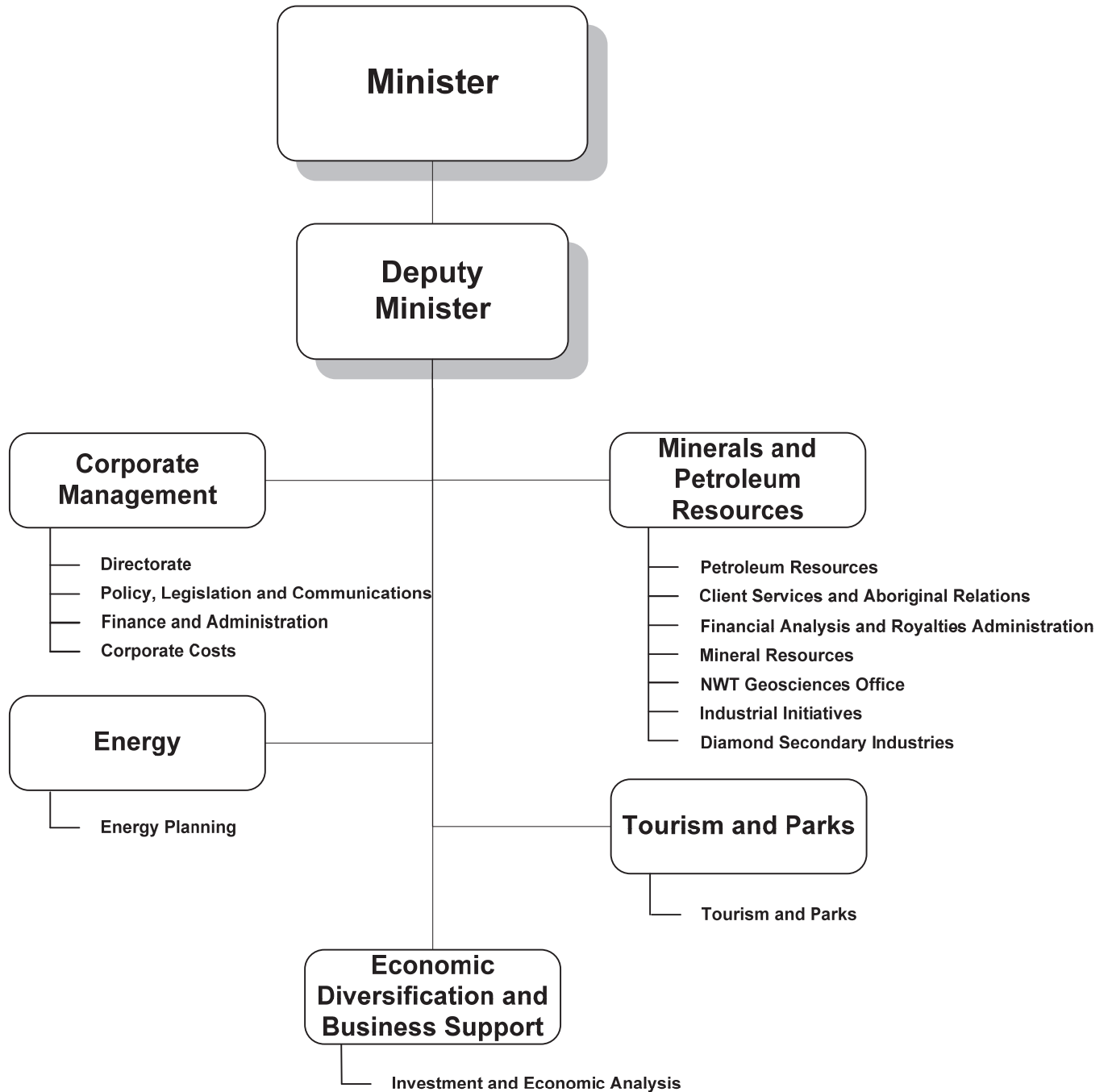
(thousands of dollars)

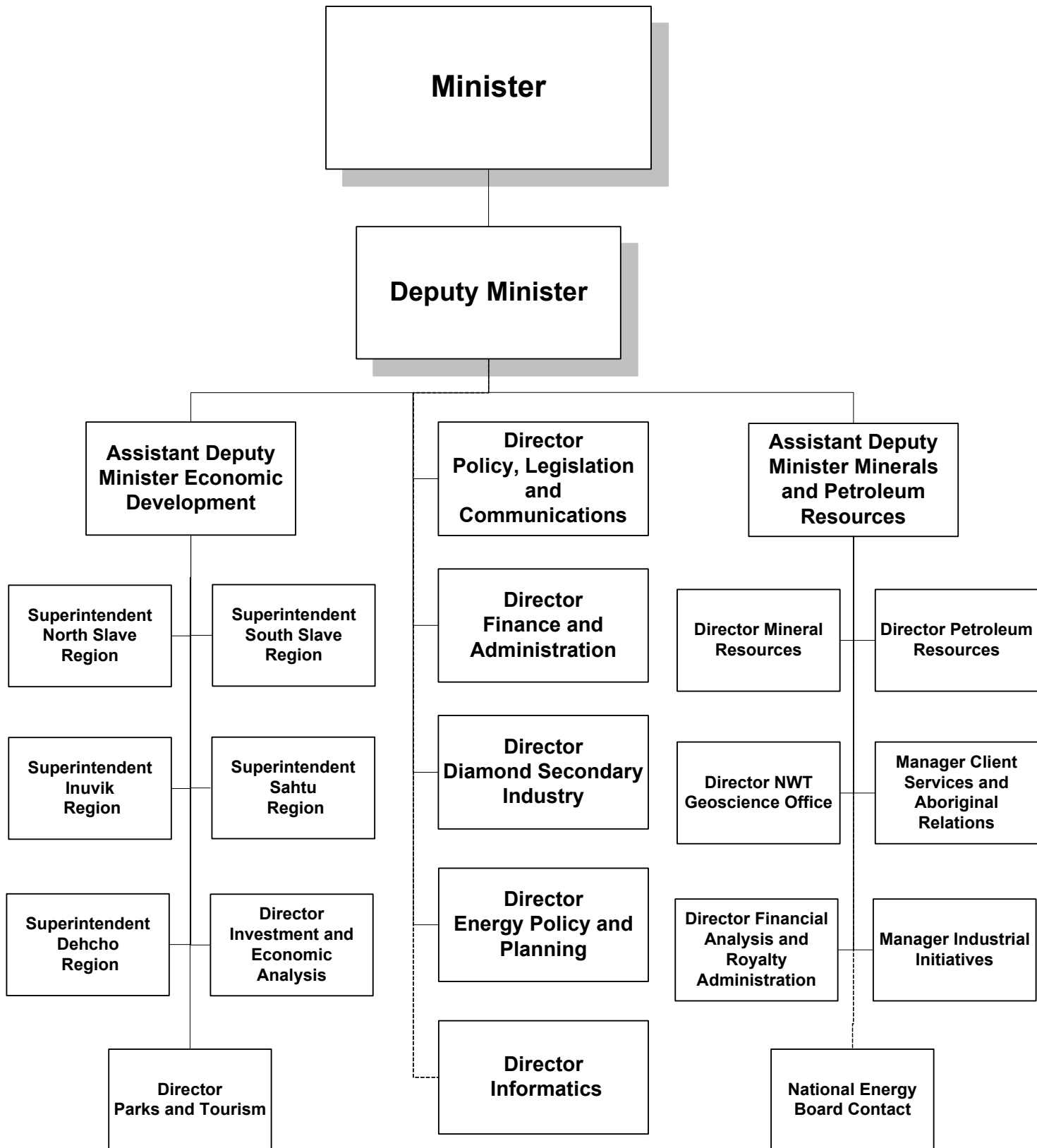
	2014-2015 Main Estimates	2013-2014 Revised Estimates	2013-2014 Main Estimates	2012-2013 Actuals
The Alberta Road Maintenance - The Alberta Road Maintenance program is for the maintenance of 50.9 kilometers of highway in northern Alberta. This road is a continuation of NWT Highway #5 in the Fort Smith area connecting to the community of Fort Fitzgerald and the Wood Buffalo National Park Highway system. The Department has a Memorandum of Understanding with the Regional Municipality of Wood Buffalo, (Fort McMurray), to maintain the Fort Fitzgerald road and the Regional Municipality of Wood Buffalo pays for the work.	523	514	505	533
National Safety Code - On behalf of Transport Canada, this agreement provides funding for the monitoring and enforcement of standards under the National Safety Code (NSC) with respect to commercial motor carriers. The Standard Funding Agreement supports the delivery function of the NSC program in the NWT.	153	153	153	153
DFO Arctic Resupply Maintenance Program (formerly 'Coast Guard Facilities Maintenance Services') - This program is managed by the Department, on behalf of Department of Fisheries & Oceans Real Property Division Canada Remote Marine Resupply Facility Program providing public marine facilities in the western NWT. The program was initiated in 1992-93 to provide northern-based marine expertise to the DFO and to address recommendations from communities and marine operators for the repair and enhancement of public marine facilities.	-	399	-	318
Hay River Access Corridor - The Department has signed a Memorandum Of Understanding with the Town of Hay River. This MOU approves the Department to incur expenditures on behalf of the town for the maintenance of 5.2 kilometers of road known as the Hay River Corridor. The Town will reimburse the Department for cost of this maintenance.	68	65	60	59

Work Performed on Behalf of Others (continued)

	(thousands of dollars)			
	2014-2015 Main Estimates	2013-2014 Revised Estimates	2013-2014 Main Estimates	2012-2013 Actuals
Tłı̄chǫ Winter Roads - To construct and maintain a Winter Supply Road to Wekweètı̄ on behalf of Aboriginal Affairs and Northern Development Canada.	-	78	-	-
Prelude Lake Access Road - In agreement with Industry, Tourism and Investment, to do winter maintenance on the Prelude Lake Access Road for residents and other users.	7	7	7	7
Wood Buffalo National Park - An Agreement with Parks Canada for the maintenance of approximately 117 km of Highway #5 within the Wood Buffalo National Park.	1,300	1,250	1,174	1,127
Airline Glycol Recovery - An agreement with Air Canada, First Air, West Jet and Canadian Airlines who use Glycol (De-icing fluid) to ensure no ice build up on the aircrafts. The Department charges these airlines to dispose of the Glycol.	100	-	110	101
Hold Baggage System - Yellowknife Airport - An agreement with the airlines to have Yellowknife Airport's janitorial staff assist with baggage un-jamming.	140	-	120	131
	2,291	2,466	2,129	2,429

INDUSTRY, TOURISM AND INVESTMENT





MISSION

The Department of Industry, Tourism and Investment (ITI) manages mineral and petroleum resources in an effective and responsible manner and, in partnership with others, provides quality programs and services to promote and support Northwest Territories (NWT) economic prosperity and community self-reliance.

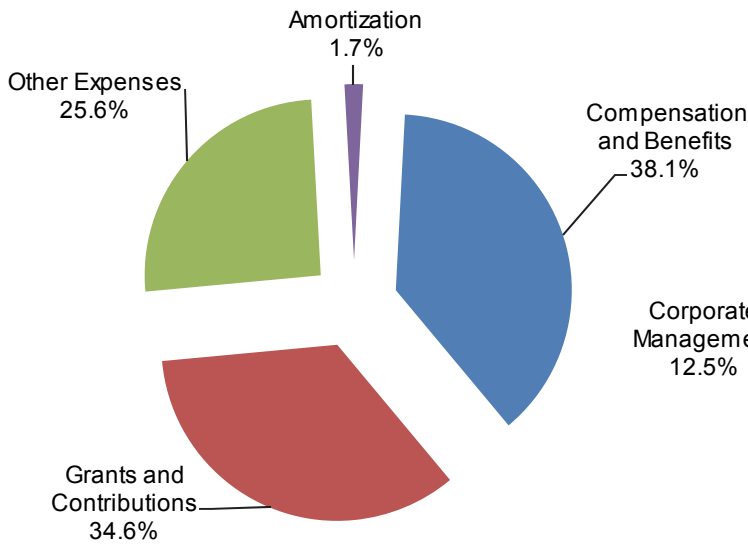
GOALS

1. Promote and support economic diversification, foster investor confidence, and encourage innovation to build a territorial economy that provides economic and social benefits for NWT residents.
2. Promote and support the development of business opportunities, including agriculture, commercial fishing, traditional economy, tourism, trade, investment, manufacturing, mineral and petroleum resource exploration and extraction, and secondary industries.
3. Promote the sustainable development of natural resources that respects the conservation and protection of the environment for our future generations.
4. Support the safe, secure, and efficient regulation of the exploration, development, production, and transportation of petroleum and mineral resources.
5. Promote and support the efficient development, utilization and marketing of energy resources to achieve self-sufficiency, maximize economic opportunities, and realize affordable energy costs.
6. Secure economic and employment opportunities from responsible resource development for NWT residents.
7. Develop partnerships with individuals, businesses, communities, Aboriginal organizations and other governments to foster prosperity and community self-reliance.

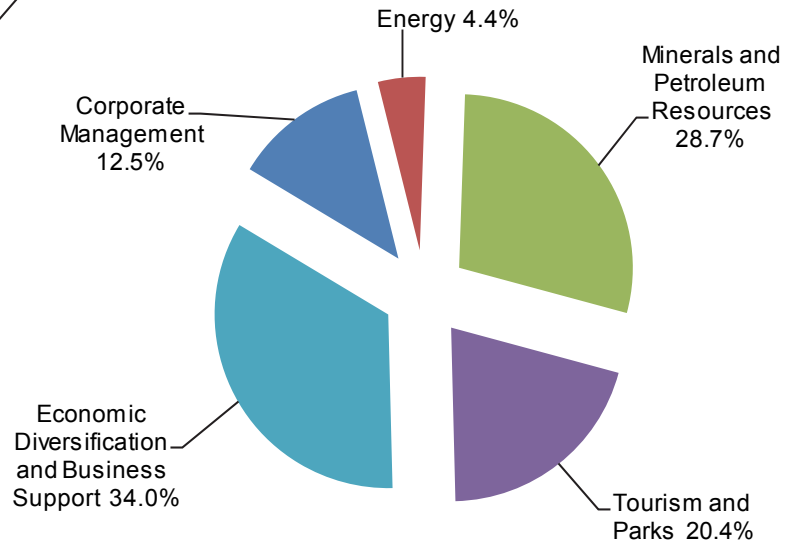
This page intentionally left blank

OPERATIONS EXPENDITURES

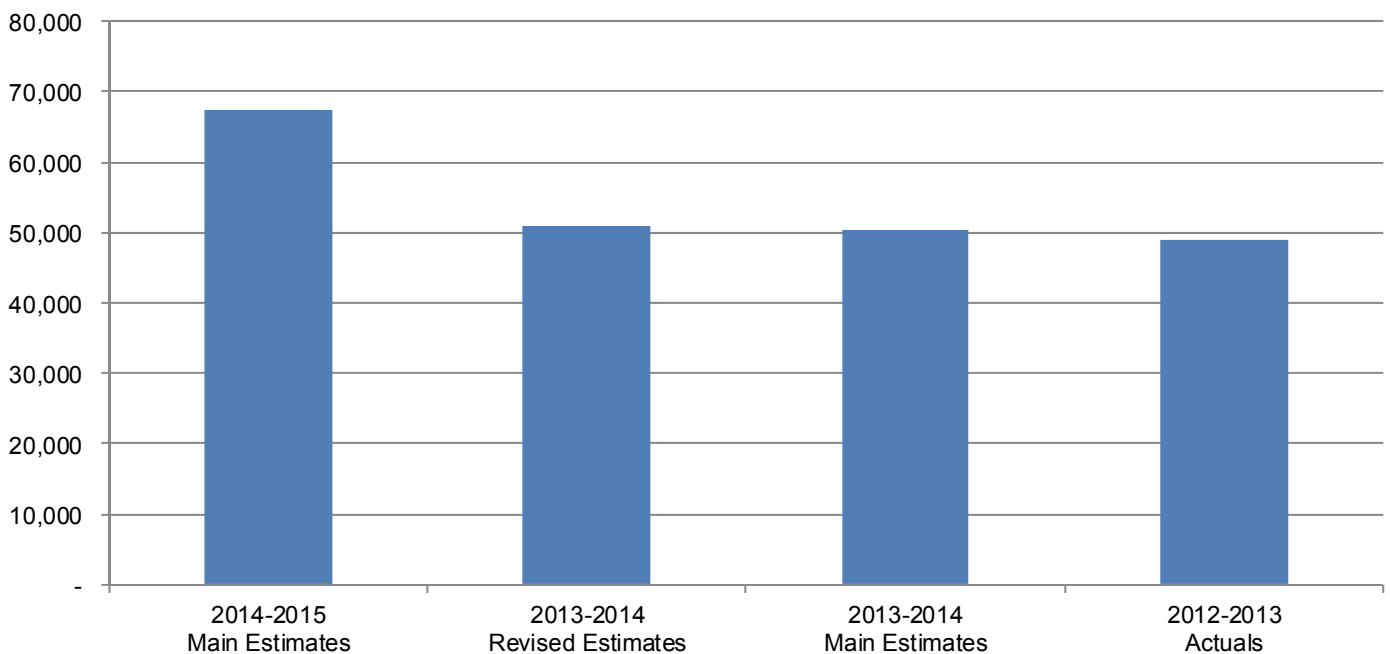
By Expenditure Category



By Activity



**Operations Expenditures Comparison
(thousands of dollars)**



OPERATIONS EXPENDITURE SUMMARY

	(thousands of dollars)			
	2014-2015 Main Estimates	2013-2014 Revised Estimates	2013-2014 Main Estimates	2012-2013 Actuals
Expenditure Category				
Compensation and Benefits	25,731	19,533	19,603	19,302
Grants and Contributions	23,371	20,757	20,157	19,572
Other Expenses	17,294	9,783	9,548	9,311
	<u>66,396</u>	<u>50,073</u>	<u>49,308</u>	<u>48,185</u>
Amortization	1,145	927	927	866
	<u>67,541</u>	<u>51,000</u>	<u>50,235</u>	<u>49,051</u>
Details of Other Expenses				
Travel	2,197	1,183	1,133	1,307
Materials and Supplies	1,396	1,154	1,147	1,897
Purchased Services	842	728	719	797
Utilities	224	224	224	266
Contract Services	10,319	4,346	4,175	2,659
Fees and Payments	682	607	607	769
Controllable Assets	456	385	385	342
Computer Hardware and Software	188	219	219	311
Valuation Allowances	-	-	-	155
Chargebacks	990	937	939	808
Interest	-	-	-	-
Loss on Sale of Assets	-	-	-	-
Foreign Currency Exchange Loss	-	-	-	-
	<u>17,294</u>	<u>9,783</u>	<u>9,548</u>	<u>9,311</u>

INFRASTRUCTURE INVESTMENT SUMMARY

	(thousands of dollars)			
	2014-2015 Main Estimates	2013-2014 Revised Estimates	2013-2014 Main Estimates	2012-2013 Actuals
BEGINNING OF THE YEAR				
Cost of assets in service	29,015	26,324	27,484	25,784
Accumulated amortization	(9,620)	(8,693)	(8,782)	(7,827)
Net book value	19,395	17,631	18,702	17,957
CHANGES DURING BUDGET YEAR				
Assets put into service during the year	5,354	2,691	1,485	540
Disposals	-	-	-	-
Amortization expense	(1,145)	(927)	(927)	(866)
END OF THE YEAR				
Net book value of assets in service	23,604	19,395	19,260	17,631
Work in progress	1,025	1,066	1,066	828
TOTAL NET BOOK VALUE AND WORK IN PROGRESS	24,629	20,461	20,326	18,459
CALCULATION OF ASSETS PUT INTO SERVICE				
Work in progress, beginning of the year	1,066	828	491	595
Capital Investment Expenditures per Infrastructure Acquisition Plan (TCA)	5,313	2,929	2,060	773
Less work in progress, end of the year	(1,025)	(1,066)	(1,066)	(828)
Assets put into service during the year	5,354	2,691	1,485	540
INFRASTRUCTURE INVESTMENT				
Large Capital Projects	2,673	-	-	-
Small Capital Projects	2,575	2,929	2,060	610
Information Technology Projects	65	-	-	-
TOTAL INFRASTRUCTURE INVESTMENT	5,313	2,929	2,060	610
ALLOCATED TO:				
Tangible Capital Assets	5,313	2,929	2,060	610
Infrastructure Contributions	-	-	-	-
	5,313	2,929	2,060	610

REVENUE SUMMARY

	(thousands of dollars)			
	2014-2015 Main Estimates	2013-2014 Revised Estimates	2013-2014 Main Estimates	2012-2013 Actuals
Transfer Payments				
Capital Transfers	2,673	265	22	-
General				
<i>Regulatory Revenues</i>				
Minerals, Oil and Gas Royalties	120,000	-	-	-
Petroleum Fees	10	-	-	-
Mining Licenses and Fees	1,650	-	-	-
Egg Marketing Levy	35	35	35	38
Tourism Operators Licences	16	25	25	16
<i>Investment Income</i>				
Interest Earned, NWT Opportunities Fund	-	7,230	-	1,040
<i>Service and Miscellaneous</i>				
Parks Merchandise	10	10	10	7
	<u>121,721</u>	<u>7,300</u>	<u>70</u>	<u>1,101</u>
	<u>124,394</u>	<u>7,565</u>	<u>92</u>	<u>1,101</u>

ACTIVE POSITION SUMMARY

2014-2015	Indeterminate Full Time	Indeterminate Part Time	Seasonal	Total
Regional Allocation				
Yellowknife Headquarters	109	-	-	109
North Slave	11	-	5	16
Tłı̄chǫ	3	-	-	3
South Slave	24	-	1	25
Dehcho	9	-	1	10
Sahtu	7	-	-	7
Beaufort Delta	22	-	8	30
	185	-	15	200
Community Allocation				
Yellowknife Headquarters	109	-	-	109
Regional/Area Offices	69	-	12	81
Other Communities	7	-	3	10
	185	-	15	200
<hr/>				
2013-2014	Indeterminate Full Time	Indeterminate Part Time	Seasonal	Total
Regional Allocation				
Yellowknife Headquarters	75	-	-	75
North Slave	14	-	5	19
Tłı̄chǫ	3	-	-	3
South Slave	27	-	1	28
Dehcho	13	-	1	14
Sahtu	10	-	-	10
Beaufort Delta	14	-	8	22
	156	-	15	171
Community Allocation				
Yellowknife Headquarters	75	-	-	75
Regional/Area Offices	74	-	12	86
Other Communities	7	-	3	10
	156	-	15	171

Note 1: Regional and Area Offices include positions located in Yellowknife Regional Offices, Fort Smith, Hay River, Fort Simpson, Norman Wells and Inuvik.

Active Positions – Business Development Investment Corporation

2014-2015	Indeterminate Full Time	Indeterminate Part Time	Seasonal	Total
Regional Allocation				
Yellowknife Headquarters	16	-	-	16
North Slave	-	-	-	-
Tłıchǫ	-	-	-	-
South Slave	-	-	-	-
Dehcho	-	-	-	-
Sahtu	-	-	-	-
Beaufort Delta	-	-	-	-
	16	-	-	16
Community Allocation				
Yellowknife Headquarters	16	-	-	16
Regional/Area Offices	-	-	-	-
Other Communities	-	-	-	-
	16	-	-	16

2013-2014	Indeterminate Full Time	Indeterminate Part Time	Seasonal	Total
Regional Allocation				
Yellowknife Headquarters	16	-	-	16
North Slave	-	-	-	-
Tłıchǫ	-	-	-	-
South Slave	-	-	-	-
Dehcho	-	-	-	-
Sahtu	-	-	-	-
Beaufort Delta	-	-	-	-
	16	-	-	16
Community Allocation				
Yellowknife Headquarters	16	-	-	16
Regional/Area Offices	-	-	-	-
Other Communities	-	-	-	-
	16	-	-	16

Note 1: Regional and Area Offices include positions located in Yellowknife Regional Offices, Fort Smith, Hay River, Fort Simpson, Norman Wells and Inuvik.

CORPORATE MANAGEMENT

Activity Description

The Corporate Management activity provides overall management, strategic planning, policy and legislative development, financial and information services, communication and leadership, to the Department's Divisions and Regions; enabling ITI to respond effectively to the priorities of the Legislative Assembly.

Directorate includes the Deputy Minister, the Assistant Deputy Minister, Economic Development, and the Assistant Deputy Minister Mineral and Petroleum Resources. It guides the overall planning and execution of instructions from the Minister and the Legislative Assembly. The Deputy Minister and Assistant Deputy Ministers provide strategic advice and support to the Minister and to the department.

Policy, Legislation and Communications provides services related to policy, communications, Executive Council and Financial Management Board submissions, legislation, and intergovernmental and interdepartmental affairs. It is responsible for Access to Information requests and departmental trademarks and copyright. It also participates in land and resource management issues on behalf of ITI.

Finance and Administration provides financial management and administrative services to ITI. These services include providing advice to senior managers on financial management, financial control, financial submissions, contracts, and contributions.

Corporate Costs captures department-wide costs such as lease payments, vehicle costs, and telecommunications.

Housed in the Department of Lands, **Informatics** provides strategic advice and guidance on the use of information and technology in support of programs and services, and broad information management services to ITI, Environment and Natural Resources, and Lands, including: information systems and internet development, implementation and operations; geomatics and geographic information systems, data and analysis; and records and library services for electronic and printed and visual services.

CORPORATE MANAGEMENT**Operations Expenditure Summary**

	(thousands of dollars)			
	2014-2015 Main Estimates	2013-2014 Revised Estimates	2013-2014 Main Estimates	2012-2013 Actuals
Expenditure Category				
Compensation and Benefits	5,869	5,527	5,616	6,015
Grants and Contributions	-	-	-	17
Other Expenses	2,508	2,211	2,218	1,975
	<u>8,377</u>	<u>7,738</u>	<u>7,834</u>	<u>8,007</u>
Amortization	74	74	74	74
	<u>8,451</u>	<u>7,812</u>	<u>7,908</u>	<u>8,081</u>
Details of Other Expenses				
Travel	345	260	260	363
Materials and Supplies	167	170	173	183
Purchased Services	179	166	167	189
Utilities	18	35	35	16
Contract Services	753	564	565	141
Fees and Payments	49	33	33	42
Controllable Assets	-	8	8	49
Computer Hardware and Software	7	38	38	66
Valuation Allowances	-	-	-	155
Chargebacks	990	937	939	771
Interest	-	-	-	-
Loss on Sale of Assets	-	-	-	-
Foreign Currency Exchange Loss	-	-	-	-
	<u>2,508</u>	<u>2,211</u>	<u>2,218</u>	<u>1,975</u>

CORPORATE MANAGEMENT**Grants and Contributions**

	(thousands of dollars)			
	2014-2015 Main Estimates	2013-2014 Revised Estimates	2013-2014 Main Estimates	2012-2013 Actuals
Contributions				
Grants - Various - Grants in support of economic development issues.	-	-	-	17
	-	-	-	17

CORPORATE MANAGEMENT

Active Positions

2014-2015	Indeterminate Full Time	Indeterminate Part Time	Seasonal	Total
Regional Allocation				
Yellowknife Headquarters	26	-	-	26
North Slave	2	-	-	2
Tłı̨chǫ	1	-	-	1
South Slave	4	-	-	4
Dehcho	3	-	-	3
Sahtu	2	-	-	2
Beaufort Delta	2	-	-	2
	40	-	-	40
Community Allocation				
Yellowknife Headquarters	26	-	-	26
Regional/Area Offices	13	-	-	13
Other Communities	1	-	-	1
	40	-	-	40

2013-2014	Indeterminate Full Time	Indeterminate Part Time	Seasonal	Total
Regional Allocation				
Yellowknife Headquarters	26	-	-	26
North Slave	5	-	-	5
Tłı̨chǫ	1	-	-	1
South Slave	7	-	-	7
Dehcho	7	-	-	7
Sahtu	5	-	-	5
Beaufort Delta	3	-	-	3
	54	-	-	54
Community Allocation				
Yellowknife Headquarters	26	-	-	26
Regional/Area Offices	27	-	-	27
Other Communities	1	-	-	1
	54	-	-	54

Note 1: Regional and Area Offices include positions located in Yellowknife Regional Offices, Fort Smith, Hay River, Fort Simpson, Norman Wells and Inuvik.

MINERALS AND PETROLEUM RESOURCES

Activity Description

The Minerals and Petroleum Resources activity consists of the Mineral Resources Division, the Petroleum Resources Division, the Mackenzie Valley Petroleum Planning Office (MVPPO), the Northwest Territories Geoscience Office (NTGO), the Financial Analysis and Royalty Administration Division, the Industrial Initiatives Unit and the Client Service and Aboriginal Relations Unit. The five **Regional offices** across the NWT ensure that businesses and entrepreneurs receive access to programs and resources, to help maximize the benefits from development in their regions.

Mineral Resources develops and delivers policy; programs and services related to minerals exploration and development; and manages land tenure associated with minerals development and the registration of mineral rights through the Mining Recorder's Office.

Petroleum Resources, based in Inuvik, develops and delivers policy, programs and services related to petroleum resource exploration and development and manages land tenure associated with petroleum resource development and the registration of petroleum resource rights. Petroleum Resources also oversees the management of the Environmental Studies Research Funds.

Financial Analysis and Royalty Administration (FARA) is responsible for the management, administration and collection of resource royalties from mineral and petroleum resource development in the NWT, including performing and overseeing royalty audits and diamond valuation processes. FARA also analyzes and evaluates the economic impacts of planned or potential petroleum and mineral resource developments.

The **MVPPO**, based in Hay River, coordinates GNWT planning, policy and government wide response related to the petroleum resource development in the NWT. This includes regulatory processes and strategic planning to maximize opportunities for NWT residents. The MVPPO works closely with other governments, regulators, industry, communities, and Aboriginal governments.

NTGO's mandate is to undertake original geoscience studies to maintain comprehensive geoscience information about the NWT and to provide advice to individuals, communities, governments and industry.

Industrial Initiatives leads the negotiation of GNWT socio-economic agreements (SEAs) with industry, and monitors industrial activities in coordination with communities and industry. Industrial Initiatives provides expert GNWT socio-economic impact analysis during the environmental assessment of non-renewable resource development projects in the NWT, monitors implementation of SEAs, manages the annual publication of GNWT reports required under the SEAs, and coordinates research in best practices for NWT benefits from present and future initiatives.

Client Service and Aboriginal Relations provides expertise related to Aboriginal consultation requirements and the NWT regulatory system directly to industry and communities, along with information on regulations and legislation, mineral and petroleum rights, and mineral exploration and mining activity.

MINERALS AND PETROLEUM RESOURCES**Operations Expenditure Summary**

	(thousands of dollars)			
	2014-2015 Main Estimates	2013-2014 Revised Estimates	2013-2014 Main Estimates	2012-2013 Actuals
Expenditure Category				
Compensation and Benefits	9,753	4,021	4,020	3,557
Grants and Contributions	1,455	955	955	910
Other Expenses	8,058	1,924	1,582	1,360
	<u>19,266</u>	<u>6,900</u>	<u>6,557</u>	<u>5,827</u>
Amortization	83	15	15	15
	<u>19,349</u>	<u>6,915</u>	<u>6,572</u>	<u>5,842</u>
Details of Other Expenses				
Travel	1,263	324	274	262
Materials and Supplies	316	115	105	201
Purchased Services	234	135	125	80
Utilities	-	-	-	-
Contract Services	5,868	1,118	846	672
Fees and Payments	173	109	109	39
Controllable Assets	79	-	-	1
Computer Hardware and Software	125	123	123	102
Valuation Allowances	-	-	-	-
Chargebacks	-	-	-	3
Interest	-	-	-	-
Loss on Sale of Assets	-	-	-	-
Foreign Currency Exchange Loss	-	-	-	-
	<u>8,058</u>	<u>1,924</u>	<u>1,582</u>	<u>1,360</u>

Program Delivery Details

Mackenzie Valley Petroleum Planning Office	2,064	2,045	2,044	1,767
Industrial Initiatives	717	847	847	626
Minerals, Oil and Gas	-	4,008	3,666	3,434
Diamond Secondary Industries	591	-	-	-
Petroleum Resources	3,821	-	-	-
Client Services and Aboriginal Relations	1,168			
Financial Analysis and Royalties				
Administration	3,179	-	-	-
Mineral Resources	2,310	-	-	-
NWT Geoscience Office (NTGO)	5,416	-	-	-
Amortization	83	15	15	15
	<u>19,349</u>	<u>6,915</u>	<u>6,572</u>	<u>5,842</u>

MINERALS AND PETROLEUM RESOURCES

Grants and Contributions

	(thousands of dollars)			
	2014-2015 Main Estimates	2013-2014 Revised Estimates	2013-2014 Main Estimates	2012-2013 Actuals
Contributions				
Mackenzie Valley Development Contributions - Contributions that fall under this program include: Aboriginal Pipeline Group, Resource Pre-Development Program, Aboriginal Capacity Building and Community Consultations.	715	715	715	700
NWT Chamber of Mines - Contributions in support of minerals issues.	30	30	30	30
Aboriginal Mineral Development Support Program - Contributions in support of Aboriginal organizations to prepare and participate in mineral developments in their area.	100	-	-	-
Mining Incentive Program - Contributions in support of mineral exploration companies and prospectors who are exploring for NWT mineral resources.	400	-	-	-
Diavik Socioeconomic Agreement - Resources to support the Diavik Community Advisory Board established under the Diavik Socio-economic Monitoring Agreement (SEMA) to monitor, review and make recommendations on socio-economic matters associated with the Diavik Diamond Mine and addressed in the SEMA.	180	180	180	180
CanZinc Socioeconomic Agreement - Resources to support the Prairie Creek Mine Socio-economic Advisory Committee established under the Prairie Creek Socioeconomic Agreement (SEA) to monitor, review and make recommendations on socioeconomic impacts, mitigation measures and commitments made in the SEA.	30	30	30	-
	1,455	955	955	910

MINERALS AND PETROLEUM RESOURCES

Active Positions

2014-2015	Indeterminate Full Time	Indeterminate Part Time	Seasonal	Total
Regional Allocation				
Yellowknife Headquarters	58	-	-	58
North Slave	-	-	-	-
Tłı̨chǫ	-	-	-	-
South Slave	6	-	-	6
Dehcho	-	-	-	-
Sahtu	-	-	-	-
Beaufort Delta	9	-	-	9
	73	-	-	73
Community Allocation				
Yellowknife Headquarters	58	-	-	58
Regional/Area Offices	15	-	-	15
Other Communities	-	-	-	-
	73	-	-	73

2013-2014	Indeterminate Full Time	Indeterminate Part Time	Seasonal	Total
Regional Allocation				
Yellowknife Headquarters	24	-	-	24
North Slave	-	-	-	-
Tłı̨chǫ	-	-	-	-
South Slave	6	-	-	6
Dehcho	-	-	-	-
Sahtu	-	-	-	-
Beaufort Delta	-	-	-	-
	30	-	-	30
Community Allocation				
Yellowknife Headquarters	24	-	-	24
Regional/Area Offices	6	-	-	6
Other Communities	-	-	-	-
	30	-	-	30

Note 1: Regional and Area Offices include positions located in Yellowknife Regional Offices, Fort Smith, Hay River, Fort Simpson, Norman Wells and Inuvik.

ENERGY**Activity Description**

The Energy Planning Division coordinates the GNWT's overall energy planning and policy development, including the advancement of hydro initiatives in the NWT. It also coordinates public consultation and communications related to energy planning and policy development, and provides secretariat services to the Ministerial Energy Coordinating and Climate Change Committee-of-Cabinet (MECC).

ENERGY**Operations Expenditure Summary**

	(thousands of dollars)			
	2014-2015 Main Estimates	2013-2014 Revised Estimates	2013-2014 Main Estimates	2012-2013 Actuals
Expenditure Category				
Compensation and Benefits	447	437	437	480
Grants and Contributions	2,500	1,100	1,100	1,338
Other Expenses	41	42	142	105
	<u>2,988</u>	<u>1,579</u>	<u>1,679</u>	<u>1,923</u>
Amortization	-	-	-	-
	<u>2,988</u>	<u>1,579</u>	<u>1,679</u>	<u>1,923</u>
Details of Other Expenses				
Travel	20	20	20	26
Materials and Supplies	15	15	15	43
Purchased Services	-	-	-	5
Utilities	-	-	-	-
Contract Services	-	-	100	27
Fees and Payments	-	-	-	3
Controllable Assets	-	-	-	-
Computer Hardware and Software	6	7	7	1
Valuation Allowances	-	-	-	-
Chargebacks	-	-	-	-
Interest	-	-	-	-
Loss on Sale of Assets	-	-	-	-
Foreign Currency Exchange Loss	-	-	-	-
	<u>41</u>	<u>42</u>	<u>142</u>	<u>105</u>

Program Delivery Details

Energy Planning	2,988	1,579	1,679	1,923
	<u>2,988</u>	<u>1,579</u>	<u>1,679</u>	<u>1,923</u>

ENERGY**Grants and Contributions**

	(thousands of dollars)			2012-2013 Actuals
	2014-2015 Main Estimates	2013-2014 Revised Estimates	2013-2014 Main Estimates	
Contributions				
NT Energy Core Funding for Staff – ITI continues to fund and work closely with NTEC, a subsidiary of the Northwest Territories Hydro Corporation. NTEC leads the planning and development of NWT hydroelectric resources and has recently been undertaking technical analysis in renewable and alternative energy including biomass, geothermal and solar.	700	700	700	700
Medium / Long-Term Energy Options for Inuvik – Funding to explore medium/long-term options for heating in Inuvik. This will include detailed analysis on liquefied natural gas trucked up the Dempster as well as biomass options.	150	100	100	100
Water Monitoring – NTEC has 6 water monitoring stations. Funding is required to maintain these stations and move two of them to a different location. Developing a greater understanding of NWT water regimes supports the work of the draft Hydro Strategy as well as the NWT Water Strategy.	50	50	50	100
Regional Hydro and Renewable Energy Solutions – Funding related to ongoing work with regional Aboriginal organizations including the Tẖcẖ, Sahtu and Akaitcho regions.	-	-	-	75
Energy Contributions - Contributions that fall under this program include: Northwest Territories Power System Plan, Whati Transmission Line, Energy Plan Charrette; Great Bear River Mini-Hydro project; NWT Electricity System Analysis.	1,600	250	250	363
	2,500	1,100	1,100	1,338

ENERGY**Active Positions**

2014-2015	Indeterminate Full Time	Indeterminate Part Time	Seasonal	Total
Regional Allocation				
Yellowknife Headquarters	3	-	-	3
North Slave	-	-	-	-
Tłı̄chǫ	-	-	-	-
South Slave	-	-	-	-
Dehcho	-	-	-	-
Sahtu	-	-	-	-
Beaufort Delta	-	-	-	-
	3	-	-	3
Community Allocation				
Yellowknife Headquarters	3	-	-	3
Regional/Area Offices	-	-	-	-
Other Communities	-	-	-	-
	3	-	-	3

2013-2014	Indeterminate Full Time	Indeterminate Part Time	Seasonal	Total
Regional Allocation				
Yellowknife Headquarters	3	-	-	3
North Slave	-	-	-	-
Tłı̄chǫ	-	-	-	-
South Slave	-	-	-	-
Dehcho	-	-	-	-
Sahtu	-	-	-	-
Beaufort Delta	-	-	-	-
	3	-	-	3
Community Allocation				
Yellowknife Headquarters	3	-	-	3
Regional/Area Offices	-	-	-	-
Other Communities	-	-	-	-
	3	-	-	3

Note 1: Regional and Area Offices include positions located in Yellowknife Regional Offices, Fort Smith, Hay River, Fort Simpson, Norman Wells and Inuvik.

TOURISM AND PARKS**Activity Description**

ITI develops and implements NWT tourism strategies with partners in the tourism industry. The **Tourism and Parks** Division provides support for tourism marketing, training and product development, and conducts research and planning. The Division, along with ITI's **Regional Offices**, develops, operates and maintains public tourism facilities, including a system of NWT parks that supports and promotes tourism.

TOURISM AND PARKS**Operations Expenditure Summary**

	(thousands of dollars)			
	2014-2015 Main Estimates	2013-2014 Revised Estimates	2013-2014 Main Estimates	2012-2013 Actuals
Expenditure Category				
Compensation and Benefits	3,340	3,313	3,310	3,311
Grants and Contributions	5,558	5,047	4,447	3,842
Other Expenses	3,957	3,416	3,416	3,279
	<u>12,855</u>	<u>11,776</u>	<u>11,173</u>	<u>10,432</u>
Amortization	928	789	789	728
	<u>13,783</u>	<u>12,565</u>	<u>11,962</u>	<u>11,160</u>
Details of Other Expenses				
Travel	203	206	206	228
Materials and Supplies	683	636	636	924
Purchased Services	151	149	149	293
Utilities	202	185	185	237
Contract Services	2,255	1,771	1,771	1,219
Fees and Payments	75	80	80	65
Controllable Assets	374	374	374	233
Computer Hardware and Software	14	15	15	48
Valuation Allowances	-	-	-	-
Chargebacks	-	-	-	32
Interest	-	-	-	-
Loss on Sale of Assets	-	-	-	-
Foreign Currency Exchange Loss	-	-	-	-
	<u>3,957</u>	<u>3,416</u>	<u>3,416</u>	<u>3,279</u>

Program Delivery Details

Tourism and Parks	12,855	11,776	11,173	10,432
Amortization	928	789	789	728
	<u>13,783</u>	<u>12,565</u>	<u>11,962</u>	<u>11,160</u>

TOURISM AND PARKS

Grants and Contributions

	(thousands of dollars)			
	2014-2015 Main Estimates	2013-2014 Revised Estimates	2013-2014 Main Estimates	2012-2013 Actuals
Contributions				
Tourism Industry Contribution - A contribution for Marketing and Industry Association support.	3,336	3,336	2,736	2,136
Tourism 2015 - A contribution for marketing under Tourism 2015 to NWT Tourism.	400	400	400	400
Community Tourism Infrastructure - Contributions to municipalities, NGO's, and Aboriginal governments and organizations to support new and innovative infrastructure projects, support tourism in communities, and promote nearby parks and natural attractions.	100	-	-	-
Tourism Skills Development - Contributions to tourism business operators for mentorship and skills development of the tourism industry labour force.	75	-	-	-
Convention Bureau - Contributions to NWT Tourism to establish a convention bureau for the NWT.	100	-	-	-
Tourism Diversification Program - Contributions to support tourism operators in product diversification and in expansion into growing travel and tourism markets. Funding is available to assist businesses through planning, product development and marketing.	1,086	900	900	875
Sport Hunt Outfitter Marketing Support - Contribution to support marketing assistance for sports hunting outfitters.	300	300	300	185
Northern Frontier Visitors Centre - Contribution to provide information services to tourists about the North Slave region. This includes providing information on tourist accommodations, events and other related tourism activities.	161	111	111	111
Contributions - Various - Contributions in support of tourism and parks initiatives.	-	-	-	135
	5,558	5,047	4,447	3,842

TOURISM AND PARKS**Active Positions**

2014-2015	Indeterminate Full Time	Indeterminate Part Time	Seasonal	Total
Regional Allocation				
Yellowknife Headquarters	8	-	-	8
North Slave	4	-	5	9
Tłı̄chǫ	-	-	-	-
South Slave	3	-	1	4
Dehcho	2	-	1	3
Sahtu	1	-	-	1
Beaufort Delta	2	-	8	10
	20	-	15	35
Community Allocation				
Yellowknife Headquarters	8	-	-	8
Regional/Area Offices	12	-	12	24
Other Communities	-	-	3	3
	20	-	15	35
<hr/>				
2013-2014	Indeterminate Full Time	Indeterminate Part Time	Seasonal	Total
Regional Allocation				
Yellowknife Headquarters	8	-	-	8
North Slave	4	-	5	9
Tłı̄chǫ	-	-	-	-
South Slave	3	-	1	4
Dehcho	2	-	1	3
Sahtu	1	-	-	1
Beaufort Delta	2	-	8	10
	20	-	15	35
Community Allocation				
Yellowknife Headquarters	8	-	-	8
Regional/Area Offices	12	-	12	24
Other Communities	-	-	3	3
	20	-	15	35

Note 1: Regional and Area Offices include positions located in Yellowknife Regional Offices, Fort Smith, Hay River, Fort Simpson, Norman Wells and Inuvik.

ECONOMIC DIVERSIFICATION AND BUSINESS SUPPORT

Activity Description

The Economic Diversification and Business Support activity consists of Investment and Economic Analysis Division within ITI, as well as the NWT Business Development Investment Corporation (BDIC), and Community Futures Development Corporations (Community Futures).

ITI encourages investment in the NWT by providing economic analysis, and regional market and economic data for both business and government. It supports informed decision-making by providing economic data, market intelligence, sector information, and opportunity studies. In conjunction with the NWT BDIC and Community Futures Development Corporations, ITI provides business advice and access to investment capital. These activities are delivered through the **Investment and Economic Analysis Division** and **Regional Offices**, the NWT BDIC, and Community Futures organizations.

ITI Regional Offices supply program guidance, support, advice, and assistance at the community level. Regional representatives are experienced, knowledgeable and well networked with organizations, financial institutions, and government departments and agencies. ITI works with business associations such as the NWT Chamber of Commerce and the NWT Construction Association, as well as with professional associations, to promote the NWT as a place to work, invest and live.

Investment and Economic Analysis leads the development of programs and initiatives in support of the NWT's **Traditional Economy**. Specific programs support arts and fine crafts, agriculture, fisheries, trapping and commercial game harvesting. Staff in Regional Offices implement the traditional economy programming.

Investment and Economic Analysis is also the GNWT lead on **Trade Matters** including involvement with discussions on the Agreement on Internal Trade, Pacific Northwest Economic Region, and the Canada - European Union Comprehensive Economic Trade Agreement. Through the Hay River office, it is also responsible for the administration of the GNWT Business Incentive Policy (BIP) and the GNWT Contracts Registry and Reporting System, which promote business opportunities for contracting with the GNWT.

ECONOMIC DIVERSIFICATION AND BUSINESS SUPPORT**Operations Expenditure Summary**

	(thousands of dollars)			
	2014-2015 Main Estimates	2013-2014 Revised Estimates	2013-2014 Main Estimates	2012-2013 Actuals
Expenditure Category				
Compensation and Benefits	6,322	6,235	6,220	5,939
Grants and Contributions	13,858	13,655	13,655	13,465
Other Expenses	2,730	2,190	2,190	2,592
	<u>22,910</u>	<u>22,080</u>	<u>22,065</u>	<u>21,996</u>
Amortization	60	49	49	49
	<u>22,970</u>	<u>22,129</u>	<u>22,114</u>	<u>22,045</u>
Details of Other Expenses				
Travel	366	373	373	428
Materials and Supplies	215	218	218	546
Purchased Services	278	278	278	230
Utilities	4	4	4	13
Contract Services	1,443	893	893	600
Fees and Payments	385	385	385	620
Controllable Assets	3	3	3	59
Computer Hardware and Software	36	36	36	94
Valuation Allowances	-	-	-	-
Chargebacks	-	-	-	2
Interest	-	-	-	-
Loss on Sale of Assets	-	-	-	-
Foreign Currency Exchange Loss	-	-	-	-
	<u>2,730</u>	<u>2,190</u>	<u>2,190</u>	<u>2,592</u>

Program Delivery Details

Investment & Economic Analysis	19,103	18,326	18,311	18,272
NWT Business Development Investment Corporation	3,807	3,754	3,754	3,724
Amortization	60	49	49	49
	<u>22,970</u>	<u>22,129</u>	<u>22,114</u>	<u>22,045</u>

ECONOMIC DIVERSIFICATION AND BUSINESS SUPPORT

Grants and Contributions

	(thousands of dollars)			
	2014-2015 Main Estimates	2013-2014 Revised Estimates	2013-2014 Main Estimates	2012-2013 Actuals
Grants				
Disaster Compensation - Grants are available to hunters and trappers to replace equipment lost as a result of natural disaster.	15	15	15	4
Fur Price Program - Grants to trappers in the form of a minimum price for selected species of fur. The grant is available on good quality, well handled pelts.	610	610	610	515
	625	625	625	519
Contributions				
Local Wildlife Committees - Contributions to provide administrative support to hunters and trappers associations or band councils which provide similar services.	257	257	257	229
Community Harvester Assistance Program - Contributions to local wildlife committees which have been recognized by the Minister of Industry, Tourism and Investment to provide assistance to resource harvesters.	1,074	1,074	1,074	1,042
Take a Kid Trapping - Contributions for the planning, preparation and delivery of programs to expose youth to traditional life skills such as hunting, trapping, fishing and outdoor survival.	125	125	125	245
Commercial Fisheries - Contributions to support development of commercial fisheries by offsetting high freight or production costs.	225	225	225	227

ECONOMIC DIVERSIFICATION AND BUSINESS SUPPORT**Grants and Contributions (continued)**

	(thousands of dollars)			
	2014-2015 Main Estimates	2013-2014 Revised Estimates	2013-2014 Main Estimates	2012-2013 Actuals
Community Futures - Contribution to help communities in need of solving their long term employment problems.	1,272	1,272	1,272	1,024
Great Northern Arts Festival - This festival is recognized as a major opportunity for artists to compare styles, methods, and other knowledge such as the acquisition of raw materials, therefore enhancing development of skills.	25	25	25	25
Business Development Investment Corporation - The purpose of the BDIC is to support the economic objectives of the GNWT by encouraging the creation and development of northern business enterprises and by providing information and financial assistance to, and making investments in such enterprises.	3,807	3,754	3,754	3,724
Community Transfer Initiatives - Contributions to provide funding for the services of Economic Development Officers.	1,582	1,582	1,582	1,391
Support for Entrepreneur and Economic Development (SEED) - The program provides for a wide range of assistance to businesses and individuals to support and stimulate business development. It also supports community based initiatives that stimulate the local economy.	3,866	3,866	3,866	4,162

ECONOMIC DIVERSIFICATION AND BUSINESS SUPPORT**Grants and Contributions (continued)**

	(thousands of dollars)			
	2014-2015 Main Estimates	2013-2014 Revised Estimates	2013-2014 Main Estimates	2012-2013 Actuals
<p>Business Internship - The program aims to support small businesses to attract, recruit, hire and retain accredited accountants, bookkeepers, and office managers. Support would be aimed at deferring a portion of the cost to recruit a prospective employee and a portion of the salary for a period of up to 2 years. Where need is evident the program may be used to attract professional service providers to a region to provide business support services to a number of businesses in the region.</p>	50	-	-	-
<p>Film Industry Pilot Project - The program aims to provide rebates to eligible producers of film and television productions to offset a portion of production costs incurred specifically involving northern wages, supplies/goods and services.</p>	100	-	-	-
<p>Agriculture Development Infrastructure - The program aimed to facilitate the development of the agriculture sector in the NWT by providing investment in support of new community based initiatives as well as expansion of existing operations, to include community/commercial greenhouses. This program was discontinued in 2013/14.</p>	-	300	300	326
<p>Growing Forward 2 - This is a bilateral cost shared Agreement signed between the Government of Canada and the Government of the Northwest Territories. The funding allocated will be used to reflect the GNWT share of costs in the Growing Forward 2 agreement which in turn will be used to fund a number of programs aimed at building and expanding the agriculture sector in the Northwest Territories.</p>	300	-	-	-

ECONOMIC DIVERSIFICATION AND BUSINESS SUPPORT**Grants and Contributions (continued)**

	(thousands of dollars)			
	2014-2015 Main Estimates	2013-2014 Revised Estimates	2013-2014 Main Estimates	2012-2013 Actuals
Promote & Support for Commercial Harvest Processing & Marketing of Fish & Meat in the NWT - The program aimed to facilitate the availability of Northern fish & meat products to consumers in the NWT by providing investment in support of packaging, distribution & promotion of these products. This program was discontinued in 2013/14 and replaced with the Northern Food Development Program.	-	550	550	331
Northern Food Development Program - The Northern Foods Development Program (NFDP) aims to remove barriers, create employment and facilitate the development of the Northern Food production sector by providing support to commercial producers of northern fish, meat and other food products for sale to consumers in the Northwest Territories (NWT). The program provides support to northern producers of food to offset a portion of the cost of production, processing and marketing for northern markets.	550	-	-	-
Economic Analysis Contributions - Various contributions in support of Economic Analysis and Opportunities in the NWT.	-	-	-	220
	<u>13,233</u>	<u>13,030</u>	<u>13,030</u>	<u>12,946</u>
	<u>13,858</u>	<u>13,655</u>	<u>13,655</u>	<u>13,465</u>

ECONOMIC DIVERSIFICATION AND BUSINESS SUPPORT

Active Positions

2014-2015	Indeterminate Full Time	Indeterminate Part Time	Seasonal	Total
Regional Allocation				
Yellowknife Headquarters	14	-	-	14
North Slave	5	-	-	5
Tłı̄chǫ	2	-	-	2
South Slave	11	-	-	11
Dehcho	4	-	-	4
Sahtu	4	-	-	4
Beaufort Delta	9	-	-	9
	49	-	-	49
Community Allocation				
Yellowknife Headquarters	14	-	-	14
Regional/Area Offices	29	-	-	29
Other Communities	6	-	-	6
	49	-	-	49

2013-2014	Indeterminate Full Time	Indeterminate Part Time	Seasonal	Total
Regional Allocation				
Yellowknife Headquarters	14	-	-	14
North Slave	5	-	-	5
Tłı̄chǫ	2	-	-	2
South Slave	11	-	-	11
Dehcho	4	-	-	4
Sahtu	4	-	-	4
Beaufort Delta	9	-	-	9
	49	-	-	49
Community Allocation				
Yellowknife Headquarters	14	-	-	14
Regional/Area Offices	29	-	-	29
Other Communities	6	-	-	6
	49	-	-	49

Note 1: Regional and Area Offices include positions located in Yellowknife Regional Offices, Fort Smith, Hay River, Fort Simpson, Norman Wells and Inuvik.

LEASE COMMITMENTS – INFRASTRUCTURE

Type of Property	Community	(thousands of dollars)	
		2014-2015 Main Estimates	Future Lease Payments
Mackenzie Valley Petroleum Planning Office	Hay River	56	56
Visitor Centre	Inuvik	23	96
Visitor Centre	Dawson City, Yukon Territory	14	38
		93	190

Note 1: The above leases do not include capital leases. In the event a lease is deemed to be a capital lease the associated asset is included in tangible capital assets and amortized over the useful life of the asset; and the lease is recorded as a financial liability.

Note 2: The Main Estimate and Future Lease Payments represent the Base Rent cost and exclude the Operations and Maintenance component of the total Lease costs.

Fur Marketing Service Revolving Fund

Purpose: To provide working capital for the operation of a fur advance system. Trappers receive interest free advances on fur sent to southern auction houses. More than 1,000 trappers take advantage of this program.

	(thousands of dollars)			
	2014-2015 Main Estimates	2013-2014 Revised Estimates	2013-2014 Main Estimates	2012-2013 Actuals
Authorized Limit (Note 1)	<u>1,500</u>	<u>1,500</u>	<u>900</u>	<u>900</u>
Operating Results:				
Opening Accounts Receivable	947	897	460	360
Advances to Trappers	1,000	1,000	1,000	921
Repayment of Fur Account Loans	<u>(977)</u>	<u>(950)</u>	<u>(950)</u>	<u>(384)</u>
Closing Accounts Receivable (Note 2)	<u>970</u>	<u>947</u>	<u>510</u>	<u>897</u>

Note 1: The authorized limit for the Fur Marketing Service Revolving Fund was increased to \$1.5 million through an amendment to the *Revolving Funds Act*.

Note 2: Some fur remains unsold at auction for extended periods. The spring sale proceeds, which are received after fiscal year end, pay off most of the remaining advances from the trapping season.

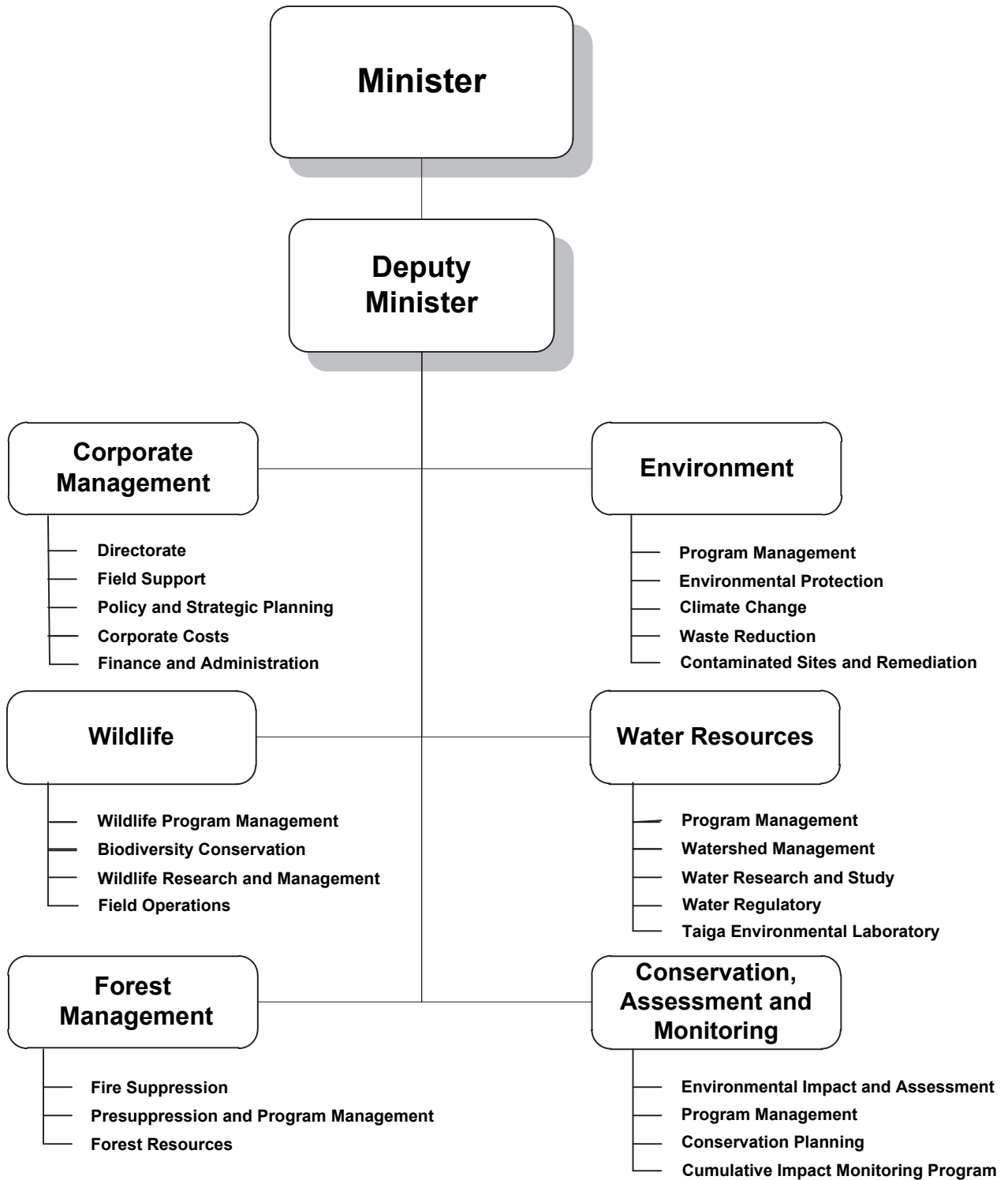
Work Performed on Behalf of Others

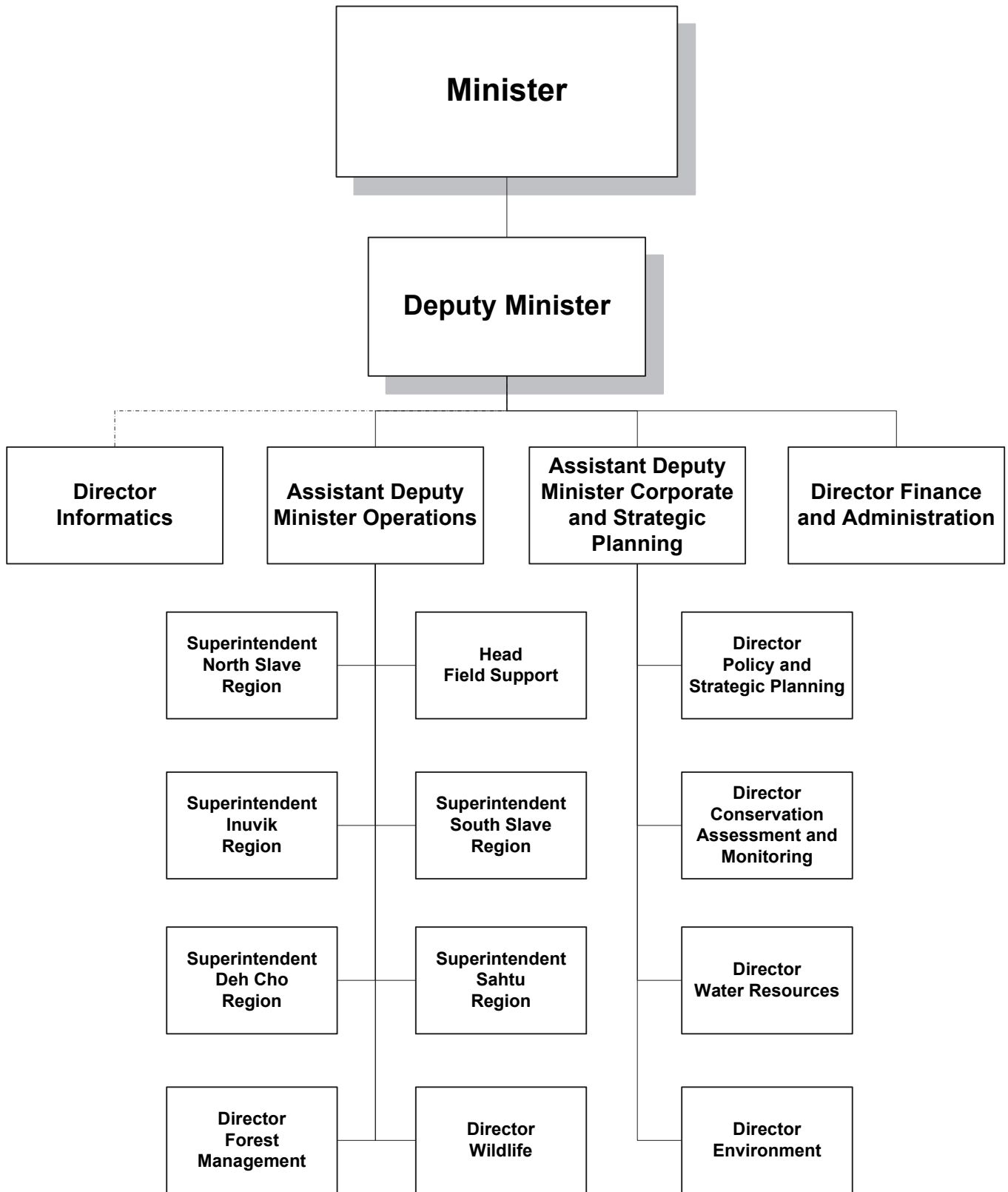
	(thousands of dollars)			
	2014-2015 Main Estimates	2013-2014 Revised Estimates	2013-2014 Main Estimates	2012-2013 Actuals
Gwich'in Implementation - Under the terms of a 10-year Bilateral Funding Agreement between Department of Aboriginal Affairs and Northern Development Canada and the Government of the Northwest Territories, Canada will provide a grant payment to the Government of the Northwest Territories to assist with Gwich'in implementation activities pursuant to the Gwich'in Implementation Plan.	18	18	17	17
Sahtu Implementation - Under the terms of a 10-year Bilateral Funding Agreement between Department of Aboriginal Affairs and Northern Development Canada and the Government of the Northwest Territories, Canada will provide a grant payment to the Government of the Northwest Territories to assist with Sahtu implementation activities pursuant to the Sahtu Implementation Plan.	39	52	38	24
Tłıchǫ Implementation - Under the terms of a 10-year Bilateral Funding Agreement between Department of Aboriginal Affairs and Northern Development Canada and the Government of the Northwest Territories, Canada will provide a grant payment to the Government of the Northwest Territories to assist with Tłıchǫ implementation activities pursuant to the Tłıchǫ Implementation Plan.	14	28	14	-
Growing Forward Project - Funding provided by the Department of Agriculture and Agri-Food Canada. This replaces the Agriculture Policy Framework Agreement.	535	535	528	300

Work Performed on Behalf of Others (continued)

		(thousands of dollars)			
		2014-2015 Main Estimates	2013-2014 Revised Estimates	2013-2014 Main Estimates	2012-2013 Actuals
Canadian Northern Economic Development Agency (CanNor)	Funding to assist with the cost associated with the development of the Northwest Territories energy plan.	-	-	-	75
Canadian Northern Economic Development Agency (CanNor)	Funding received from the Department of Aboriginal Affairs and Northern Development Canada for minerals projects and various studies.	-	510	510	1,296
Canadian Northern Economic Development Agency (CanNor)	Funding to assist with the cost associated with economic opportunities research in the Northwest Territories.	100	95	-	4
Francophone Initiatives	Funding provided by Citizenship and Immigration Canada to assist with costs associated with recruiting French-speaking immigrants for NWT businesses.	-	-	16	-
Canadian Northern Economic Development Agency (CanNor)	Funding to assist with the cost associated with Northwest Territories iconic attractions research and study.	-	-	-	100
Canadian Northern Economic Development Agency (CanNor)	Funding to assist with the cost of developing an economic impact model and related research to support an economic impact assessment of oil and gas exploration activity in the Sahtu Region.	-	-	-	15
		<u>706</u>	<u>1,238</u>	<u>1,123</u>	<u>1,831</u>
		706	1,238	1,123	1,831

ENVIRONMENT AND NATURAL RESOURCES





MISSION

Environment and Natural Resources (ENR) works with all people and interested organizations to protect our environment by making sure our resources are used wisely and that people understand their part in keeping the environment healthy.

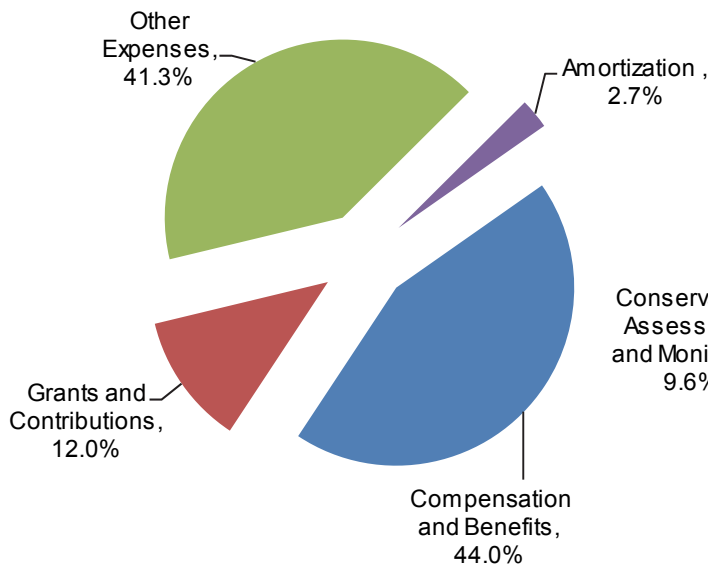
GOALS

1. The Northwest Territories' (NWT) air, land, water, wildlife, and forests are protected.
2. The NWT's natural resources are used and developed wisely in accordance with the Sustainable Development Policy.
3. Knowledge is gained through cooperating and sharing information with other organizations and people interested in the environment.
4. The NWT's environment and natural resources are managed with the understanding that forests, wildlife, air, land and water are connected.

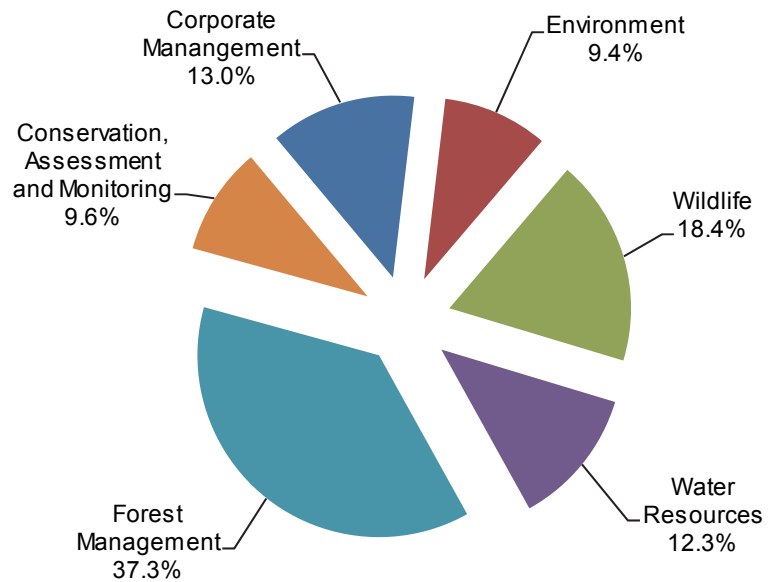
This page intentionally left blank

OPERATIONS EXPENDITURES

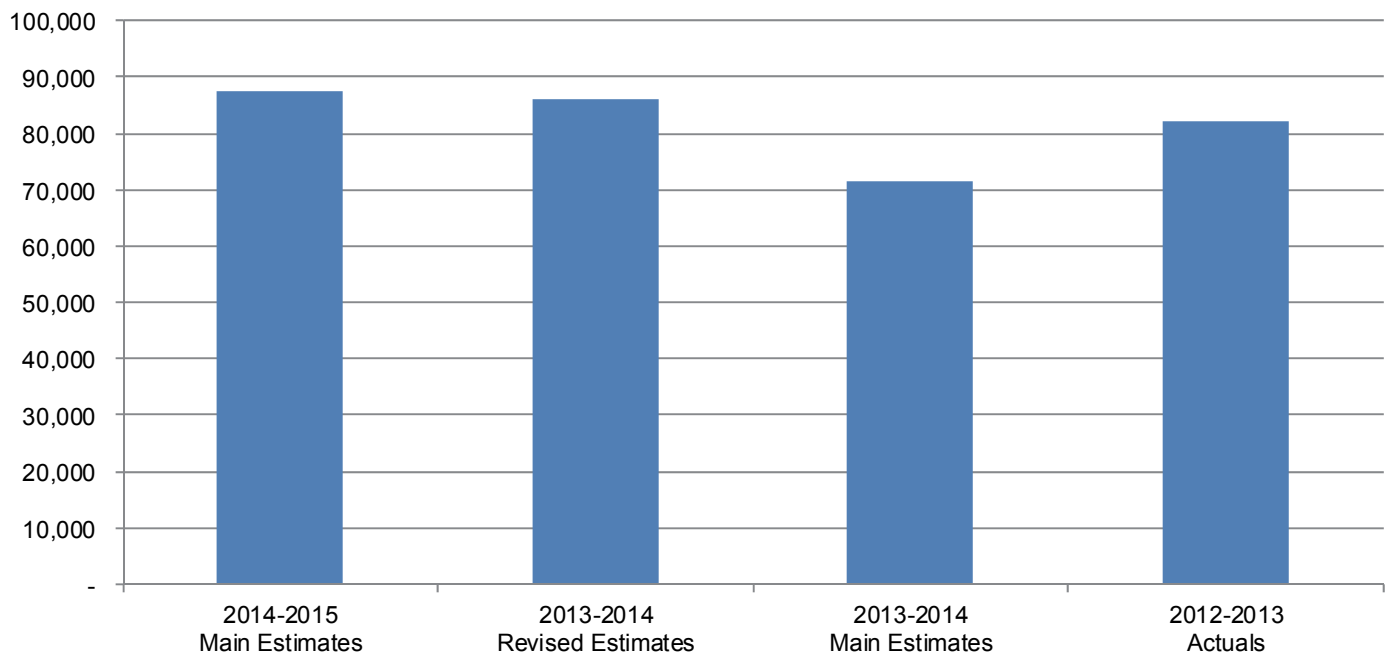
By Expenditure Category



By Activity



**Operations Expenditures Comparison
(thousands of dollars)**



OPERATIONS EXPENDITURE SUMMARY

Expenditure Category	(thousands of dollars)			
	2014-2015 Main Estimates	2013-2014 Revised Estimates	2013-2014 Main Estimates	2012-2013 Actuals
Compensation and Benefits	38,529	33,534	32,140	33,012
Grants and Contributions	10,458	5,792	5,292	5,472
Other Expenses	36,150	44,566	31,966	41,431
	<u>85,137</u>	<u>83,892</u>	<u>69,398</u>	<u>79,915</u>
Amortization	2,391	2,167	2,167	2,118
	<u>87,528</u>	<u>86,059</u>	<u>71,565</u>	<u>82,033</u>
Details of Other Expenses				
Travel	3,354	2,896	2,446	2,416
Materials and Supplies	3,245	2,913	2,116	4,851
Purchased Services	1,202	1,098	806	1,286
Utilities	1,244	4,865	1,205	3,043
Contract Services	23,315	29,562	22,229	25,695
Fees and Payments	518	357	257	1,150
Controllable Assets	996	530	560	573
Computer Hardware and Software	270	254	254	610
Valuation Allowances	-	-	-	20
Chargebacks	2,006	2,091	2,093	1,787
Interest	-	-	-	-
Loss on Sale of Assets	-	-	-	-
Foreign Currency Exchange Loss	-	-	-	-
	<u>36,150</u>	<u>44,566</u>	<u>31,966</u>	<u>41,431</u>

INFRASTRUCTURE INVESTMENT SUMMARY

	(thousands of dollars)			
	2014-2015 Main Estimates	2013-2014 Revised Estimates	2013-2014 Main Estimates	2012-2013 Actuals
BEGINNING OF THE YEAR				
Cost of assets in service	55,421	52,323	52,926	50,101
Accumulated amortization	(23,596)	(21,694)	(21,962)	(19,576)
Net book value	<u>31,825</u>	<u>30,629</u>	<u>30,964</u>	<u>30,525</u>
CHANGES DURING BUDGET YEAR				
Assets put into service during the year	4,821	3,403	1,607	2,222
Disposals	-	-	-	-
Amortization expense	(2,391)	(2,167)	(2,167)	(2,118)
END OF THE YEAR				
Net book value of assets in service	34,255	31,865	30,404	30,629
Work in progress	770	500	500	895
TOTAL NET BOOK VALUE AND WORK IN PROGRESS	<u>35,025</u>	<u>32,365</u>	<u>30,904</u>	<u>31,524</u>
CALCULATION OF ASSETS PUT INTO SERVICE				
Work in progress, beginning of the year	500	895	246	599
Capital Investment Expenditures per Infrastructure Acquisition Plan (TCA)	5,091	3,008	1,861	2,518
Less work in progress, end of the year	(770)	(500)	(500)	(895)
Assets put into service during the year	<u>4,821</u>	<u>3,403</u>	<u>1,607</u>	<u>2,222</u>
INFRASTRUCTURE INVESTMENT				
Large Capital Projects	3,026	-	-	-
Small Capital Projects	2,065	2,885	1,861	2,108
Information Technology Projects	-	123	-	32
TOTAL INFRASTRUCTURE INVESTMENT	<u>5,091</u>	<u>3,008</u>	<u>1,861</u>	<u>2,140</u>
ALLOCATED TO:				
Tangible Capital Assets	5,091	3,008	1,861	2,140
Infrastructure Contributions	-	-	-	-
	<u>5,091</u>	<u>3,008</u>	<u>1,861</u>	<u>2,140</u>

REVENUE SUMMARY

	(thousands of dollars)			
	2014-2015 Main Estimates	2013-2014 Revised Estimates	2013-2014 Main Estimates	2012-2013 Actuals
Transfer Payments				
Capital Transfers	2,856	-	1,015	59
General				
<i>Regulatory Revenue</i>				
Timber Permits and Licences	5	5	5	57
Hunting and Fishing Licences	550	550	550	589
Environment Fund Net Revenue	150	-	246	119
Fees for Water and Soil Analysis	524	-	-	-
Water Use Fees	80	-	-	-
<i>Lease</i>				
Lease Revenue	-	-	-	15
<i>Program</i>				
Administrative services	32	-	-	-
	<u>1,341</u>	<u>555</u>	<u>801</u>	<u>780</u>
	<u>4,197</u>	<u>555</u>	<u>1,816</u>	<u>839</u>

ACTIVE POSITION SUMMARY

2014-2015	Indeterminate Full Time	Indeterminate Part Time	Seasonal	Total
Regional Allocation				
Yellowknife Headquarters	134	1	-	135
North Slave	18	-	10	28
Tłı̄chǫ	3	-	3	6
South Slave	53	2	28	83
Dehcho	15	2	37	54
Sahtu	17	-	3	20
Beaufort Delta	19	4	16	39
	259	9	97	365
Community Allocation				
Yellowknife Headquarters	134	1	-	135
Regional/Area Offices	113	2	59	174
Other Communities	12	6	38	56
	259	9	97	365

2013-2014	Indeterminate Full Time	Indeterminate Part Time	Seasonal	Total
Regional Allocation				
Yellowknife Headquarters	90	1	-	91
North Slave	15	-	10	25
Tłı̄chǫ	3	-	3	6
South Slave	50	2	30	82
Dehcho	13	2	37	52
Sahtu	14	-	3	17
Beaufort Delta	16	4	16	36
	201	9	99	309
Community Allocation				
Yellowknife Headquarters	90	1	-	91
Regional/Area Offices	99	2	61	162
Other Communities	12	6	38	56
	201	9	99	309

Note 1: Regional and Area Offices include positions located in Yellowknife Regional Offices, Fort Smith, Hay River, Fort Simpson, Norman Wells and Inuvik.

This page intentionally left blank

CORPORATE MANAGEMENT

Activity Description

The Corporate Management activity provides overall management, strategic planning, communication, and leadership to the Department's divisions and regions. Divisions and Units within this activity enable the Department to respond effectively to the environmental and resource management priorities of NWT residents.

The Corporate Management activity is carried out through Directorate, the Policy and Strategic Planning Division, Finance and Administration and the Field Support Unit.

Directorate provides overall leadership, management, and strategic planning for the Department.

Policy and Strategic Planning provides policy, legislative, strategic planning, coordination, and communications and media relations expertise to lead associated initiatives or provide support to the Department to make informed decisions on environmental and resource management issues.

Finance and Administration provides financial management and administrative services to the department. These services include providing advice to senior managers on financial management, financial control, contracts and contributions.

The **Field Support Unit** provides regional and divisional support on activities related to traditional knowledge, Aboriginal relations, licensing, compliance, public education, and employee training.

This activity also includes **Corporate Costs**, which capture Department-wide specific costs such as lease payments, and vehicle and building maintenance.

Information management services including information systems and internet development, implementation and operations, geomatics and geographic information systems, data and analysis, and records and library services are provided through **Informatics Shared Services** housed in the Department of Lands.

CORPORATE MANAGEMENT**Operations Expenditure Summary**

Expenditure Category	(thousands of dollars)			
	2014-2015 Main Estimates	2013-2014 Revised Estimates	2013-2014 Main Estimates	2012-2013 Actuals
Compensation and Benefits	6,510	6,908	6,996	7,299
Grants and Contributions	965	370	370	334
Other Expenses	3,763	3,939	3,946	3,697
	11,238	11,217	11,312	11,330
Amortization	131	180	180	137
	11,369	11,397	11,492	11,467
Details of Other Expenses				
Travel	281	327	327	263
Materials and Supplies	408	373	376	525
Purchased Services	284	264	265	366
Utilities	223	223	223	173
Contract Services	535	554	555	416
Fees and Payments	50	58	58	88
Controllable Assets	10	14	14	13
Computer Hardware and Software	19	88	88	87
Valuation Allowances	-	-	-	20
Chargebacks	1,953	2,038	2,040	1,746
Interest	-	-	-	-
Loss on Sale of Assets	-	-	-	-
Foreign Currency Exchange Loss	-	-	-	-
	3,763	3,939	3,946	3,697

Program Delivery Details

Corporate Management	11,238	11,217	11,312	11,330
Amortization	131	180	180	137
	11,369	11,397	11,492	11,467

CORPORATE MANAGEMENT

Grants and Contributions

	(thousands of dollars)			
	2014-2015 Main Estimates	2013-2014 Revised Estimates	2013-2014 Main Estimates	2012-2013 Actuals
Contributions				
Interim Resource Management Assistance (IRMA) Program Agreement - IRMA is a program intended to help strengthen the ability of Aboriginal communities in unsettled claim areas in the NWT to participate in land and resource management processes affecting their surrounding land use areas.	-	305	305	305
Traditional Knowledge - Funding for communities to carry out specific Wildlife and Forestry research projects related to the collection of traditional knowledge.	65	65	65	19
NWT Water Board - Core funding for the NWT Water Board.	900	-	-	-
Contributions - Various - Contributions in support of natural resource and environmental issues.	-	-	-	10
	965	370	370	334

CORPORATE MANAGEMENT

Active Positions

2014-2015	Indeterminate Full Time	Indeterminate Part Time	Seasonal	Total
Regional Allocation				
Yellowknife Headquarters	36	1	-	37
North Slave	2	-	-	2
Tłı̨chǫ	-	-	-	-
South Slave	4	-	-	4
Dehcho	2	-	-	2
Sahtu	2	-	-	2
Beaufort Delta	3	-	-	3
	49	1	-	50
Community Allocation				
Yellowknife Headquarters	36	1	-	37
Regional/Area Offices	13	-	-	13
Other Communities	-	-	-	-
	49	1	-	50

2013-2014	Indeterminate Full Time	Indeterminate Part Time	Seasonal	Total
Regional Allocation				
Yellowknife Headquarters	37	1	-	38
North Slave	1	-	-	1
Tłı̨chǫ	-	-	-	-
South Slave	2	-	-	2
Dehcho	1	-	-	1
Sahtu	1	-	-	1
Beaufort Delta	1	-	-	1
	43	1	-	44
Community Allocation				
Yellowknife Headquarters	37	1	-	38
Regional/Area Offices	6	-	-	6
Other Communities	-	-	-	-
	43	1	-	44

Note 1: Regional and Area Offices include positions located in Yellowknife Regional Offices, Fort Smith, Hay River, Fort Simpson, Norman Wells and Inuvik.

ENVIRONMENT

Activity Description

The Environment Division works to prevent and reduce the impact of human activities on the natural environment so that a high quality environment is maintained for the benefit of current and future generations.

The Environmental Protection section provides information and advice within the NWT regulatory system, participates in national initiatives related to environmental quality, and develops and oversees programs in the areas of environmental protection standards for developments, cleanup standards for contaminated sites, hazardous substances management, hazardous waste management, and air quality.

The Waste Reduction and Management section works with NWT businesses, organizations and individuals to develop and administer innovative programs and policies to reduce NWT waste streams. Programs address solid waste management, waste prevention, reduction, reuse and recycling. This program is largely funded through the Environment Fund.

The Climate Change Programs section coordinates the GNWT's response to climate change by developing strategies and activities to control and inventory greenhouse gas emissions, identifying climate change impacts, increasing awareness of climate change, and adapting to a changing climate. This section works with the Arctic Energy Alliance to encourage energy conservation and the use of energy efficient technologies and alternative energy sources.

The Contaminated Sites and Remediation Section works with the federal government to ensure that historic development sites do not pose long-term risk to NWT residents or the environment. This section identifies, assesses, prioritizes and manages the cleanup of contaminated sites throughout the NWT to ensure the protection of the environment and human health.

Given the importance of science and traditional knowledge in the management of the NWT environment, the Environment Division leads the implementation of the GNWT Science Agenda. The Senior Science Advisor provides expertise, leadership, and vision across the GNWT as a champion for excellence in scholarship and research. The Advisor is responsible for promoting collaborative research priorities and themes relevant to the GNWT and northerners, engaging research partners in science policy development, encouraging investment in research, promoting major research initiatives and collaborating with traditional knowledge partners with an aim to increase community participation in research activities.

ENVIRONMENT

Operations Expenditure Summary

Expenditure Category	(thousands of dollars)			
	2014-2015 Main Estimates	2013-2014 Revised Estimates	2013-2014 Main Estimates	2012-2013 Actuals
Compensation and Benefits	3,421	2,957	2,956	2,532
Grants and Contributions	3,889	3,699	3,199	2,945
Other Expenses	874	802	802	782
	8,184	7,458	6,957	6,259
Amortization	13	11	11	6
	8,197	7,469	6,968	6,265
Details of Other Expenses				
Travel	211	174	174	160
Materials and Supplies	101	95	95	141
Purchased Services	86	77	77	67
Utilities	27	13	13	38
Contract Services	415	402	402	299
Fees and Payments	27	34	34	40
Controllable Assets	-	-	-	34
Computer Hardware and Software	7	7	7	1
Valuation Allowances	-	-	-	-
Chargebacks	-	-	-	2
Interest	-	-	-	-
Loss on Sale of Assets	-	-	-	-
Foreign Currency Exchange Loss	-	-	-	-
	874	802	802	782

Program Delivery Details

Program Management	781	968	968	730
Environmental Protection	2,064	1,812	1,811	1,626
Climate Change	4,882	4,678	4,178	3,903
Waste Reduction	100	-	-	-
Contaminated Sites and Remediation	357	-	-	-
Amortization	13	11	11	6
	8,197	7,469	6,968	6,265

ENVIRONMENT

Grants and Contributions

	(thousands of dollars)			
	2014-2015 Main Estimates	2013-2014 Revised Estimates	2013-2014 Main Estimates	2012-2013 Actuals
Contributions				
Arctic Energy Alliance - Contribution to deliver energy management programs on behalf of Environment and Natural Resources.	1,863	1,873	1,773	1,930
Energy Conservation - The Energy Conservation program provides financial assistance to support projects that reduce our usage of electrical and heat energy, and water.	200	200	200	209
Alternative Energy Program - Funds are provided to assist communities, businesses and residents to install renewable energy systems.	300	1,175	775	626
Biomass Energy - This program will support new initiatives to assist increased use of modern wood burning technologies to heat homes and buildings in communities.	450	400	400	139
Wind Energy - Contributions to the Aurora Research Institute to measure wind energy potential in the NWT.	100	-	-	-
Adaptation Plan - Funds will be available to support planning actions by NWT communities, regional governments and organizations.	51	51	51	34
Business Support Program - This program is designed to help businesses in the NWT implement renewable energy and energy efficiency projects.	200	-	-	-
Solar Energy - This program will promote the use of solar energy technologies in the NWT.	625	-	-	-
Environmental Baseline Studies - Contributions to the Sahtu land claim beneficiaries in order to establish baseline data for the measurement of environmental effects of human activity.	100	-	-	-
Contributions - Various - Contributions in support of natural resource and environmental issues.	-	-	-	7
	3,889	3,699	3,199	2,945

ENVIRONMENT

Active Positions

2014-2015	Indeterminate Full Time	Indeterminate Part Time	Seasonal	Total
Regional Allocation				
Yellowknife Headquarters	18	-	-	18
North Slave	2	-	-	2
Tłı̨chǫ	-	-	-	-
South Slave	2	-	-	2
Dehcho	2	-	-	2
Sahtu	2	-	-	2
Beaufort Delta	2	-	-	2
	28	-	-	28
Community Allocation				
Yellowknife Headquarters	18	-	-	18
Regional/Area Offices	10	-	-	10
Other Communities	-	-	-	-
	28	-	-	28

2013-2014	Indeterminate Full Time	Indeterminate Part Time	Seasonal	Total
Regional Allocation				
Yellowknife Headquarters	17	-	-	17
North Slave	2	-	-	2
Tłı̨chǫ	-	-	-	-
South Slave	2	-	-	2
Dehcho	2	-	-	2
Sahtu	2	-	-	2
Beaufort Delta	2	-	-	2
	27	-	-	27
Community Allocation				
Yellowknife Headquarters	17	-	-	17
Regional/Area Offices	10	-	-	10
Other Communities	-	-	-	-
	27	-	-	27

Note 1: Regional and Area Offices include positions located in Yellowknife Regional Offices, Fort Smith, Hay River, Fort Simpson, Norman Wells and Inuvik.

FOREST MANAGEMENT

Activity Description

Forest Management initiatives provide for the stewardship of NWT forests through sustainable management of forest resources and forest fire management.

Sustainable forest management is ensured through the collection of information on the state of forest resources; forest management planning; monitoring of forest health and changes to forest landscapes; regulation of forest practices and planning; and, compliance and reporting.

Sustainable forest management includes collaboration with Wildlife, Water Resources, Conservation, Assessment and Monitoring and Environment Divisions on issues of climate change, biomass energy and Greenhouse Gas Strategy support, biodiversity and critical wildlife management concerns and decision processes of management planning at the landscape level.

Development of sustainable community forest economies is supported with appropriate consideration of the sustainable management of forest resources, community interests and aspirations, and recognizing the need for forest-based development that not only builds economic stability within communities, but is also culturally acceptable. Access to forest resources in the NWT recognizes Aboriginal rights and interests and is influenced by Interim Measures Agreements, and Comprehensive Land Claim Agreements.

Forest fire management is achieved through prevention, preparedness and forest fire response. Using the best science, traditional knowledge, technology and effective use of available fire response resources, forest fire management provides for the protection of people, property and other values at risk from forest fire. Working in collaboration with the Wildlife Division, forest management assesses forest landscapes, natural disturbance patterns and current wildfire activity to develop and implement wildland fire management plans which recognize the ecological role of fire on the landscape while endeavouring to limit catastrophic levels of impacts on natural areas. Developing an increased capacity of individuals, communities, industry and others to take responsibility for reducing fire hazards and forest fires is also a priority.

FOREST MANAGEMENT**Operations Expenditure Summary**

	(thousands of dollars)			
	2014-2015 Main Estimates	2013-2014 Revised Estimates	2013-2014 Main Estimates	2012-2013 Actuals
Expenditure Category				
Compensation and Benefits	10,422	11,606	10,139	11,114
Grants and Contributions	210	200	200	95
Other Expenses	20,370	32,712	20,105	27,104
	<u>31,002</u>	<u>44,518</u>	<u>30,444</u>	<u>38,313</u>
Amortization	1,682	1,623	1,623	1,573
	<u>32,684</u>	<u>46,141</u>	<u>32,067</u>	<u>39,886</u>
Details of Other Expenses				
Travel	987	1,440	990	1,196
Materials and Supplies	976	1,806	1,006	2,183
Purchased Services	241	577	277	515
Utilities	955	4,590	930	2,532
Contract Services	16,838	23,857	16,530	19,526
Fees and Payments	111	210	110	709
Controllable Assets	161	131	161	189
Computer Hardware and Software	48	48	48	223
Valuation Allowances	-	-	-	-
Chargebacks	53	53	53	31
Interest	-	-	-	-
Loss on Sale of Assets	-	-	-	-
Foreign Currency Exchange Loss	-	-	-	-
	<u>20,370</u>	<u>32,712</u>	<u>20,105</u>	<u>27,104</u>

Program Delivery Details

Program Management and Presuppression	20,392	20,227	20,026	18,474
Fire Suppression	7,489	21,407	7,513	17,171
Forest Resources	3,121	2,884	2,905	2,668
Amortization	1,682	1,623	1,623	1,573
	<u>32,684</u>	<u>46,141</u>	<u>32,067</u>	<u>39,886</u>

FOREST MANAGEMENT**Grants and Contributions**

	(thousands of dollars)			
	2014-2015 Main Estimates	2013-2014 Revised Estimates	2013-2014 Main Estimates	2012-2013 Actuals
Grants				
Fire Damage Compensation - Grants are available to hunters or trappers to replace equipment lost as a result of forest fires.	100	100	100	36
	<u>100</u>	<u>100</u>	<u>100</u>	<u>36</u>
Contributions				
Wildfire Risk Management Plans - Contributions are available to communities to support development of FireSmart community plans for areas within communities to assist in the minimization of risk to the community from wildfire.	50	50	50	59
Wildfire Research Support - Contributions to community and aboriginal governments to secure technical and informational support for wildland fire research initiatives.	50	50	50	-
Community Protection Research - To engage organizations in the direct operational research on community wildland fire hazards, risk mitigation, public safety, and protection from wildland fire impacts.	10	-	-	-
	<u>110</u>	<u>100</u>	<u>100</u>	<u>59</u>
	<u>210</u>	<u>200</u>	<u>200</u>	<u>95</u>

FOREST MANAGEMENT

Active Positions

2014-2015	Indeterminate Full Time	Indeterminate Part Time	Seasonal	Total
Regional Allocation				
Yellowknife Headquarters	-	-	-	-
North Slave	3	-	10	13
Tłı̨chǫ	-	-	3	3
South Slave	34	1	28	63
Dehcho	3	-	37	40
Sahtu	4	-	3	7
Beaufort Delta	3	-	16	19
	47	1	97	145
Community Allocation				
Yellowknife Headquarters	-	-	-	-
Regional/Area Offices	47	1	59	107
Other Communities	-	-	38	38
	47	1	97	145

2013-2014	Indeterminate Full Time	Indeterminate Part Time	Seasonal	Total
Regional Allocation				
Yellowknife Headquarters	-	-	-	-
North Slave	3	-	10	13
Tłı̨chǫ	-	-	3	3
South Slave	34	1	30	65
Dehcho	3	-	37	40
Sahtu	3	-	3	6
Beaufort Delta	3	-	16	19
	46	1	99	146
Community Allocation				
Yellowknife Headquarters	-	-	-	-
Regional/Area Offices	46	1	61	108
Other Communities	-	-	38	38
	46	1	99	146

Note 1: Regional and Area Offices include positions located in Yellowknife Regional Offices, Fort Smith, Hay River, Fort Simpson, Norman Wells and Inuvik.

WILDLIFE

Activity Description

The Wildlife Division is responsible for the stewardship of wildlife resources. Wildlife initiatives assess and monitor wildlife populations, habitat, species at risk, wildlife health, and biodiversity. Wildlife also coordinates initiatives to address impacts on wildlife from human activity. Functions include developing legislation, strategies, management plans and programs to support the conservation and management of wildlife resources, participating in environmental assessment and review processes, preparing public information materials on wildlife conservation and management, biodiversity and reducing wildlife/human conflicts, undertaking compliance activities and administering the sport fishery. Wildlife decisions are made using the best available scientific, traditional and community knowledge.

Wildlife programs and services are delivered by regional and headquarters wildlife staff. Regional wildlife staff work closely with wildlife co-management boards to co-ordinate wildlife research and monitoring programs. Regional and headquarters wildlife staff undertake wildlife surveys and involve communities in these activities. Regional and headquarters staff also participate in the development of management plans. Headquarters wildlife staff help co-ordinate and provide expertise to assist regional staff in wildlife research and monitoring programs. Headquarters wildlife staff liaise with national and international wildlife activities and co-ordinate NWT-wide programs, such as biodiversity monitoring, major legislative reviews (e.g. Wildlife Act), species at risk programs, wildlife health studies, wildlife best management practices, wildlife cumulative effects studies, wildlife databases, and wildlife study publications. All wildlife and sport fishing compliance programs are delivered by regional renewable resource officers.

WILDLIFE**Operations Expenditure Summary**

Expenditure Category	(thousands of dollars)			
	2014-2015 Main Estimates	2013-2014 Revised Estimates	2013-2014 Main Estimates	2012-2013 Actuals
Compensation and Benefits	8,999	8,858	8,845	9,042
Grants and Contributions	969	973	973	1,193
Other Expenses	5,690	5,115	5,115	8,277
	15,658	14,946	14,933	18,512
Amortization	460	353	353	374
	16,118	15,299	15,286	18,886
Details of Other Expenses				
Travel	1,071	542	542	590
Materials and Supplies	1,280	588	588	1,636
Purchased Services	360	150	150	271
Utilities	39	39	39	300
Contract Services	2,412	3,273	3,273	4,729
Fees and Payments	37	42	42	222
Controllable Assets	395	385	385	332
Computer Hardware and Software	96	96	96	189
Valuation Allowances	-	-	-	-
Chargebacks	-	-	-	8
Interest	-	-	-	-
Loss on Sale of Assets	-	-	-	-
Foreign Currency Exchange Loss	-	-	-	-
	5,690	5,115	5,115	8,277

Program Delivery Details

Wildlife Program Management	584	557	557	653
Biodiversity Conservation	2,530	2,470	2,521	2,165
Wildlife Research and Management	6,660	6,218	6,165	9,859
Field Operations	5,884	5,701	5,690	5,835
Amortization	460	353	353	374
	16,118	15,299	15,286	18,886

WILDLIFE**Grants and Contributions**

	(thousands of dollars)			
	2014-2015 Main Estimates	2013-2014 Revised Estimates	2013-2014 Main Estimates	2012-2013 Actuals
Contributions				
Wildlife Management Boards - Contributions to support wildlife management boards recognized by the Minister of Environment and Natural Resources.	178	178	178	145
Stewardship Program - Establish a stewardship program to promote species at risk stewardship actions.	500	500	500	733
Caribou Strategy - To promote traditional knowledge studies and support capacity building within Aboriginal Governments (Akaitcho and Tłıchǫ).	275	275	275	197
Disease Contaminants - A contribution to the Canadian Cooperative Wildlife Health Centre for wildlife health expertise.	16	20	20	16
Contributions - Various - Contributions in support of Natural Resource and Environmental issues.	-	-	-	102
	969	973	973	1,193

WILDLIFE

Active Positions

2014-2015	Indeterminate Full Time	Indeterminate Part Time	Seasonal	Total
Regional Allocation				
Yellowknife Headquarters	18	-	-	18
North Slave	9	-	-	9
Tłı̨chǫ	3	-	-	3
South Slave	12	1	-	13
Dehcho	7	2	-	9
Sahtu	8	-	-	8
Beaufort Delta	10	4	-	14
	67	7	-	74
Community Allocation				
Yellowknife Headquarters	18	-	-	18
Regional/Area Offices	37	1	-	38
Other Communities	12	6	-	18
	67	7	-	74

2013-2014	Indeterminate Full Time	Indeterminate Part Time	Seasonal	Total
Regional Allocation				
Yellowknife Headquarters	18	-	-	18
North Slave	9	-	-	9
Tłı̨chǫ	3	-	-	3
South Slave	12	1	-	13
Dehcho	7	2	-	9
Sahtu	8	-	-	8
Beaufort Delta	10	4	-	14
	67	7	-	74
Community Allocation				
Yellowknife Headquarters	18	-	-	18
Regional/Area Offices	37	1	-	38
Other Communities	12	6	-	18
	67	7	-	74

Note 1: Regional and Area Offices include positions located in Yellowknife Regional Offices, Fort Smith, Hay River, Fort Simpson, Norman Wells and Inuvik.

WATER RESOURCES

Activity Description

The Water Resources Division ensures the water resources stewardship and management objectives of the government and of the Department are met in an integrated and timely manner. The Division maintains continuous liaison with all public and private sector organizations with responsibilities for sound water resources stewardship in the NWT.

Working closely with NWT boards that issue water licences, the Water Regulation section advises on technical matters such as mitigation measures, contingency plans and water licence conditions related to the regulation of water in the NWT, coordinates the process for Ministerial approval of Class A water licences. The division keeps pace with innovative means to address the water-related implications of development in the NWT, the provisions of new land claims and agreements, and internal or transboundary concerns that may affect the quality, quantity, flow and safety of water resources in the NWT.

The Watershed Programs and Partnership section bears the key responsibility of ensuring the NWT Water Stewardship Strategy is implemented effectively. The principles of ecosystem-based management within watersheds and informing decisions through science, local and traditional knowledge are key to this work.

The Water Research and Studies section ensures that knowledge required to inform water resources management decisions and develop water resources programs is current and relevant to the NWT. This section provides specialist expertise and advice to regulatory boards on water studies proposed or conducted by developers.

The Taiga Environmental Laboratory is managed through the Water Resources Division as well. This accredited Lab offers services to public and private enterprises throughout the NWT to help support environmental decision-making.

The Water Resources, and Conservation, Assessment and Monitoring activities replace the previous activity, Land and Water.

WATER RESOURCES**Operations Expenditure Summary**

	(thousands of dollars)			
	2014-2015 Main Estimates	2013-2014 Revised Estimates	2013-2014 Main Estimates	2012-2013 Actuals
Expenditure Category				
Compensation and Benefits	5,440	-	-	-
Grants and Contributions	1,090	-	-	-
Other Expenses	4,144	-	-	-
	<u>10,674</u>	<u>-</u>	<u>-</u>	<u>-</u>
Amortization	63	-	-	-
	<u>10,737</u>	<u>-</u>	<u>-</u>	<u>-</u>
Details of Other Expenses				
Travel	574	-	-	-
Materials and Supplies	370	-	-	-
Purchased Services	159	-	-	-
Utilities	-	-	-	-
Contract Services	2,250	-	-	-
Fees and Payments	266	-	-	-
Controllable Assets	430	-	-	-
Computer Hardware and Software	95	-	-	-
Valuation Allowances	-	-	-	-
Chargebacks	-	-	-	-
Interest	-	-	-	-
Loss on Sale of Assets	-	-	-	-
Foreign Currency Exchange Loss	-	-	-	-
	<u>4,144</u>	<u>-</u>	<u>-</u>	<u>-</u>

Program Delivery Details

Program Management	1,212			
Watershed Management Water	3,370	-	-	-
Research and Study	2,560	-	-	-
Water Regulatory	2,096	-	-	-
Taiga Environmental Laboratory	1,436	-	-	-
Amortization	63	-	-	-
	<u>10,737</u>	<u>-</u>	<u>-</u>	<u>-</u>

WATER RESOURCES**Grants and Contributions**

	(thousands of dollars)			
	2014-2015 Main Estimates	2013-2014 Revised Estimates	2013-2014 Main Estimates	2012-2013 Actuals
Contributions				
Mackenzie River Basin Board - A contribution to cooperatively manage the aquatic ecosystem of the Mackenzie River Basin in conjunction with the Yukon, British Columbia, Alberta and Saskatchewan Governments.	40	-	-	-
Aquatic Ecosystems Research Partnership Program - Wilfrid Laurier University contributions in support of aquatic ecosystems.	200	-	-	-
NWT Water Strategy - Contributions in support of the NWT Water Strategy.	250	-	-	-
Environment Canada - A contribution for the operation of water quantity stations in the NWT under the National Hydrometric Program.	600	-	-	-
	1,090	-	-	-

WATER RESOURCES

Active Positions

2014-2015	Indeterminate Full Time	Indeterminate Part Time	Seasonal	Total
Regional Allocation				
Yellowknife Headquarters	37	-	-	37
North Slave	2	-	-	2
Tłı̨chǫ	-	-	-	-
South Slave	1	-	-	1
Dehcho	1	-	-	1
Sahtu	1	-	-	1
Beaufort Delta	1	-	-	1
	43	-	-	43
Community Allocation				
Yellowknife Headquarters	37	-	-	37
Regional/Area Offices	6	-	-	6
Other Communities	-	-	-	-
	43	-	-	43

2013-2014	Indeterminate Full Time	Indeterminate Part Time	Seasonal	Total
Regional Allocation				
Yellowknife Headquarters	-	-	-	-
North Slave	-	-	-	-
Tłı̨chǫ	-	-	-	-
South Slave	-	-	-	-
Dehcho	-	-	-	-
Sahtu	-	-	-	-
Beaufort Delta	-	-	-	-
	-	-	-	-
Community Allocation				
Yellowknife Headquarters	-	-	-	-
Regional/Area Offices	-	-	-	-
Other Communities	-	-	-	-
	-	-	-	-

Note 1: Regional and Area Offices include positions located in Yellowknife Regional Offices, Fort Smith, Hay River, Fort Simpson, Norman Wells and Inuvik.

CONSERVATION, ASSESSMENT AND MONITORING

Activity Description

The Conservation, Assessment and Monitoring Division (CAM) works to ensure that the NWT environment figures prominently in regional land use planning, including conservation lands, and the review of proposed development within the regulatory system. The division also leads the development of appropriate monitoring of valued environmental components to determine if there are impacts resulting from development. In order to ensure that Aboriginal governments are able to participate in CAM initiatives, secretariat functions are provided through this division.

The Conservation Planning section coordinates ENR's input into overall Government initiatives and approval related to regional land use planning coordinated through the Lands Department. This section also leads the development of an ecological representation network for the NWT and coordinates initiatives undertaken to ensure that appropriate mechanisms are in place to manage conservation lands, including the use of appropriate GIS analysis.

The Environmental Impact Assessment section oversees departmental participation in environmental impact assessment processes, advising on measures to be taken to protect or mitigate impact on the environment and following up to ensure that these measures have been taken. This section also administers initiatives to build capacity to participate in the regulatory process in areas of the NWT where Aboriginal claims have not been finalized and oversees the GNWT input and requirements of Environmental Agreements.

The Cumulative Impact Monitoring section works with Aboriginal governments to ensure that the legal and land claims requirements of cumulative impact monitoring are undertaken throughout the NWT. Initiatives ensure that valued components of the environment are monitored effectively so that concurrent and sequential uses of land and water and deposits of waste do not compromise the environment unduly. This monitoring relies upon scientific data, traditional knowledge and other pertinent information. The section also coordinates an environmental audit and state of the environment reporting function required under the *Mackenzie Valley Resource Management Act*.

CONSERVATION, ASSESSMENT AND MONITORING**Operations Expenditure Summary**

	(thousands of dollars)			
	2014-2015 Main Estimates	2013-2014 Revised Estimates	2013-2014 Main Estimates	2012-2013 Actuals
Expenditure Category				
Compensation and Benefits	3,737	-	-	-
Grants and Contributions	3,335	-	-	-
Other Expenses	1,309	-	-	-
	<u>8,381</u>	<u>-</u>	<u>-</u>	<u>-</u>
Amortization	42	-	-	-
	<u>8,423</u>	<u>-</u>	<u>-</u>	<u>-</u>
Details of Other Expenses				
Travel	230	-	-	-
Materials and Supplies	110	-	-	-
Purchased Services	72	-	-	-
Utilities	-	-	-	-
Contract Services	865	-	-	-
Fees and Payments	27	-	-	-
Controllable Assets	-	-	-	-
Computer Hardware and Software	5	-	-	-
Valuation Allowances	-	-	-	-
Chargebacks	-	-	-	-
Interest	-	-	-	-
Loss on Sale of Assets	-	-	-	-
Foreign Currency Exchange Loss	-	-	-	-
	<u>1,309</u>	<u>-</u>	<u>-</u>	<u>-</u>

Program Delivery Details

Environmental Impact and Assessment	3,084	-	-	-
Program Management	510	-	-	-
Conservation Planning	1,405	-	-	-
Cumulative Impact Monitoring Program	3,382	-	-	-
Amortization	42	-	-	-
	<u>8,423</u>	<u>-</u>	<u>-</u>	<u>-</u>

CONSERVATION, ASSESSMENT AND MONITORING**Grants and Contributions**

	(thousands of dollars)			
	2014-2015 Main Estimates	2013-2014 Revised Estimates	2013-2014 Main Estimates	2012-2013 Actuals
Contributions				
Interim Resource Management Assistance (IRMA) Program Agreement - IRMA is a program intended to help strengthen the ability of Aboriginal communities in unsettled claim areas in the NWT to participate in land and resource management processes affecting their surrounding land use areas.	1,655	-	-	-
Cumulative Impact Monitoring Program - The program coordinates, supports and conducts monitoring related initiatives in the NWT by incorporating both scientific and traditional knowledge, while taking into consideration both human and biophysical environments.	1,540	-	-	-
Conservation Planning - Contributions in support of gathering and reviewing information to assist in the establishment of proposed protected areas.	140	-	-	-
	3,335	-	-	-

CONSERVATION, ASSESSMENT AND MONITORING

Active Positions

2014-2015	Indeterminate Full Time	Indeterminate Part Time	Seasonal	Total
Regional Allocation				
Yellowknife Headquarters	25	-	-	25
North Slave	-	-	-	-
Tłı̄chǫ	-	-	-	-
South Slave	-	-	-	-
Dehcho	-	-	-	-
Sahtu	-	-	-	-
Beaufort Delta	-	-	-	-
	25	-	-	25
Community Allocation				
Yellowknife Headquarters	25	-	-	25
Regional/Area Offices	-	-	-	-
Other Communities	-	-	-	-
	25	-	-	25

2013-2014	Indeterminate Full Time	Indeterminate Part Time	Seasonal	Total
Regional Allocation				
Yellowknife Headquarters	-	-	-	-
North Slave	-	-	-	-
Tłı̄chǫ	-	-	-	-
South Slave	-	-	-	-
Dehcho	-	-	-	-
Sahtu	-	-	-	-
Beaufort Delta	-	-	-	-
	-	-	-	-
Community Allocation				
Yellowknife Headquarters	-	-	-	-
Regional/Area Offices	-	-	-	-
Other Communities	-	-	-	-
	-	-	-	-

Note 1: Regional and Area Offices include positions located in Yellowknife Regional Offices, Fort Smith, Hay River, Fort Simpson, Norman Wells and Inuvik.

LAND AND WATER**Operations Expenditure Summary**

	(thousands of dollars)			
	2014-2015 Main Estimates	2013-2014 Revised Estimates	2013-2014 Main Estimates	2012-2013 Actuals
Expenditure Category				
Compensation and Benefits	-	3,205	3,204	3,025
Grants and Contributions	-	550	550	905
Other Expenses	-	1,998	1,998	1,571
	-	5,753	5,752	5,501
Amortization	-	-	-	28
	-	5,753	5,752	5,529
Details of Other Expenses				
Travel	-	413	413	207
Materials and Supplies	-	51	51	366
Purchased Services	-	30	37	67
Utilities	-	-	-	-
Contract Services	-	1,476	1,469	725
Fees and Payments	-	13	13	91
Controllable Assets	-	-	-	5
Computer Hardware and Software	-	15	15	110
Valuation Allowances	-	-	-	-
Chargebacks	-	-	-	-
Interest	-	-	-	-
Loss on Sale of Assets	-	-	-	-
Foreign Currency Exchange Loss	-	-	-	-
	-	1,998	1,998	1,571

Program Delivery Details

Land and Water	-	4,699	4,699	4,682
Environmental Assessment and Monitoring	-	1,054	1,053	819
Amortization	-	-	-	28
	-	5,753	5,752	5,529

LAND AND WATER**Grants and Contributions**

	(thousands of dollars)			
	2014-2015 Main Estimates	2013-2014 Revised Estimates	2013-2014 Main Estimates	2012-2013 Actuals
Contributions				
Mackenzie River Basin Board - A contribution to cooperatively manage the aquatic ecosystem of the Mackenzie River Basin in conjunction with the Yukon, BC, Alberta and Saskatchewan Governments.	-	40	40	50
Aquatic Ecosystems Research Partnership Program - Wilfrid Laurier University contributions in support of aquatic ecosystems.	-	200	200	200
NWT Water Strategy - Contributions in support of the NWT Water Strategy.	-	250	250	531
Protected Areas Strategy - Contributions in support of gathering and reviewing information to assist in the establishment of proposed protected areas.	-	60	60	124
	<u>-</u>	<u>550</u>	<u>550</u>	<u>905</u>

LAND AND WATER

Active Positions

2014-2015	Indeterminate Full Time	Indeterminate Part Time	Seasonal	Total
Regional Allocation				
Yellowknife Headquarters	-	-	-	-
North Slave	-	-	-	-
Tłı̨chǫ	-	-	-	-
South Slave	-	-	-	-
Dehcho	-	-	-	-
Sahtu	-	-	-	-
Beaufort Delta	-	-	-	-
	-	-	-	-
Community Allocation				
Yellowknife Headquarters	-	-	-	-
Regional/Area Offices	-	-	-	-
Other Communities	-	-	-	-
	-	-	-	-

2013-2014	Indeterminate Full Time	Indeterminate Part Time	Seasonal	Total
Regional Allocation				
Yellowknife Headquarters	18	-	-	18
North Slave	-	-	-	-
Tłı̨chǫ	-	-	-	-
South Slave	-	-	-	-
Dehcho	-	-	-	-
Sahtu	-	-	-	-
Beaufort Delta	-	-	-	-
	18	-	-	18
Community Allocation				
Yellowknife Headquarters	18	-	-	18
Regional/Area Offices	-	-	-	-
Other Communities	-	-	-	-
	18	-	-	18

Note 1: Regional and Area Offices include positions located in Yellowknife Regional Offices, Fort Smith, Hay River, Fort Simpson, Norman Wells and Inuvik.

LEASE COMMITMENTS – INFRASTRUCTURE

Type of Property	Community	(thousands of dollars)	
		2014-2015 Main Estimates	Future Lease Payments
Transmitter Site (NUP)	Yellowknife	1	1
Transmitter Site	Fort Simpson	5	10
Forestry Base/R-R Office	Lutselk'e	53	-
Renewable Resources Office	Fort Providence	3	4
Office Warehouse	Fort Smith	411	822
Office Warehouse	Hay River Reserve	114	180
Laboratory/Office	Norman Wells	78	-
		665	1,017

Note 1: The above leases do not include capital leases. In the event a lease is deemed to be a capital lease the associated asset is included in tangible capital assets and amortized over the useful life of the asset; and the lease is recorded as a financial liability.

Note 2: The Main Estimate and Future Lease Payments represent the Base Rent cost and exclude the Operations and Maintenance component of the total Lease costs.

Environment Fund

The Waste Reduction and Recovery Act, enacted in July 2005, established the Environment Fund as a Special Purpose Fund to develop and implement waste reduction recovery programs.

	(thousands of dollars)			
	2014-2015 Main Estimates	2013-2014 Revised Estimates	2013-2014 Main Estimates	2012-2013 Actuals
OPERATING RESULTS				
Income				
Revenue	<u>5,677</u>	<u>5,407</u>	<u>5,455</u>	<u>5,687</u>
Expenses				
Compensation and Benefits	535	507	422	484
Grants	133	163	117	103
Refunded Deposits	2,990	2,914	2,951	3,067
Handling and Processing Fees	1,334	1,300	1,439	1,368
Other Expenses	535	524	280	546
	<u>5,527</u>	<u>5,408</u>	<u>5,209</u>	<u>5,568</u>
Surplus (Deficit)	<u><u>150</u></u>	<u><u>(1)</u></u>	<u><u>246</u></u>	<u><u>119</u></u>
Environment Fund				
Opening Balance	<u>1,742</u>	<u>1,743</u>	<u>2,078</u>	<u>1,624</u>
Surplus (Deficit)	150	(1)	246	119
Interfund Transfers	-	-	-	-
Closing Balance	<u><u>1,892</u></u>	<u><u>1,742</u></u>	<u><u>2,324</u></u>	<u><u>1,743</u></u>

Note 1: The Beverage Container Program started on November 1, 2005.

The Milk Container Program was added February 15, 2010.

The Single Use Retail Bags Environmental Fee Program started on January 15, 2010.

Note 2: Of the \$1,743 accumulated surplus reported at March 31, 2013, a total of \$333 is reserved for Equipment Replacement.

Note 3: 2012-2013 Actuals are per the audited Financial Statements of the Environment Fund.

Work Performed on Behalf of Others

	(thousands of dollars)			
	2014-2015 Main Estimates	2013-2014 Revised Estimates	2013-2014 Main Estimates	2012-2013 Actuals
<p>Inuvialuit Implementation - Under the terms of a contribution funding agreement between the Department of Aboriginal Affairs and Northern Development Canada and the Government of the Northwest Territories, Canada will provide implementation funding to the Government of the Northwest Territories to assist with Inuvialuit implementation activities pursuant to the Inuvialuit Final Agreement.</p>	3,507	3,782	3,507	4,144
<p>Gwich'in Implementation - Under the terms of a 10-year Bilateral Funding Agreement between Department of Aboriginal Affairs and Northern Development Canada and the Government of the Northwest Territories, Canada will provide a grant payment to the Government of the Northwest Territories to assist with Gwich'in implementation activities pursuant to the Gwich'in Implementation Plan.</p>	148	151	148	236
<p>Sahtu Implementation - Under the terms of a 10-year Bilateral Funding Agreement between Department of Aboriginal Affairs and Northern Development Canada and the Government of the Northwest Territories, Canada will provide a grant payment to the Government of the Northwest Territories to assist with Sahtu implementation activities pursuant to the Sahtu Implementation Plan.</p>	139	144	139	140

Work Performed on Behalf of Others (continued)

	(thousands of dollars)			
	2014-2015 Main Estimates	2013-2014 Revised Estimates	2013-2014 Main Estimates	2012-2013 Actuals
Tłıchǰ Implementation - Under the terms of a 10-year Bilateral Funding Agreement between Department of Aboriginal Affairs and Northern Development Canada and the Government of the Northwest Territories, Canada will provide a grant payment to the Government of the Northwest Territories to assist with Tłıchǰ implementation activities pursuant to the Tłıchǰ Implementation Plan.	127	129	127	67
Bison Control Program - Funding provided by Parks Canada to conduct surveillance flights in and around Wood Buffalo National Park.	-	104	54	-
Sahtu GIS Project - Geographic Information System (GIS) Project administered by the Department of Environment and Natural Resources to meet the growing GIS needs in the Sahtu Settlement Area.	20	85	15	13
Climate Change Monitoring - Funding provided by the Department of Aboriginal Affairs and Northern Development Canada for the study of changes to climate and hydrology in the North.	-	-	-	497
Trapping and furbearing Projects - Funding provided by the Department of Aboriginal Affairs and Northern Development Canada for trapper training and furbearer monitoring programs.	-	-	-	26
Sahtu Renewable Resources Board - Funding provided by the Sahtu Renewable Resources Board to conduct wildlife studies.	-	23	-	3

Work Performed on Behalf of Others (continued)

	(thousands of dollars)			
	2014-2015 Main Estimates	2013-2014 Revised Estimates	2013-2014 Main Estimates	2012-2013 Actuals
Gwich'in Renewable Resources Board - Funding provided by the Gwich'in Renewable Resources Board to conduct wildlife studies.	-	-	20	20
Wolf Predation Study - Funding provided by Aboriginal Affairs and Northern Development Canada to assist with the costs associated with wolf predation on Bathurst caribou.	-	-	60	60
Slave River Study - Funding provided by Aboriginal Affairs and Northern Development Canada for the study of furbearer contaminants, population and harvest on the Slave River and Slave River Delta.	-	-	50	50
Reforestation Fund - Charges to timber permit and licence holders for timber cutting and reforestation.	-	30	-	5
Great Slave Lake Landscape Scale Flooding - Funding from Aboriginal Affairs and Northern Development Canada to assist with the costs associated with tracking and understanding the causes of abrupt landscape scale flooding and ecosystem change in the Great Slave Lake.	-	-	15	15
NWT Water Stewardship Strategy - Funding provided by Aboriginal Affairs and Northern Development Canada to support the cost of the implementation of water stewardship implementation plan.	-	-	-	57
Viscount Polar Bear Assessment - Funding provided by World Wildlife Fund Canada to assess the Viscount Melville polar bear population.	-	-	81	76

Work Performed on Behalf of Others (continued)

	(thousands of dollars)			
	2014-2015 Main Estimates	2013-2014 Revised Estimates	2013-2014 Main Estimates	2012-2013 Actuals
Alberta / NWT Transboundary Water Negotiations - Funding provided by Aboriginal Affairs and Northern Development Canada for their share of the cost associated with consultation with the Aboriginal groups that may be adversely affected by a transboundary water agreement.	-	-	-	35
Dehcho Boreal Caribou Monitoring - Funding provided by Aboriginal Affairs and Northern Development Canada to support the Dehcho Boreal Caribou working group.	-	25	-	20
NWT Water Resources Management Strategy - Funding provided by the Department of Aboriginal Affairs and Northern Development Canada to develop a Water Management Strategy.	-	-	90	90
Ecology Disturbance response - Funding provided by the Department of Aboriginal Affairs and Northern Development Canada for succession and regeneration response on seismic lines with respect to ecology disturbance and time.	-	60	60	60
Protected Areas Strategy - Funding from Aboriginal Affairs and Northern Development Canada to assist with the costs associated with employing the program's managing director.	-	-	-	66

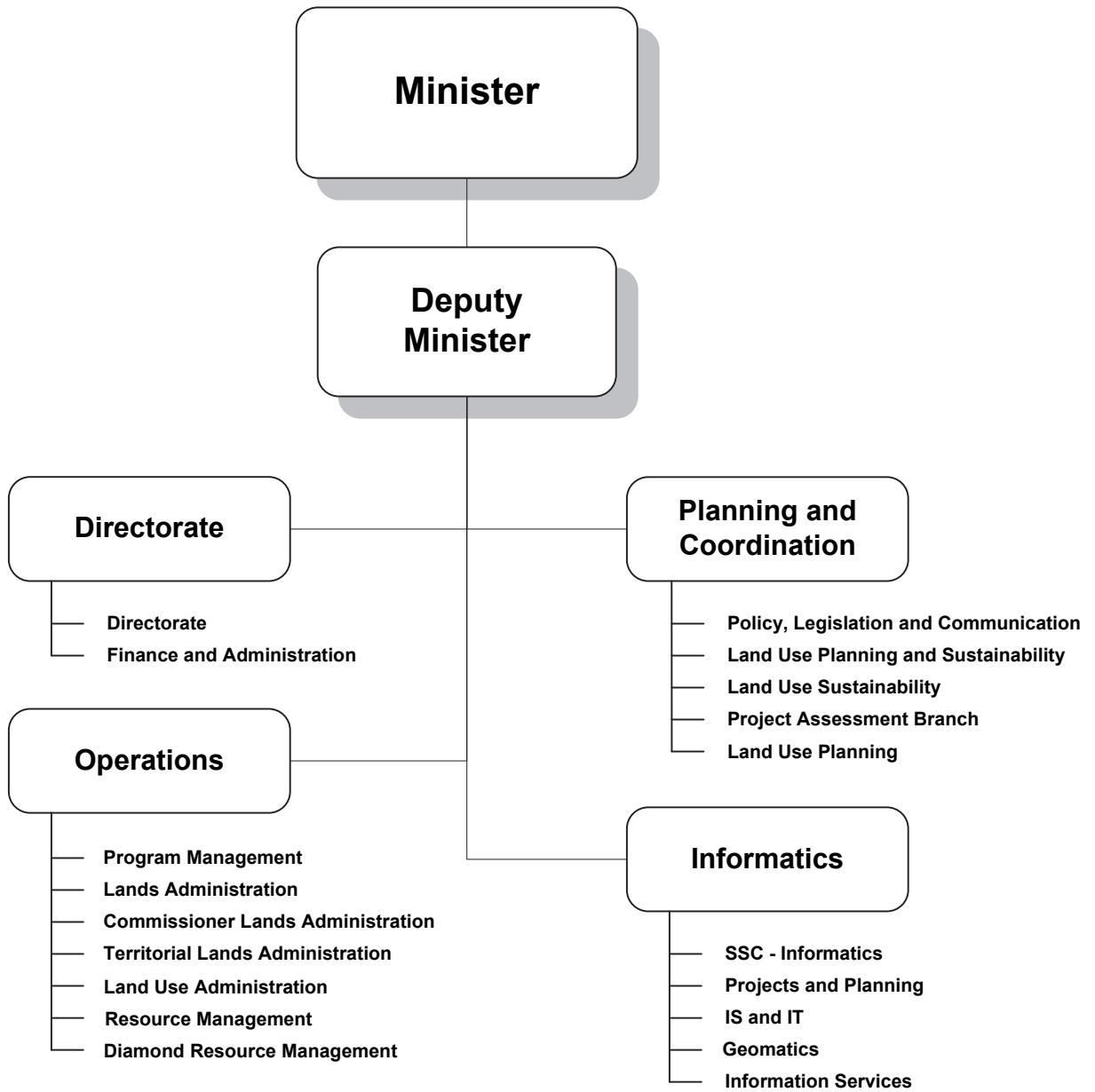
Work Performed on Behalf of Others (continued)

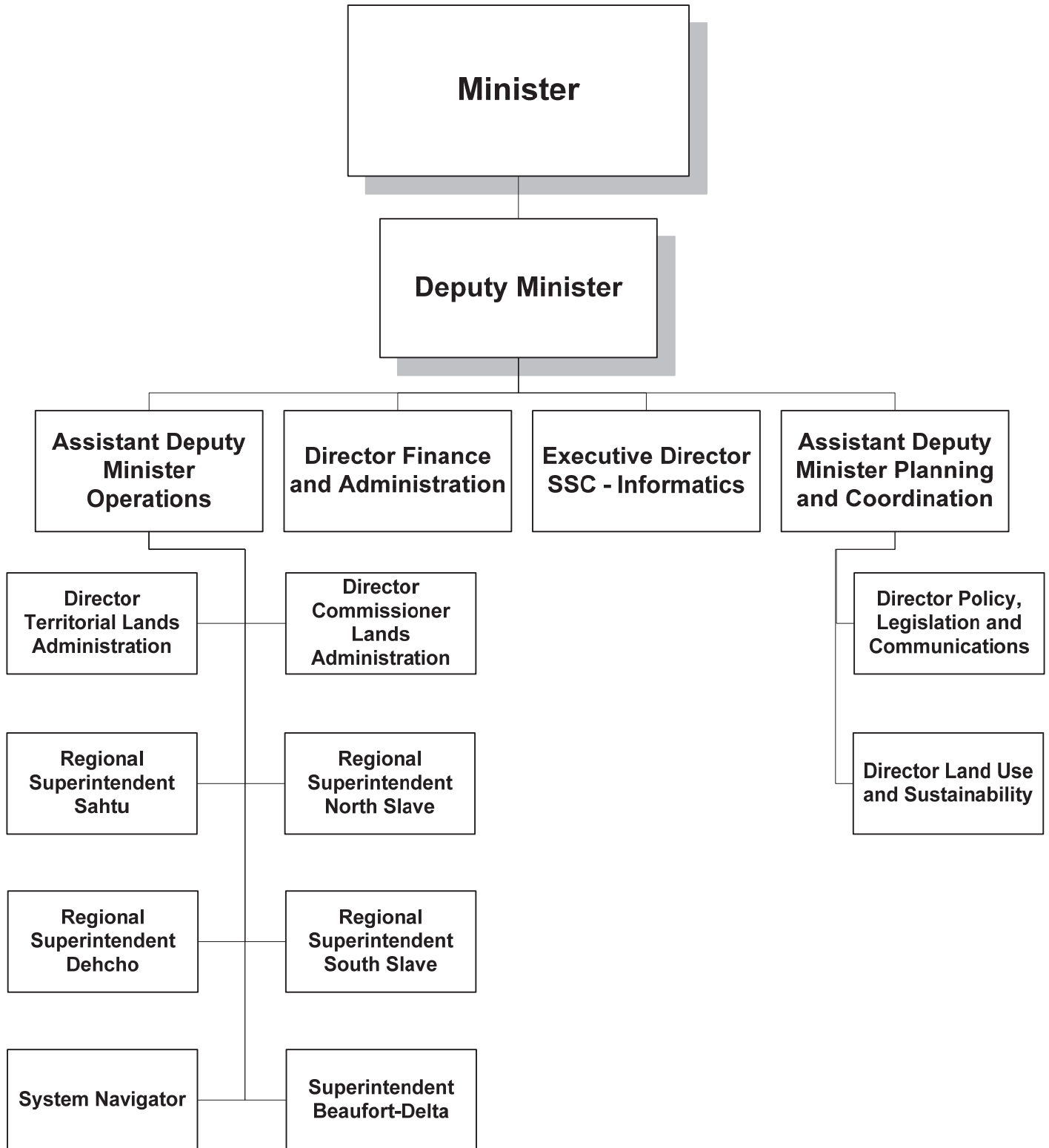
	(thousands of dollars)			
	2014-2015 Main Estimates	2013-2014 Revised Estimates	2013-2014 Main Estimates	2012-2013 Actuals
Cumulative Effects Assessment - Funding from Aboriginal Affairs and Northern Development Canada for the evaluation of tools available to monitor cumulative effects in the Northwest Territories.	-	-	-	100
Caribou Survey - Funding from Aboriginal Affairs and Northern Development Canada for regulatory improvement and conservation planning.	-	-	-	86
Parks Canada - Funding provided by Parks Canada to support monitoring of the bluenose-west caribou.	-	30	-	40
Slave River Watershed Research - Funding from Aboriginal Affairs and Northern Development Canada for workshops on the ongoing research and monitoring in the Slave River watershed.	-	-	-	8
Sahtu Banding Project - Funding provided by the United States Fish and Wildlife to study the distribution, harvest locations and survival of northern dabbling ducks at Willow Lake.	4	5	20	1
Mutual Aid Resources Sharing Agreement - This is an agreement among all Canadian Agencies with a forest fire management responsibility. The agreement provides for the sharing of resources, including personnel, equipment, aircraft and other services to assist member agencies in time of need.	750	480	1,400	859

Work Performed on Behalf of Others (continued)

	(thousands of dollars)			
	2014-2015 Main Estimates	2013-2014 Revised Estimates	2013-2014 Main Estimates	2012-2013 Actuals
Environment Canada - Funding provided by Environment Canada for a Polar Bear Symposium and Woodland Caribou Surveys.	-	-	130	130
Polar Bear Survey - Funding provided by Environment Canada for polar bear population and risk surveys.	-	-	120	60
Caribou Tracking Project - Funding provided by ConocoPhillips Canada to support caribou tracking.	40	40	40	40
NatureServe Canada - Funding to assist with the Conservation Data Centre.	-	27	28	27
Biomass Energy Strategy - Funding received from the Canadian Northern Economic Development Agency (CanNor) for implementation of the NWT biomass energy strategy.	-	1,000	1,700	1,750
Peary Caribou and Muskox Survey - Funding provided by the World Wildlife Fund Canada to provide population estimates for peary caribou and muskox on the Melville-Prince Patrick islands group.	-	-	-	20
Parks Canada - Funding provided by Parks Canada for the monitoring of caribou and muskox population.	-	6	-	-
	4,735	6,121	7,804	8,801

LANDS





MISSION

The Department of Lands will support, manage and administer the sustainable use of public land in the Northwest Territories in a fair and transparent manner that recognizes land is a critical asset while respecting the interests of the residents of the Northwest Territories.

GOALS

In support of this mission, the Department of Lands works to achieve the following goals:

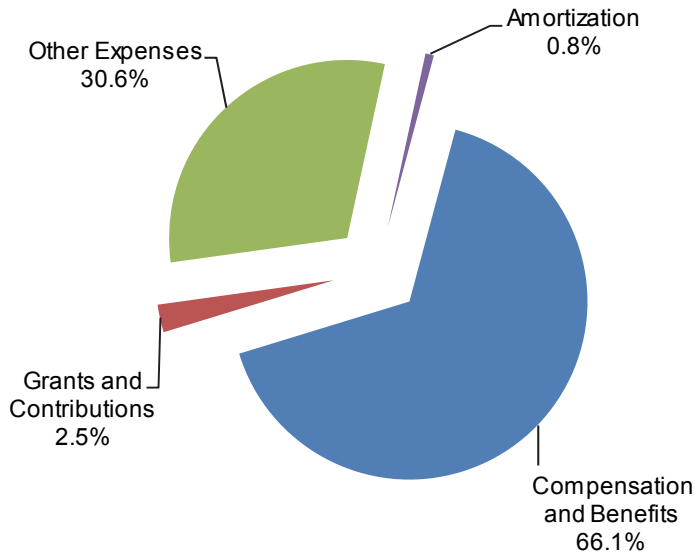
1. To provide timely land management decisions and recommendations on the acquisition, lease, sale or other disposition of lands, recognizing and respecting Aboriginal and Treaty rights, third party interests and legal obligations.
2. To ensure land resources in the Northwest Territories are used in a way that promotes benefit to NWT residents and minimizes impacts on the environment.
3. To provide a dynamic policy framework that respects the principles of land use sustainability, and considers ecological, social, cultural and economic values.
4. To collaborate with, and provide sound advice and support to other departments, governments, and other organizations on mutually beneficial administration, management and sustainable use of lands.
5. To respect the needs of future generations while managing lands to meet needs of the present.
6. To be guided by a culture that is transparent, consistent, fair, responsive and efficient.

LANDS

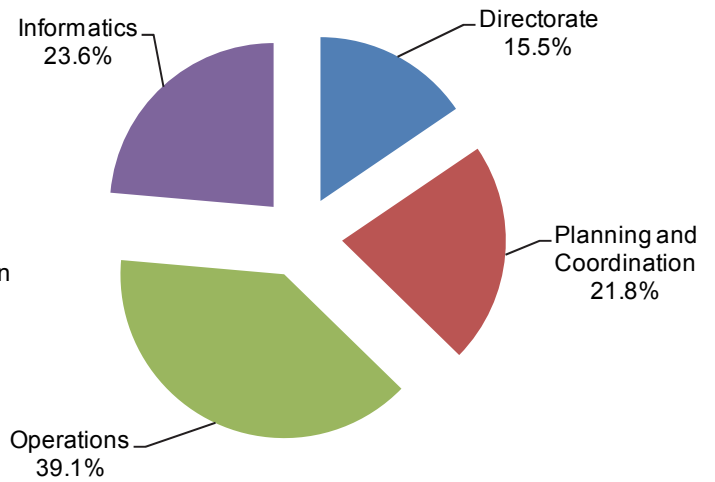
This page intentionally left blank

OPERATIONS EXPENDITURES

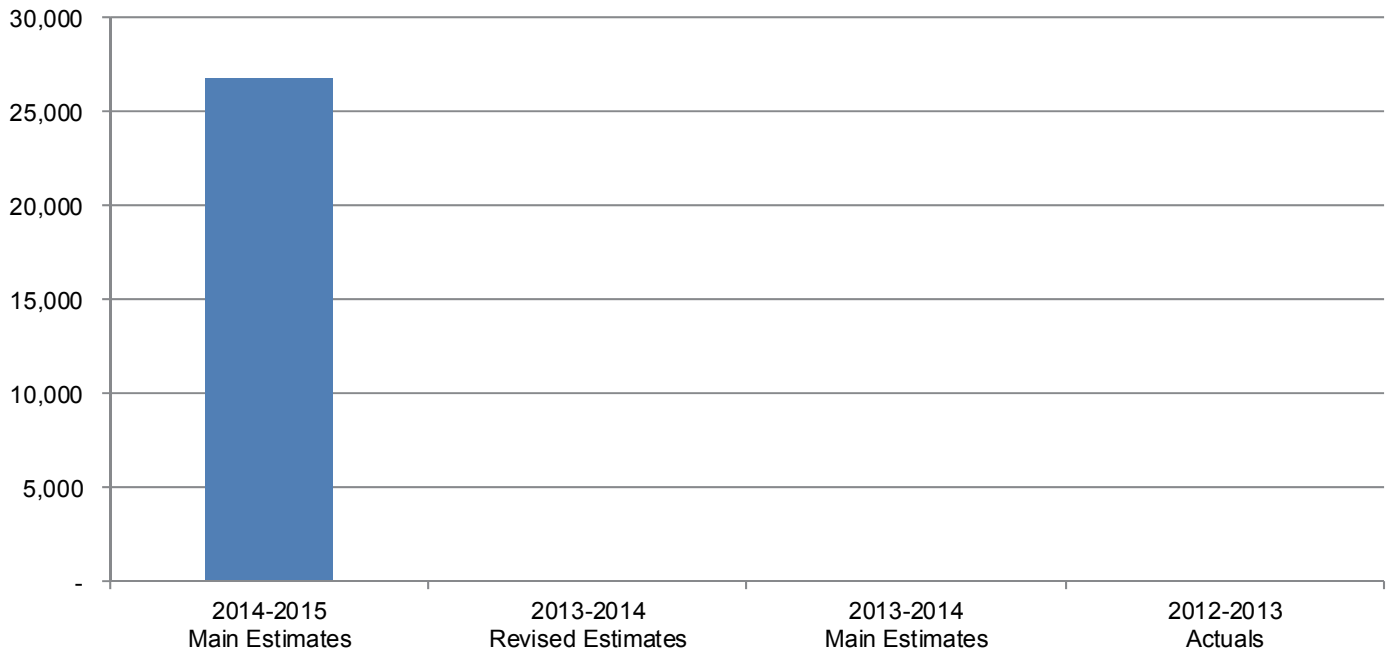
By Expenditure Category



By Activity



**Operations Expenditures Comparison
(thousands of dollars)**



OPERATIONS EXPENDITURE SUMMARY

	(thousands of dollars)			
	2014-2015 Main Estimates	2013-2014 Revised Estimates	2013-2014 Main Estimates	2012-2013 Actuals
Expenditure Category				
Compensation and Benefits	17,737	-	-	-
Grants and Contributions	680	-	-	-
Other Expenses	8,207	-	-	-
	<u>26,624</u>	<u>-</u>	<u>-</u>	<u>-</u>
Amortization	206	-	-	-
	<u>26,830</u>	<u>-</u>	<u>-</u>	<u>-</u>
Details of Other Expenses				
Travel	2,218	-	-	-
Materials and Supplies	1,140	-	-	-
Purchased Services	346	-	-	-
Utilities	300	-	-	-
Contract Services	1,926	-	-	-
Fees and Payments	479	-	-	-
Controllable Assets	177	-	-	-
Computer Hardware and Software	856	-	-	-
Valuation Allowances	-	-	-	-
Chargebacks	765	-	-	-
Interest	-	-	-	-
Loss on Sale of Assets	-	-	-	-
Foreign Currency Exchange Loss	-	-	-	-
	<u>8,207</u>	<u>-</u>	<u>-</u>	<u>-</u>

LANDS

INFRASTRUCTURE INVESTMENT SUMMARY

(thousands of dollars)

	2014-2015 Main Estimates	2013-2014 Revised Estimates	2013-2014 Main Estimates	2012-2013 Actuals
BEGINNING OF THE YEAR				
Cost of assets in service	1,806	-	-	-
Accumulated amortization	(1,166)	-	-	-
Net book value	640	-	-	-
CHANGES DURING BUDGET YEAR				
Assets put into service during the year	461	-	-	-
Disposals	-	-	-	-
Amortization expense	(206)	-	-	-
END OF THE YEAR				
Net book value of assets in service	895	-	-	-
Work in progress	-	-	-	-
TOTAL NET BOOK VALUE AND WORK IN PROGRESS	895	-	-	-
CALCULATION OF ASSETS PUT INTO SERVICE				
Work in progress, beginning of the year	-	-	-	-
Capital Investment Expenditures per Infrastructure Acquisition Plan (TCA)	461	-	-	-
Less work in progress, end of the year	-	-	-	-
Assets put into service during the year	461	-	-	-
INFRASTRUCTURE INVESTMENT				
Large Capital Projects	461	-	-	-
Small Capital Projects	-	-	-	-
Information Technology Projects	-	-	-	-
TOTAL INFRASTRUCTURE INVESTMENT	461	-	-	-
ALLOCATED TO:				
Tangible Capital Assets	461	-	-	-
Infrastructure Contributions	-	-	-	-
	461	-	-	-

LANDS

REVENUE SUMMARY

	(thousands of dollars)			
	2014-2015 Main Estimates	2013-2014 Revised Estimates	2013-2014 Main Estimates	2012-2013 Actuals
Transfer Payments				
Capital Transfers	461	-	-	-
General Revenues				
Regulatory Revenues	67	-	-	-
Lease	2,423	-	-	-
	2,490	-	-	-
TOTAL REVENUES	2,951	-	-	-

LANDS

ACTIVE POSITION SUMMARY

2014-2015	Indeterminate Full Time	Indeterminate Part Time	Seasonal	Total
Regional Allocation				
Yellowknife Headquarters	93	-	-	93
North Slave	15	-	-	15
Tłı̨chǫ	-	-	-	-
South Slave	10	-	-	10
Dehcho	8	-	-	8
Sahtu	8	-	-	8
Beaufort Delta	10	-	-	10
	144	-	-	144
Community Allocation				
Yellowknife Headquarters	93	-	-	93
Regional/Area Offices	51	-	-	51
Other Communities	-	-	-	-
	144	-	-	144

2013-2014	Indeterminate Full Time	Indeterminate Part Time	Seasonal	Total
Regional Allocation				
Yellowknife Headquarters	-	-	-	-
North Slave	-	-	-	-
Tłı̨chǫ	-	-	-	-
South Slave	-	-	-	-
Dehcho	-	-	-	-
Sahtu	-	-	-	-
Beaufort Delta	-	-	-	-
	-	-	-	-
Community Allocation				
Yellowknife Headquarters	-	-	-	-
Regional/Area Offices	-	-	-	-
Other Communities	-	-	-	-
	-	-	-	-

Note: Regional and Area Offices include positions located in Yellowknife Regional Offices, Fort Smith, Hay River, Fort Simpson, Norman Wells and Inuvik.

LANDS

This page intentionally left blank

DIRECTORATE**Activity Description**

The **Directorate** provides overall leadership, management and strategic planning for the department, including human and financial resources. The Directorate is accountable to, and provides advice and support to the Minister.

Finance and Administration provides financial planning, financial management and administrative advice and services across the department and regional offices including: internal controls, financial processes, oversight of procurements and contracts and contributions, budget development, expenditure and revenue monitoring, financial analysis including compliance with legislation, regulations and policies, and financial reporting.

LANDS

ACTIVITY SUMMARY

DIRECTORATE

Operations Expenditure Summary

Expenditure Category	(thousands of dollars)			
	2014-2015 Main Estimates	2013-2014 Revised Estimates	2013-2014 Main Estimates	2012-2013 Actuals
Compensation and Benefits	2,796	-	-	-
Grants and Contributions	-	-	-	-
Other Expenses	1,364	-	-	-
	<u>4,160</u>	<u>-</u>	<u>-</u>	<u>-</u>
Amortization	-	-	-	-
	<u>4,160</u>	<u>-</u>	<u>-</u>	<u>-</u>
Details of Other Expenses				
Travel	140	-	-	-
Materials and Supplies	378	-	-	-
Purchased Services	327	-	-	-
Utilities	-	-	-	-
Contract Services	205	-	-	-
Fees and Payments	23	-	-	-
Controllable Assets	18	-	-	-
Computer Hardware and Software	-	-	-	-
Valuation Allowances	-	-	-	-
Chargebacks	273	-	-	-
Interest	-	-	-	-
Loss on Sale of Assets	-	-	-	-
Foreign Currency Exchange Loss	-	-	-	-
	<u>1,364</u>	<u>-</u>	<u>-</u>	<u>-</u>

LANDS

DIRECTORATE

Active Positions

2014-2015	Indeterminate Full Time	Indeterminate Part Time	Seasonal	Total
Regional Allocation				
Yellowknife Headquarters	12	-	-	12
North Slave	2	-	-	2
Tłı̨chǫ	-	-	-	-
South Slave	2	-	-	2
Dehcho	2	-	-	2
Sahtu	2	-	-	2
Beaufort Delta	2	-	-	2
	22	-	-	22
Community Allocation				
Yellowknife Headquarters	12	-	-	12
Regional/Area Offices	10	-	-	10
Other Communities	-	-	-	-
	22	-	-	22

2013-2014	Indeterminate Full Time	Indeterminate Part Time	Seasonal	Total
Regional Allocation				
Yellowknife Headquarters	-	-	-	-
North Slave	-	-	-	-
Tłı̨chǫ	-	-	-	-
South Slave	-	-	-	-
Dehcho	-	-	-	-
Sahtu	-	-	-	-
Beaufort Delta	-	-	-	-
	-	-	-	-
Community Allocation				
Yellowknife Headquarters	-	-	-	-
Regional/Area Offices	-	-	-	-
Other Communities	-	-	-	-
	-	-	-	-

Note 1: Regional and Area Offices include positions located in Yellowknife Regional Offices, Fort Smith, Hay River, Fort Simpson, Norman Wells and Inuvik.

LANDS

This page intentionally left blank

PLANNING AND COORDINATION

Activity Description

The **Policy, Legislation and Communications** unit provides services related to strategic and business planning, results reporting, policy, legislative reviews or proposals, Executive Council and Financial Management Board submissions, communications, Board liaison, and represents the department at the Intergovernmental Council on Resource Management and other intergovernmental forums.

The **Land Use Planning and Sustainability** unit manages and provides direction to the Land Use Sustainability, Project Assessment Branch, and Land Use Planning units.

Land Use Sustainability develops and implements standards, guidelines and policies related to the sustainable use of land to ensure the department is prepared for response to land use initiatives and major project review, including interdepartmental consensus building for balanced decision-making.

Project Assessment Branch coordinates interdepartmental participation in environmental assessment processes, including social, environmental and economic impacts, and consensus building throughout the process with Responsible Ministers under the *Mackenzie Valley Resource Management Act*.

Land Use Planning leads interdepartmental participation in the development, approval and periodic review of regional land use plans pursuant to Lands, Resources and Self-government Agreements and the Dehcho Interim Measures Agreement in the Mackenzie Valley, and any government-led land use planning initiatives in the Wek'eezhii, Inuvialuit Settlement Region, or the South Slave.

PLANNING AND COORDINATION

Operations Expenditure Summary

	(thousands of dollars)			
	2014-2015 Main Estimates	2013-2014 Revised Estimates	2013-2014 Main Estimates	2012-2013 Actuals
Expenditure Category				
Compensation and Benefits	3,264	-	-	-
Grants and Contributions	680	-	-	-
Other Expenses	1,906	-	-	-
	<u>5,850</u>	<u>-</u>	<u>-</u>	<u>-</u>
Amortization	-	-	-	-
	<u><u>5,850</u></u>	<u><u>-</u></u>	<u><u>-</u></u>	<u><u>-</u></u>
Details of Other Expenses				
Travel	412	-	-	-
Materials and Supplies	113	-	-	-
Purchased Services	-	-	-	-
Utilities	-	-	-	-
Contract Services	1,342	-	-	-
Fees and Payments	39	-	-	-
Controllable Assets	-	-	-	-
Computer Hardware and Software	-	-	-	-
Valuation Allowances	-	-	-	-
Chargebacks	-	-	-	-
Interest	-	-	-	-
Loss on Sale of Assets	-	-	-	-
Foreign Currency Exchange Loss	-	-	-	-
	<u>1,906</u>	<u>-</u>	<u>-</u>	<u>-</u>

PLANNING AND COORDINATION

Grants and Contributions

	(thousands of dollars)			
	2014-2015 Main Estimates	2013-2014 Revised Estimates	2013-2014 Main Estimates	2012-2013 Actuals
Contributions				
Contributions - Various - For Aboriginal groups for consultation in support of decisions on disposition of lands.	100	-	-	-
Contributions - Various - For Aboriginal groups in the North Slave and South Slave Regions in support of land use planning processes.	400	-	-	-
Contributions - Various - In support of specific land use management planning.	180	-	-	-
	680	-	-	-

LANDS

PLANNING AND COORDINATION

Active Positions

2014-2015	Indeterminate Full Time	Indeterminate Part Time	Seasonal	Total
Regional Allocation				
Yellowknife Headquarters	25	-	-	25
North Slave	-	-	-	-
Tłı̨chǫ	-	-	-	-
South Slave	-	-	-	-
Dehcho	-	-	-	-
Sahtu	-	-	-	-
Beaufort Delta	-	-	-	-
	25	-	-	25
Community Allocation				
Yellowknife Headquarters	25	-	-	25
Regional/Area Offices	-	-	-	-
Other Communities	-	-	-	-
	25	-	-	25

2013-2014	Indeterminate Full Time	Indeterminate Part Time	Seasonal	Total
Regional Allocation				
Yellowknife Headquarters	-	-	-	-
North Slave	-	-	-	-
Tłı̨chǫ	-	-	-	-
South Slave	-	-	-	-
Dehcho	-	-	-	-
Sahtu	-	-	-	-
Beaufort Delta	-	-	-	-
	-	-	-	-
Community Allocation				
Yellowknife Headquarters	-	-	-	-
Regional/Area Offices	-	-	-	-
Other Communities	-	-	-	-
	-	-	-	-

Note 1: Regional and Area Offices include positions located in Yellowknife Regional Offices, Fort Smith, Hay River, Fort Simpson, Norman Wells and Inuvik.

OPERATIONS

Activity Description

Program Management provides regional leadership by managing the Beaufort-Delta, Sahtu, Dehcho, South Slave and North Slave offices, and provides system-wide navigation services to NWT residents.

Lands Administration provides the overall leadership, management and expertise, and development of program policies and procedures for the units responsible for Commissioner's and Territorial land administration.

The **Commissioners Lands Administration** unit is responsible for the management of Commissioner's lands under the *Commissioner's Lands Act and Regulations* including maintaining land inventories, managing and administering leases and other dispositions of land, land valuation, quarry permits, securities, processing survey applications, providing mapping services for lands within the Block Land Transfer, contract administration, record keeping including maintaining the lands database, revenue collection, and will lead unauthorized use and occupancy processes.

The **Territorial Lands Administration** unit is responsible for the management of Territorial lands under the *Territorial Lands Act and Regulations* including maintaining land inventories, managing and administering leases and other dispositions of land, land valuation, quarry permits, securities, processing survey applications, contract administration, record keeping including maintaining the lands database, revenue collection, and will lead unauthorized use and occupancy processes.

The **Land Use Administration** unit will manage the land use permitting and securities processes in the Mackenzie Valley and Inuvialuit Settlement Region, and will lead compliance and enforcement of land use activities in accordance with applicable land acts and regulations.

Resource Management conducts inspections for land use permits, to investigate potential unauthorized uses of land or land development, hazardous materials and spills inspections, abandoned waste site inspections, issues trespass notices and development permit violations, and reporting.

Diamond Resource Management conducts site inspections at diamond mines to investigate potential unauthorized uses or development, hazardous materials and spills inspections, waste site inspections, issues trespass notices and development permit violations, and reporting.

LANDS

ACTIVITY SUMMARY

OPERATIONS

Operations Expenditure Summary

Expenditure Category	(thousands of dollars)			
	2014-2015 Main Estimates	2013-2014 Revised Estimates	2013-2014 Main Estimates	2012-2013 Actuals
Compensation and Benefits	7,412	-	-	-
Grants and Contributions	-	-	-	-
Other Expenses	3,049	-	-	-
	<u>10,461</u>	<u>-</u>	<u>-</u>	<u>-</u>
Amortization	25	-	-	-
	<u>10,486</u>	<u>-</u>	<u>-</u>	<u>-</u>
Details of Other Expenses				
Travel	1,590	-	-	-
Materials and Supplies	564	-	-	-
Purchased Services	-	-	-	-
Utilities	300	-	-	-
Contract Services	110	-	-	-
Fees and Payments	326	-	-	-
Controllable Assets	159	-	-	-
Computer Hardware and Software	-	-	-	-
Valuation Allowances	-	-	-	-
Chargebacks	-	-	-	-
Interest	-	-	-	-
Loss on Sale of Assets	-	-	-	-
Foreign Currency Exchange Loss	-	-	-	-
	<u>3,049</u>	<u>-</u>	<u>-</u>	<u>-</u>
Program Delivery Details				
Program Management and Administration	1,841	-	-	-
Commissioner Lands Administration	2,125	-	-	-
Territorial Lands Administration	1,484	-	-	-
Land Use Administration	606	-	-	-
Resource Management	3,606	-	-	-
Diamond Resource Management	824	-	-	-
	<u>10,486</u>	<u>-</u>	<u>-</u>	<u>-</u>

LANDS

OPERATIONS

Active Positions

2014-2015	Indeterminate Full Time	Indeterminate Part Time	Seasonal	Total
Regional Allocation				
Yellowknife Headquarters	20	-	-	20
North Slave	13	-	-	13
Tłı̨chǫ	-	-	-	-
South Slave	8	-	-	8
Dehcho	6	-	-	6
Sahtu	6	-	-	6
Beaufort Delta	8	-	-	8
	61	-	-	61
Community Allocation				
Yellowknife Headquarters	20	-	-	20
Regional/Area Offices	41	-	-	41
Other Communities	-	-	-	-
	61	-	-	61

2013-2014	Indeterminate Full Time	Indeterminate Part Time	Seasonal	Total
Regional Allocation				
Yellowknife Headquarters	-	-	-	-
North Slave	-	-	-	-
Tłı̨chǫ	-	-	-	-
South Slave	-	-	-	-
Dehcho	-	-	-	-
Sahtu	-	-	-	-
Beaufort Delta	-	-	-	-
	-	-	-	-
Community Allocation				
Yellowknife Headquarters	-	-	-	-
Regional/Area Offices	-	-	-	-
Other Communities	-	-	-	-
	-	-	-	-

LANDS

This page intentionally left blank

INFORMATICS

Activity Description

The **Informatics** division is a shared service supporting the departments of Lands, Environment and Natural Resources and Industry, Tourism and Investment. Informatics provides strategic advice and guidance on the use of information and technology in support of programs and services and broad information management services to the departments, including: information systems and internet development, implementation and operations, geomatics and geographic information systems, data and analysis, and records and library services for electronic, printed and visual services.

INFORMATICS

Operations Expenditure Summary

Expenditure Category	(thousands of dollars)			
	2014-2015 Main Estimates	2013-2014 Revised Estimates	2013-2014 Main Estimates	2012-2013 Actuals
Compensation and Benefits	4,265	-	-	-
Grants and Contributions	-	-	-	-
Other Expenses	1,888	-	-	-
	<u>6,153</u>	<u>-</u>	<u>-</u>	<u>-</u>
Amortization	181	-	-	-
	<u>6,334</u>	<u>-</u>	<u>-</u>	<u>-</u>
Details of Other Expenses				
Travel	76	-	-	-
Materials and Supplies	85	-	-	-
Purchased Services	19	-	-	-
Utilities	-	-	-	-
Contract Services	269	-	-	-
Fees and Payments	91	-	-	-
Controllable Assets	-	-	-	-
Computer Hardware and Software	856	-	-	-
Valuation Allowances	-	-	-	-
Chargebacks	492	-	-	-
Interest	-	-	-	-
Loss on Sale of Assets	-	-	-	-
Foreign Currency Exchange Loss	-	-	-	-
	<u>1,888</u>	<u>-</u>	<u>-</u>	<u>-</u>

LANDS

INFORMATICS

Active Positions

2014-2015	Indeterminate Full Time	Indeterminate Part Time	Seasonal	Total
Regional Allocation				
Yellowknife Headquarters	36	-	-	36
North Slave	-	-	-	-
Tłı̨chǫ	-	-	-	-
South Slave	-	-	-	-
Dehcho	-	-	-	-
Sahtu	-	-	-	-
Beaufort Delta	-	-	-	-
	36	-	-	36
Community Allocation				
Yellowknife Headquarters	36	-	-	36
Regional/Area Offices	-	-	-	-
Other Communities	-	-	-	-
	36	-	-	36

2013-2014	Indeterminate Full Time	Indeterminate Part Time	Seasonal	Total
Regional Allocation				
Yellowknife Headquarters	-	-	-	-
North Slave	-	-	-	-
Tłı̨chǫ	-	-	-	-
South Slave	-	-	-	-
Dehcho	-	-	-	-
Sahtu	-	-	-	-
Beaufort Delta	-	-	-	-
	-	-	-	-
Community Allocation				
Yellowknife Headquarters	-	-	-	-
Regional/Area Offices	-	-	-	-
Other Communities	-	-	-	-
	-	-	-	-

Note 1: Regional and Area Offices include positions located in Yellowknife Regional Offices, Fort Smith, Hay River, Fort Simpson, Norman Wells and Inuvik.

Work Performed on Behalf of Others

	(thousands of dollars)			
	2014-2015 Main Estimates	2013-2014 Revised Estimates	2013-2014 Main Estimates	2012-2013 Actuals
Aboriginal Affairs and Northern Development Canada (AANDC) - Inuvialuit Land Claim - Under the terms of a contribution funding agreement between AANDC and the Government of the Northwest Territories, AANDC will provide 2014-2015 implementation funding to the Government of the Northwest Territories to assist with Inuvialuit implementation activities pursuant to the Inuvialuit Final Agreement.	100	-	-	-
	100	-	-	-

LANDS

This page intentionally left blank

GLOSSARY

GLOSSARY

Activity	A division of a Department.
Accumulated Amortization	The total to date of the periodic amortization charges relating to tangible capital assets since they were placed in use.
Amortization	The systematic process of allocating the cost of capital assets to expense for the periods in which they provide benefits. For the purpose of tangible capital asset accounting in the Government of the Northwest Territories, amortization is calculated using the straight-line method, which assumes that an equal benefit is received in each year of the asset's estimated useful life. This term is used interchangeably with depreciation and is generally understood to mean the same thing.
Appropriation	A budget approved by the Legislative Assembly that permits expenditures to be made. Appropriations are usually made for fixed amounts and are typically for a period of one year.
Budget	An estimate of proposed expenditures for a given period and the proposed means (revenue estimates) of financing those expenditures.
Capital Expenditures	An outlay of government resources, normally not of a recurring or continuing nature, for the purchase, construction or betterment of a tangible capital asset.
Capital Projects	Projects established for the purchase or construction of capital assets. Typically a capital project encompasses a purchase of land or equipment and/or the construction of a building or other facility. Small Capital projects are projects with a value less than \$400,000. Large Capital projects are projects with a value greater than \$400,000.
Contribution	A conditional transfer of appropriated funds to a public agency, community government or other organization that is accountable to the government for the use of the funds and fulfillment of the objectives for which the funding is provided.
Department	Organizational entity established by Cabinet to deliver programs and services within a specified mandate.
Departmental Overview	A summary of the mission and goals of a government department.
Disposals	Voluntary (through sale, exchange, etc.) or involuntary (through damage or theft) disposal of tangible capital assets. Upon disposal, the net book value of the asset is removed from the accounts.
Estimates	The estimated expenditures, to be approved by the Legislative Assembly, and forecasted revenues, for all government departments.
Expenditure	Funds paid or payable to acquire goods and services, consumed in Government operations, or an investment in tangible capital assets.
Financial Instrument	Any contract that gives rise to a financial asset of one entity and a financial liability or equity instrument of another entity.

GLOSSARY

Financial Management Board	The Financial Management Board is a committee of the Executive Council, consisting of all members of the Executive Council, which is responsible for the financial management and administration of the Government of the Northwest Territories.
Fiscal Year	A consecutive twelve-month period designated as the reporting period of a government or organization. The Government of the Northwest Territories' fiscal year starts April 1 and ends March 31 of the following calendar year.
Foreign Currency Exchange Loss	The amount by which the reporting currency of a financial instrument devalues between the time that the financial instrument is acquired and when it is settled.
Goal	A high-level statement of the desired outcome of government activities to be achieved over an unspecified period of time.
Grant	An essentially unconditional transfer of appropriated funds to another party for a specified purpose.
Infrastructure Contribution	A contribution made to a third party, by the Government, to purchase, construct, develop or acquire a Tangible Capital Asset, where the ownership of the asset is retained by the third party.
Loss on Sale of Assets	The amount by which the net book value of a tangible capital asset (TCA) exceeds the proceeds of sale of that TCA.
Net Book Value	The cost of a tangible capital asset, less both accumulated amortization and the amount of any write-down.
Position	A job description established within the public service. The term "active positions" includes positions that are occupied, or temporarily vacant, but will be staffed.
Public Agency	A statutory body or territorial corporation specified in Schedule A, B or C of the <i>Financial Administration Act</i> .
Regions	Geographical sub-divisions of the Northwest Territories for administrative purposes.

GLOSSARY

Tangible Capital Asset	<p>A non-financial asset having physical substance that is acquired, constructed, developed and:</p> <ul style="list-style-type: none">• is held for use in the production or supply of goods, delivery of services or program outputs;• has a useful life extending beyond one fiscal year and is intended to be used on a continuing basis;• is intended to be used on a continuing basis;• is not intended for resale in the ordinary course of operations; and• cost is equal to, or greater than, \$50,000 <p>The major categories of tangible capital assets are:</p> <ul style="list-style-type: none">• Land (other than land acquired at no cost to the government);• Roads;• Bridges;• Ferries;• Airstrips and Aprons;• Buildings;• Water and Sewer Works;• Mainframe and software systems;• Leasehold Improvements;• Mobile and Heavy Equipment;• Major Medical Equipment; and;• Other Major Equipment.
Valuation Allowance	<p>An operations expense due to the write off, or write down, of accounts receivable, loans receivable, inventory, or other assets.</p>
Work-in-progress (WIP)	<p>Means construction or development in progress and postponed projects (postponed projects are written-off if dormant for more than one year and there is no plan in the capital budget for their continuation). An estimate of the final cost may be required to allow the asset to be moved into service.</p>
Work Performed on Behalf of Others	<p>The Government undertakes to perform certain functions in the Northwest Territories on behalf of the Government of Canada or others. Funds expended for these activities are fully recovered and are not required to be appropriated by the Legislative Assembly.</p>

Budget Development Process

Budget Development Process

INTRODUCTION

The Government of the Northwest Territories uses a comprehensive business planning approach, which guides the development of the Main Estimates. Business planning is a process used by many governments and other organizations to provide a link between strategic planning and resource allocation. Generally, business plans flow from an organization's longer-term strategic plan, but deal with a shorter time frame, propose further information on implementation, and include details on resource allocation.

The Main Estimates reflect the Government of the Northwest Territories' plan of action for the upcoming fiscal year. Specifically, they represent all anticipated expenditures and all anticipated revenues for the fiscal year.

The Main Estimates seek appropriation authority for the fiscal year, which begins April 1. The Budget Address, presented by the Minister of Finance at the time of presentation of the Main Estimates, is an integral part of the total budget package. In addition, the Government's Business Plans are tabled in the Legislative Assembly at the time of the Budget Speech and tabling of the Main Estimates.

Many individuals and organizations, both from within the government and from the public have been consulted during the planning and development stages of the budget process. However, the exact content of the Main Estimates is not public until tabled in the Legislative Assembly by the Minister of Finance. Traditionally, the budget presentation process prevents special interest advantages being obtained through advance information on government fiscal initiatives.

PROCESS

The Main Estimates process consists of several phases:

- 1. Fiscal Strategy development;**
- 2. Business Plan development and review;**
- 3. Main Estimates development process;**
- 4. Budget Address development;**
- 5. Presentation to the Legislative Assembly; and,**
- 6. Preparation and entry of budgets into the System for Accountability and Management (SAM).**

During the course of any given fiscal year, there are two other processes that are used to monitor and adjust the budget:

- 1. Variance Reporting - Monitoring of Expenditures and Revenues against Budgets; and,**
- 2. Supplementary Estimates.**

Budget Development Process

1. *Fiscal Strategy Development*

Under the direction of the Minister of Finance, the Department of Finance prepares a multi-year fiscal framework. The framework is an overview of the projected financial position of the government based on a set of assumptions about revenues, expenditures, and federal transfer payments.

In the development of a fiscal strategy, the framework is used as a modeling tool to project the fiscal position of the government, assuming current policies and trends are maintained, as well as alternate positions based on various policy changes, new policies and new initiatives. This allows the Financial Management Board and the Executive Council to assess whether the current mix of expenditures and taxes are appropriate. If the mix cannot be sustained, or change is desired for policy reasons, it allows for an evaluation of alternatives in expenditures, taxation, and borrowing.

Based on the government's current financial position, program objectives and the fiscal alternative chosen, targets for each department are approved by the Financial Management Board and instructions are issued to departments for the development of multi-year business plans.

2. *Business Plan Development and Review*

The multi-year business planning approach links strategic planning with resource allocation. The business planning process includes setting goals, developing strategies to achieve the goals, and establishing targets and outcome measures. The Executive Council approves a Business Plan, which sets goals and strategic priorities for the government. The departmental business plans are developed to support the overall Government's goals. As part of the process, departments identify the challenges and pressures confronting them, and map out how to meet those challenges within available resources. Business Plans identify key strategies that each department will implement to achieve its goals, and also identify outcome measures and targets to be achieved.

Business plans focus on two areas of expenditure:

a) Operations Expenditures

The Financial Management Board establishes departmental planning targets. Individual departments develop and document projections of forced expenditure growth in existing programs on the basis of demographics or utilization trends, possible expenditure reductions, required service level increases and other anticipated changes for each departmental program. This is done in accordance with Financial Management Board instructions.

New or expanded programs are justified in relation to government priorities, policy directives, and/or changes to industrial norms or national standards.

Departmental business plans are submitted for review, analysis, and compilation by the Departments of the Executive and Finance before presentation to the Executive Council and Financial Management Board. They are then referred to Legislative Standing Committees for review.

b) Infrastructure Investment

In the 2009-10 fiscal year, the Government moved the consideration of the Capital Plan to the fall session of the Legislative Assembly. The capital planning process provides for one capital investment target with all Departmental projects competing for the available funding. The result is that projects are prioritized on a government wide basis versus a departmental basis.

Budget Development Process

The capital planning process for each planning cycle starts with community consultations. Community consultations are conducted to ensure communities are:

1. consulted annually on their capital needs;
2. provided explanations on the allocation of resources to capital investment; and the application of priority criteria along with the political and other influences on the process will be provided; and,
3. provided direct feedback on the consultations, including feedback to communities on the inclusion or exclusion of community projects in the capital plan or capital needs assessment; and if requested, a follow-up meeting with the communities to explain the capital plan and disposition of their proposed projects.

The results from community consultations are taken into consideration in the development of the initial capital needs assessments completed by departments. Projects included in the first five years of the needs assessment are then rated against a common set of criteria.

The rating of the proposed Infrastructure projects and the available funding are taken into consideration in developing a preliminary Infrastructure acquisition plan. The preliminary plan is first reviewed by a Deputy Ministers Steering Committee and secondly by the Financial Management Board prior to a review by Standing Committees and the final approval when presented in the Main Estimates to the Legislative Assembly. Changes to the plan can be affected through any of the reviews prior to final approval.

3. Main Estimates Development Process

Once the business plans and infrastructure acquisition plan have been reviewed by Standing Committees, departments proceed to prepare their annual estimates.

There is a minimum level of detail required in the development of the Main Estimates. Departments may budget at more detailed levels for internal purposes, as deemed necessary. Each department is responsible for the development of their budget. In this development, a minimum level of detail is established which will meet the requirements of the Main Estimates and provide for the budget to be loaded into the System for Accountability and Management (SAM).

The Department of Finance coordinates all departmental information to produce the Main Estimates and it is responsible for coordinating the input of the budget into SAM once it is approved by the Legislative Assembly.

The Main Estimates are reviewed by the Department of Finance for uniformity, consistency of presentation and adherence to targets and guidelines. The Financial Management Board then approves the Draft Main Estimates for forwarding to the Legislative Assembly Standing Committees for their review prior to the commencement of the Budget Session.

4. Budget Address Development

Under the direction of the Minister of Finance, the Department of Finance drafts the text of the Budget Address.

The Budget Address includes an outline of current trends and anticipated developments and identifies the Government's plan of action, related to its established strategies and priorities, for the upcoming fiscal year.

In addition, the Budget Address highlights new tax and program initiatives and their expected impacts on the economy and Government revenues or expenditures.

Budget Development Process

5. *Presentation to the Legislative Assembly*

Following the presentation of the Budget Address to the Legislative Assembly by the Minister of Finance, the Main Estimates are released to Members of the Legislative Assembly, the general public, and the media. After the Legislative Assembly has completed its review, the Assembly approves the *Appropriation Act*.

6. *Preparation and Entry of Approved Budgets into the System for Accountability and Management*

The departments are required to provide the detailed data and coding structure, in a format established by the Department of Finance, for entry of the budget into the System for Accountability and Management.

The actual transfer is completely automated and is organized so that departmental budgets are in place on April 1.

7. *Variance Reporting - Monitoring of Expenditures and Revenues against Budgets*

During the course of the year, the System for Accountability and Management produces monthly reports comparing year-to-date revenues and expenditures to the year-to-date budget.

Departments must respond monthly to the Financial Management Board on the status of their expenditures and revenues, as compared to budget, and provide projections to year-end.

The variance information and revised year-end projections, obtained through the expenditure and revenue monitoring mechanisms, are used during the year to monitor actual performance against the Government's fiscal framework and anticipate requirements for supplementary appropriations and any incremental borrowing.

8. *Supplementary Estimates*

During the course of any given year, increases may be required to a department's spending authority. This is accomplished by way of Supplementary Estimates. They are presented to the Legislative Assembly for approval during regular sittings of the House.

In emergency situations, the Financial Management Board may recommend a Special Warrant to the Commissioner for advanced spending authority, to allow a department to respond quickly to a new or unforeseen need that meets the criteria of an emergency as defined by the *Financial Administration Act* and the Financial Administration Manual. The Special Warrant is included in the subsequent Supplementary Estimate.

Upon approval of Supplementary Estimates by the Legislative Assembly, budget entries are prepared and entered into the System for Accountability and Management.

This page intentionally left blank